Office of Homeless Services
303 E. Vanderbilt Way • San Bernardino, CA 92415
Phone: (909)386-8297 • Fax: (909)890-0868
mail: homelessrfp@hss.sbcounty.gov • Website: http://www.sbcounty.gov/dbh/sbchp/

Agenda: Interagency Council on Homelessness

Meeting date, time, and place

Date: **August 23, 2017**
Time: **9:00 am – 11:00 am**
Place: **County of San Bernardino Health Services (CSBHS) Building**
850 E. Foothill Blvd., CSBHS Auditorium
Rialto, CA 92376

Note: Please remember to silence your cell phones.

		Time
Call to Order	Chair or Designee will call the meeting to order	
Invocation	Chair or Designee will lead the Invocation	9:00 – 9:05 am
Pledge of Allegiance	Chair or Designee will lead the Pledge of Allegiance	
Introductions	Chair or Designee will lead the Introductions of the ICH Members and Staff	9:05 – 9:10 am
Reports	1. Homeless Provider Network – Sharon Green, Chair (3 min) 2. Office of Homeless Services – Tom Hernandez (3 min) 3. County of San Bernardino Advisory Group to End Homelessness – Dena Fuentes (3 min) 4. Subcommittee Reports – Chairs (9 min) Housing Committee –Ray Osborne Homeless Youth Task Force- Supervisor Ramos/Brenda Dowdy Health Committee – Roger Uminski 5. Legislative Report – Chekesha Gilliam (3 min) 6. Board Agenda Review – Kent Paxton (3 min) 7. Housing Authority of the County of San Bernardino – Maria Razo – (3 min) 8. Coordinated Entry System Report – Gary Madden (3 min)	9:10 – 9:40 am

Agenda Items: The following items are presented for informational, consent, and discussion purposes.

THE INTERAGENCY COUNCIL ON HOMELESSNESS MEETING FACILITY IS ACCESSIBLE TO PERSONS WITH DISABILITIES. IF ASSISTIVE LISTENING DEVICES OR OTHER AUXILIARY AIDS OR SERVICES ARE NEEDED IN ORDER TO PARTICIPATE IN THE PUBLIC MEETING, REQUESTS SHOULD BE MADE THROUGH THE OFFICE OF HOMELESS SERVICES AT LEAST THREE (3) BUSINESS DAYS PRIOR TO THE PARTNERSHIP MEETING. THE OFFICE OF HOMELESS SERVICES TELEPHONE NUMBER IS (909) 386-8297 AND THE OFFICE IS LOCATED AT 303 E. VANDERBILT WAY, SAN BERNARDINO, CA 92415. http://www.sbcounty.gov/dbh/sbchp/

AGENDA AND SUPPORTING DOCUMENTATION CAN BE OBTAINED AT 303 E. VANDERBILT WAY, SAN BERNARDINO, CA 92415

Office of Homeless Services
303 E. Vanderbilt Way • San Bernardino, CA 92415
Phone: (909)386-8297 • Fax: (909)890-0868
mail: homelessrfp@hss.sbcounty.gov • Website: http://www.sbcounty.gov/dbh/sbchp/

Item No.	Consent Items	
1	Approve minutes of the May 24, 2017, ICH meeting	9:40 – 9:45 am
	Special Presentation	
2	Accept 2017 Homeless Youth Survey Report (Presenters: Supervisor James Ramos, Brenda Dowdy and Tom Hernandez)	9:45 – 9:55 am
	Discussion	
3	Approve the expenditure of $40,000 in Continuum of Care (CoC) Planning Grant funds to develop a Request for Qualification for vendors to provide training and capacity building for CoC homeless service providers (Presenters: Ken Paxton and Tom Hernandez)	9:55 – 10:00 am
4	Approve the recommended changes to the ICH Governance Charter and Bylaws to reflect updates as a result of changes to the Homeless Provider Network (HPN) Bylaws by HPN membership (Presenter: Tom Hernandez)	10:00 – 10:05 am
5	Approve the recommendation to create an ICH Ad Hoc Committee to review Rapid Rehousing Needs for the Continuum (Presenter: Kent Paxton)	10:05 – 10:10 am
6	Adopt Anti-Discrimination Policy to ensure Equal Access to Housing in United States Department of Housing and Urban Development Programs Regardless of Sexual Orientation or Gender Identity (Presenter: Tom Hernandez)	10:10 – 10:15 am
7	Approve Recommendations for the CoC Renewals and Permanent Housing Bonus applications, and the tiering of the renewal, planning, and permanent housing bonus projects (Presenters: Kent Paxton and Tom Hernandez)	10:15– 10:45 am

Closing	10:45 – 11:00 am

Public Comment	Open to the public for comments limited to three minutes
Council Roundtable	Open to comments by the Council
Next ICH Meeting	The next Interagency Council on Homelessness meeting is scheduled for: **September 27, 2017** **9:00 am – 11:00 am** **County of San Bernardino Health Services (CSBHS) Building** **850 E. Foothill Blvd., CSBHS Auditorium**

THE INTERAGENCY COUNCIL ON HOMELESSNESS MEETING FACILITY IS ACCESSIBLE TO PERSONS WITH DISABILITIES. IF ASSISTIVE LISTENING DEVICES OR OTHER AUXILIARY AIDS OR SERVICES ARE NEEDED IN ORDER TO PARTICIPATE IN THE PUBLIC MEETING, REQUESTS SHOULD BE MADE THROUGH THE OFFICE OF HOMELESS SERVICES AT LEAST THREE (3) BUSINESS DAYS PRIOR TO THE PARTNERSHIP MEETING. THE OFFICE OF HOMELESS SERVICES TELEPHONE NUMBER IS (909) 386-8297 AND THE OFFICE IS LOCATED AT 303 E. VANDERBILT WAY, SAN BERNARDINO, CA 92415. http://www.sbcounty.gov/dbh/sbchp/

AGENDA AND SUPPORTING DOCUMENTATION CAN BE OBTAINED AT 303 E. VANDERBILT WAY, SAN BERNARDINO, CA 92415

Office of Homeless Services
303 E. Vanderbilt Way • San Bernardino, CA 92415
Phone: (909)386-8297 • Fax: (909)890-0868
mail: homelessrfp@hss.sbcounty.gov • Website: http://www.sbcounty.gov/dbh/sbchp/

Rialto, CA 92376

Mission Statement
The mission of the San Bernardino County Homeless Partnership is to provide a system of care that is inclusive, well planned, coordinated and evaluated and is accessible to all who are homeless and those at-risk of becoming homeless.

THE INTERAGENCY COUNCIL ON HOMELESSNESS MEETING FACILITY IS ACCESSIBLE TO PERSONS WITH DISABILITIES. IF ASSISTIVE LISTENING DEVICES OR OTHER AUXILIARY AIDS OR SERVICES ARE NEEDED IN ORDER TO PARTICIPATE IN THE PUBLIC MEETING, REQUESTS SHOULD BE MADE THROUGH THE OFFICE OF HOMELESS SERVICES AT LEAST THREE (3) BUSINESS DAYS PRIOR TO THE PARTNERSHIP MEETING. THE OFFICE OF HOMELESS SERVICES TELEPHONE NUMBER IS (909) 386-8297 AND THE OFFICE IS LOCATED AT 303 E. VANDERBILT WAY, SAN BERNARDINO, CA 92415. http://www.sbcounty.gov/dbh/sbchp/

AGENDA AND SUPPORTING DOCUMENTATION CAN BE OBTAINED AT 303 E. VANDERBILT WAY, SAN BERNARDINO, CA 92415

Homeless Partnership Network
303 E. Vanderbilt Way • San Bernardino, CA 92415
Phone: (909) 386-8297 • Fax: (909) 890-0868
Email: homelessrfp@hss.sbcounty.gov • Website:
http://hss.sbcounty.gov/sbchp//

Homeless Partnership Network Report
Prepared for the Interagency Council on Homelessness

Report purpose	The purpose of this document is to present the Homeless Partnership Network (HPN) report and to record action items from prior HPN meetings to the Interagency Council on Homelessness (ICH) meetings.
Date	Wednesday, August 23, 2017
Presenter	Sharon Green
Presentations	The table below lists the presentations from Regional HPN's last meeting.

Announcements
• The County Wide HPN last met on July 11, 2017. We welcomed the Desert Regions new chair, Jimmy Waldron. We also had a presentation from the County's Performance Education Resource Center (PERC) on C4 Yourself. • A special session HPN meeting was called on August 3, 2017 to approve the changes to the By-Laws, separating the high desert and mountain regions, creating two separate HPN regions. • The amended By-laws were unanimously approved. Glen Thompson will be the chair representing the Mountain region with Joyce Garrison as his co-chair. • The City of Hesperia has voted to remove the group home ordinance and to amend the crime free rental ordinance. It is now voluntary for owners to register as "the elimination of due processes" has been completely removed from the ordinance.
Countywide HPN Meeting • Our next meeting will be held Tuesday, October 10, 2017 1p-3p at the County of San Bernardino Health Services building (Auditorium entrance) located at 850 Foothill Blvd. Rialto, CA 92376.

County of San Bernardino
Office of Homeless Services
303 E. Vanderbilt Way, First Floor • San Bernardino, CA 92415-0026
Phone: (909) 386-8297 • Fax: (909) 890-0868
Email: homelessrfp@hss.sbcounty.gov • Website: http://www.sbcounty.gov/sbchp

Office of Homeless Services Report
Prepared for the Interagency Council on Homelessness

Report purpose	The purpose of this document is to present the Office of Homeless Services (OHS) report and to record action items from prior Interagency Council on Homelessness (ICH) meetings.
Date	August 23, 2017
Presenter	Tom Hernandez, Homeless Services Officer

Announcements The table below lists the announcements for today's meeting.

Announcements
Point-In-Time Count (PITC) New Question • "Did you become homeless for the first time during the past 12 months?" was a new question added to the 2017 homeless count and survey instrument for unsheltered adults and unaccompanied children under age 18 years of age for the San Bernardino County Homeless PITC. • In a brief published by Urban Initiatives, the total number of unsheltered adults who became homeless for the first time during the 12 months prior to the homeless counts was as follows, 37.1% or 428 of the 1,153 unsheltered adults and unaccompanied children under age 18 in San Bernardino County. More than two-thirds of persons were 40 years of age or older; more than two-thirds of persons were male; and approximately 10% stated that they were veterans. • Of note in the report were conditions and Issues that likely contributed to first time individuals experiencing homelessness: o Approximately half (50%) of unsheltered respondents reported no income; o More than one-third of unsheltered respondents reported a chronic health condition; o More than one-third of unsheltered respondents reported a physical disability; o More than one-fourth of unsheltered respondents reported being released from prison during the past two years after serving a court-ordered sentence; and o Nearly one-fourth of unsheltered respondents reported a mental health problem • Attached you will find the Brief prepared by Urban Initiatives (see attached, Report 2A)

303 E. Vanderbilt Way, First Floor • San Bernardino, CA 92415-0026
Phone: (909) 386-8297 • Fax: (909) 890-0868
Email: homelessrfp@hss.sbcounty.gov • Website: http://www.sbcounty.gov/sbchp

Trauma-Informed Care Training (Unaccompanied Women)

- The OHS in conjunction with the San Bernardino County Advisory Group hosted a Trauma-Informed Care Training on July 31st at the San Bernardino County Government Center, Covington Chambers, 385 N. Arrowhead Avenue, San Bernardino, CA 92415.
- The training was provided by Amy Turk, Director of the Downtown Women's Shelter in Los Angeles, CA, and Colleen Roos, LCSW of the Loma Linda Veterans Medical Center.
- The training focused on the following topics:
  - Define Trauma
  - Discuss the various levels of trauma
  - The impact trauma has
  - The cursory impact trauma has on the brain
  - Trauma Care
  - Secondary trauma impact
  - Importance of self-care
- There were over 120 homeless service provider participants that attended the informative session.

Rapid Rehousing Training

- The San Bernardino County Homeless Partnership hosted a training on "Rapid Re-Housing: A System-wide Response to Solving Homelessness" that provided technical assistance training for CoC Leaders, Providers, Funders & Stakeholders.
- The training was conducted by Katharine Gale, Consulting & Principle Associate of Focus Strategies Technical Assistance Associate, Center for Capacity Building of the National Alliance to End Homelessness, and Cynthia Nagendra, Director for the Center for Capacity Building of the National Alliance to End Homelessness
- The training date was hosted on August 1 and 2 at the County Health Services Auditorium, 850 E. Foothill Blvd., Rialto, CA 92376.
- The three main areas that were covered included:
  - "The Three Core Components that Put the Rapid in Rapid Re-Housing"
  - "Making Rapid Re-Housing an Integral Part of Your Community's System"
  - RRH Provider Training –
  - "Best Practices for Implementing Effective Rapid Re-Housing Strategies"
- Approximately 180 rapid rehousing homeless service providers attended the training.

County of San Bernardino
Office of Homeless Services
303 E. Vanderbilt Way, First Floor • San Bernardino, CA 92415-0026
Phone: (909) 386-8297 • Fax: (909) 890-0868
Email: homelessrfp@hss.sbcounty.gov • Website: http://www.sbcounty.gov/sbchp

Dedicated Plus Renewal Requests

- The United States Department of Housing and Urban Development (HUD) created the DedicatedPLUS concept to provide more flexibility to communities, particularly those that have already dedicated 100 percent of the PSH resources to chronic homelessness, to expand their eligibility to serve persons with long histories of homelessness and severe service needs who would not meet the definition of chronic homelessness at project entry.

- The Office of Homeless (OHS) recommends that renewal applicants be encouraged to not be allowed to change any permanent supportive housing beds to DedicatedPLUS this year. The reason is HUD's timeline does not allow a CoC enough time to make such a decision that should be data driven. The OHS will provide a data driven recommendation for the 2018 CoC Competition.

Homeless Management Information System Update

- The Office of Homeless Services (OHS), HMIS section routinely monitors agencies data quality to ensure accuracy and meet HUD standards for data quality maintenance. Attached you will find a copy of the latest HMIS Data Quality Report for the month of July, 2017 (see attached, Report 2B).

- Agency report cards are posted for review on individual agencies participating in HMIS at the following website: http://www.sbcounty.gov/dbh/sbchp/HMIS.aspx

Attachments
Urban Initiatives HUB Brief – Report 2A-Attached
HMIS Data Quality Monthly Report July 2017 – Report 2B-Attached

Having trouble viewing this email? Click here

Like

How Many Persons Became Homeless for the First Time During the Past 12 Months? Part I

A brief prepared by Joe Colletti, PhD and Sofia Herrera, PhD
Hub for Urban Initiatives

June 2017

"Did you become homeless for the first time during the past 12 months?" was a question added to the 2017 homeless count and survey instrument for unsheltered adults and unaccompanied children under age 18 for the Southern California counties of San Bernardino and Ventura.

The total number of unsheltered adults who became homeless for the first time during the 12 months prior to the homeless counts is as follows:

- 37.1% or 428 of the 1,153 unsheltered adults and unaccompanied children under age 18 in San Bernardino County; and
- 26.2% or 167 of the 637 unsheltered adults and unaccompanied children under age 18 in Ventura County.

Urban Initiatives helped design the count and survey instrument for both counties. The

instrument included the questions necessary to meet the total population and subpopulation requirements by the U.S. Department of Housing and Urban Development (HUD). Any jurisdictions, such as the counties of San Bernardino and Ventura, that receive annual Continuum of Care (CoC) Program funding, must complete a sheltered count every year and an unsheltered count every other year during the last 10 days of January.

The total population count must include the number of persons counted as sheltered and unsheltered. Subpopulation counts must include the number of persons who were adults with a serious mental illness, adults with a substance use disorder, adults with HIV/AIDS, chronically homeless families, chronically homeless individuals, unaccompanied children under age 18, unaccompanied young adults age 18 - 24, veterans, and victims of domestic violence (optional). A breakdown by gender, ethnicity, and race is also required.

Other questions were included in the count and survey instrument for unsheltered adults and unaccompanied children under age 18 that were not required by HUD, including the question---"Did you become homeless for the first time during the past 12 months." The purpose of this question was to find out how many unsheltered adults and unaccompanied children under age 18 became homeless for the first time during the 12 months prior to the 2017 homeless counts. The question also aimed at further identifying who these persons were and determining their service needs.

The following table provides the total number of unsheltered adults and unaccompanied children under age 18 who became homeless for the first time during the 12 months prior to the 2017 homeless counts and a breakdown of the total number by subpopulations that include some subpopulations not required by HUD. The breakdown for several subpopulations will also help identify conditions and issues that likely contributed to their homelessness such as adults with a chronic health condition, physical disability, serious mental illness, substance use disorder, and with HIV/AIDS. Other issues and conditions include domestic violence, recent release from jail or prison, and little or no monthly income.

Table 1. Unsheltered adults who became homeless for the first time during the 12 months prior to the homeless counts

	San Bernardino County		**Ventura County**	
	#	%	#	%
Total Number:	428	100	167	100
Age:				
Under 18 (unaccompanied children)	9	2.1	0	0.0
18 - 24	40	9.3	10	6.0
25 - 39	112	26.2	43	25.7

40 - 49	87	20.3	35	21.0
50 - 61	138	32.2	57	34.1
62+	24	5.6	18	10.8
No Recorded Answer	18	4.2	4	2.4
Disability or Disabling Condition:				
Chronic Health Condition	163	38.1	64	38.3
Developmental	78	18.2	33	19.8
HIV/AIDS	10	2.3	1	0.6
Mental Health Problem	98	22.9	33	19.8
Physical	161	37.6	53	31.7
Substance Use	120	28.0	39	23.4
Domestic Violence:				
Survivor	92	22.0	40	24.0
Ethnicity:				
Hispanic or Latino	126	29.4	74	44.3
Gender:				
Female	121	28.3	44	26.3
Male	300	70.1	119	71.3
Transgender	0	0.0	1	0.6
Did Not Identify as Female, Male, or Transgender	1	0.2	0	0.0
No Recorded Answer	6	1.4	3	1.8
Jail or Prison:				
Released During Past 12 Months	114	26.6	52	31.1
Monthly Income:				
No Income	197	46.0	87	52.1
$1 - $250	44	10.3	21	12.6
$251 - $500	22	5.1	6	3.6
$501 - $1,000	61	14.3	28	16.8
$1,000+	14	3.3	13	7.8
No Recorded Answer	90	21.0	12	7.2
Race:				
African American or Black	71	16.6	11	6.6
American Indian or Alaskan Native	4	0.9	4	2.4
Asian	2	0.5	1	0.6
Native Hawaiian or Pacific Islander	6	1.4	2	1.2

White	165	38.6	90	53.9
Multiple Races or Other	44	10.3	31	18.6
Don't Know or Refused to Answer	5	1.2	5	3.0
No Recorded Answer	131	30.5	23	13.8
Veteran Status:				
Veteran	45	10.5	14	8.4

Who Became Homeless for the First Time During the Past 12 Months?

For both counties,

- More than two-thirds of persons were 40 years of age or older;
- More than two-thirds of persons were male; and
- Approximately 10% stated that they were veterans.

Conditions and Issues That Likely Contributed to First Time Experience of Homelessness

Table 1 notes that that the following conditions and issues likely contributed to their first time experience of homelessness for both counties:

- Approximately half (50%) of unsheltered respondents reported no income;
- More than one-third of unsheltered respondents reported a chronic health condition;
- More than one-third of unsheltered respondents reported a physical disability;
- More than one-fourth of unsheltered respondents reported being released from prison during the past two years after serving a court-ordered sentence; and
- Nearly one-fourth of unsheltered respondents reported a mental health problem.

Other conditions and issues that likely contributed to their first time experience of homelessness are also noted in Table 1.

Service Needs for Those Who Became Homeless for the First Time

Table 1 also provides information regarding the service needs of those persons who became homeless for the first time during the 12 months prior to the 2017 homeless count and survey.

Besides Housing, service needs included:

- Health care;
- Mental health care;
- Substance use counseling and treatment; and

- Domestic violence counseling.

We want to encourage you to join the conversation with your insight or feedback. Click here to comment.

To learn more about the Hub for Urban Initiatives, click here.

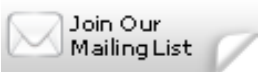

Hub for Urban Initiatives, 45 N San Gabriel Blvd., Pasadena, CA 91107

SafeUnsubscribe™ tom.hernandez@dbh.sbcounty.gov
Forward email | Update Profile | About our service provider
Sent by solutions@urban-initiatives.org in collaboration with

Constant Contact
Try it free today

Org ID	Organization / Program	Total Active Enrollments	Data Totals for the Month of July 2017						
			Total New Enrollments	Total Applicable Records	# of Missing Data Elements	% of Missing	# of Don't Know	# of Refused	% of DK/ Refused
CC1	Catholic Charities	24	44	494	3	0.61%	0	0	0.00%
CAP	Community Action Partnership	22	3	43	0	0.00%	1	0	2.33%
DMM	Desert Manna Ministries	15	13	156	0	0.00%	6	0	3.85%
FA2	Family Assistance Program	4	12	176	0	0.00%	9	2	6.25%
FSA	Family Services Association of Redlands	6	6	87	0	0.00%	0	0	0.00%
FFS	Foothill Family Shelter	34	0	0	0	0.00%	0	0	0.00%
FCC	Frazee Community Center	14	2	29	0	0.00%	0	0	0.00%
GDC	Global One Development Center	7	0	0	0	0.00%	0	0	0.00%
HDH	High Desert Homeless Services	112	39	547	3	0.55%	6	0	1.10%
LTH	Inland Temporary Homes	254	24	236	1	0.42%	0	0	0.00%
IHP	Inland Valley Hope Partners	147	0	0	0	0.00%	0	0	0.00%
KEY	Knowledge & Education For Your Success	1,220	212	2189	0	0.00%	11	3	0.64%
LCD	Life Community Development	28	1	14	0	0.00%	0	0	0.00%
LSS	Lighthouse Social Services	266	75	821	0	0.00%	0	0	0.00%
CCL	Lutheran Social Services of Southern California	97	23	344	5	1.45%	0	0	0.00%
MH1	Mercy House	98	103	1287	0	0.00%	17	0	1.32%
NHV	New Hope Village, Inc.	24	0	0	0	0.00%	0	0	0.00%
OG1	Operation Grace	12	0	0	0	0.00%	0	0	0.00%
HOA	Restoration House of Angels	13	1	15	0	0.00%	0	0	0.00%
SA1	Salvation Army	106	33	398	0	0.00%	0	0	0.00%

Org ID	Organization / Program	Total Active Enrollments	Data Totals for the Month of July 2017						
			Total New Enrollments	Total Applicable Records	# of Missing Data Elements	% of Missing	# of Don't Know	# of Refused	% of DK/ Refused
DBA	SB DBH Adult & Older System of Care	38	12	179	0	0.00%	0	1	0.56%
DBH	SB DBH/HA	458	0	0	0	0.00%	0	0	0.00%
HA1	SB Housing Authority	809	6	78	0	0.00%	0	0	0.00%
SUS	Step Up on Second Street, Inc	83	8	111	0	0.00%	0	0	0.00%
TFC	Time For Change Foundation	73	49	514	0	0.00%	0	0	0.00%
USV	US Veterans Inc	202	13	174	0	0.00%	0	0	0.00%
VVF	Victor Valley Family Resource Center	21	2	29	0	0.00%	0	0	0.00%
WOL	Water Of Life Community Church	48	27	297	0	0.00%	0	0	0.00%
		4,235	708	8218	12	0.11%	50	6	0.59%

County of San Bernardino
Homeless Partnership
303 E. Vanderbilt Way, First Floor • San Bernardino, CA 92415-0026
Phone: (909) 386-8297 • Fax: (909) 890-0868
Email: homelessrfp@hss.sbcounty.gov • Website: http://www.sbcounty.gov/sbchp

County of San Bernardino Advisory Group to End Homelessness Report Prepared for the Interagency Council On Homelessness

Date	August 23, 2017
Presenter	Dena Fuentes, Deputy Executive Officer Community Development and Housing Agency
Announcements	The table below lists the announcements for today's meeting.

Announcements
Advisory Board on Ending Chronic Homelessness Update **Report on the Numbers** Tremendous strides have been made in the efforts to end chronic and veteran homelessness <u>Chronic</u> Since January 2016, Step Up has housed 80 chronically homeless clients with an additional 20 in the "searching for a unit" process or the documentation/eligibility process. Of the clients housed, Step-up boasts a 90% retention rate and has reported approximately 42% of the clients engaged are women who are primarily unaccompanied. Step-up engages most of its clients via street outreach (meeting the clients where they are) and direct referrals from Coordinated Entry. <u>Veterans</u> To date, Lighthouse Social Services reports 989 cases resolved with 834 resulting in veterans being permanently housed. There are currently 19 veterans with HUD VASH vouchers in the process of being permanently placed (searching or pending inspections). **IEHP Initiative Update** On June 22, 2017, the IEHP Governing Board approved the commitment of $10M to be utilized in San Bernardino and Riverside Counties ($5M each) to provide housing support to persons who are chronically homeless with a physical health condition. The funding will also be utilized to create a system to transition members residing in nursing facilities from custodial care to community based settings and provide wrap social services and to assist other homeless populations that do not meet the chronic or Serious Mental Illness criteria.

303 E. Vanderbilt Way, First Floor • San Bernardino, CA 92415-0026
Phone: (909) 386-8297 • Fax: (909) 890-0868
Email: homelessrfp@hss.sbcounty.gov • Website: http://www.sbcounty.gov/sbchp

State Emergency Solutions Grant (ESG) Program

In the efforts to further homeless efforts, Community Development and Housing Department issued a Request for Proposals to identify service providers for homeless services utilizing State ESG funds. The RFP closed on August 18, 2017. Service provider recommendations will be made on August 25, 2017 and incorporated in the application for State ESG funds which is due September 1, 2017. The selected providers will either continue to be, or become, a part of the Countywide homeless delivery system.

Next meeting will be held on August 24th, 2017

County of San Bernardino
Office of Homeless Services
303 E. Vanderbilt Way, First Floor • San Bernardino, CA 92415-0026
Phone: (909) 386-8297 • Fax: (909) 890-0868
Email: homelessrfp@hss.sbcounty.gov • Website: http://www.sbcounty.gov/sbchp

Housing Committee Report
Prepared for the Interagency Council On Homelessness

Date: August 23, 2017

Presenter: Ray Osborne

Announcements: The table below lists the announcements for today's meeting.

Announcements
• The Housing Committee last met on August 15, 2017 and discussed the following topics: • Review the current list of new San Bernardino County RRH and PSH projects in development that could be under construction or completed in 2017: A. HACSB Golden Apartments in San Bernardino (21 PSH units) B. U.S. VETS two apartment buildings in San Bernardino (29 and 30 units respectively for a total of 59 PSH units) Est. construction start 2018 C. Liberty Lane in Redlands (80 PSH units, including 59 VASH PBV, 15 set aside for PBV veteran households). 1. This housing development is continuing be delayed because of neighborhood and legal challenges. 2. The delays will probably cause the loss of committed grant funding in 2017. 3. The development will now not be started until mid-2018 at the earliest. D. Veterans Village in Loma Linda (META Housing) (88 PSH units) E. Mary's Village in San Bernardino (84 transitional units for homeless men) F. HACSB Queen's Motel conversion in Victorville (30-40 one-bedroom and studio RRH and/or PSH units) G. The City of Upland committed to providing five (5) PSH apartment units in 2017. H. S.B County and HACSB are looking into the possibility of developing a site at the Maplewood location in western San Bernardino that could accommodate 20-30 tiny homes. I. Meta Housing is developing Desert Green Villas in Hesperia proposed to start construction in late 2018 with completion in 2019. (84 apartment with 42 PSH unit for homeless veterans and their families)

- The committee briefly discussed potential funding sources for developing new and rehab affordable housing in S.B. County, including $600,000 in State of California Veteran Housing Homeless Prevention (VHHP) program funding.
  A. Doug Fazekas will give the committee an overview of various housing development funding sources, including the State of California No Place Like Home funding, at our next meeting.

Next tentative ICH Housing sub-committee meeting:

Tuesday, September 19, 2017 from 10-11:30 am at the HACSB office.

- The Housing Committee discussion for June 12, 2017:
- Housing sub-committee goals and objectives for 2017:
  Goal will be to try to help develop at least 400 beds/units
  A. Obtain and review 2017 CoC Housing Inventory Chart (HIC) report
  B. Compile a list of multi-family housing developments (new and rehab) currently in the pipeline throughout San Bernardino County
  C. Compile a list of affordable and permanent supportive housing funding resources
  D. Work with Supervisor Gonzales and the Building Industry Association (BIA) to development and stage a county-wide Affordable Permanent Housing Summit in 2017.

Presentation of 2017 S.B. County Housing Inventory Chart (HIC) Report

A. Tom Hernandez and Mike Bell discussed the information provided in the 2017 HIC report, including the following details:
B. San Bernardino County reported there are a total of 3,908 beds available to serve to homeless and low-income barrier individuals and families in the county. This is an increase of nearly 20% over the 3,242 beds reported in 2016. Mike and Tom both indicated there could be several reasons for this increase, including better HMIS and CES reporting.
C. There are 421 emergency shelter beds, 370 transitional living beds, 1,718 Rapid Re-Housing (RRH) beds and 1,399 Permanent Supportive Housing (PSH) beds.

- Review the current list of new San Bernardino County RRH and PSH projects in development that could be under construction or completed in 2017:
  A. HACSB Golden Apartments in San Bernardino (21 PSH units)
  B. U.S. VETS two apartment buildings in San Bernardino (29 and 30 units respectively for a total of 59 PSH units) Est. construction start 2018
  C. Liberty Lane in Redlands (80 PSH units, including 59 VASH PBV, 15 set aside for PBV veteran households.
     1. Kent Paxton and Doug Fazekas reported that this housing development is continuing be delayed because of neighborhood and legal challenges.
     2. The delays will probably cause the loss of committed grant funding in 2017.
     3. The development will now not be started until 2018 at the earliest.
  D. Veterans Village in Loma Linda (META Housing) (88 PSH units)
  E. Mary's Village in San Bernardino (84 transitional units for homeless men)
  F. HACSB Queen's Motel conversion in Victorville (30-40 one-bedroom and studio RRH and/or PSH units)
  G. Eric Gavin confirmed that the City of Upland committed to providing five (5) PSH apartment units in 2017.
  H. Kent Paxton and Lisa Jones reported that the County and HACSB are looking into the possibility of developing a site at the Maplewood location in western San Bernardino that could accommodate 20-30 tiny homes.

- The sub-committee continued to discuss how it should proceed with developing an Affordable Permanent Housing Summit in 2017.
  A. It was suggested that the Housing Summit might have to be delayed until 2018.
  B. The sub-committee will continue to work with Supervisor Gonzales, the Building Industry Association (BIA) and the Office of Homelessness to develop a Housing Summit event in 2018 to bring together all of the appropriate stakeholders to discuss the issue of creating more affordable permanent supportive housing inventory by the year 2020.

- The committee briefly discussed potential funding sources for developing new and rehab affordable housing in S.B. County.
  A. Doug Fazekas reported that the final comments deadline has passed on the State of California No Place Like Home funding. He'll give the committee an update at our next meeting.
  B. After the committee meeting, Don Smith sent out an article about the state awarding $62 million in veterans housing funding as part of the Proposition 41 grant funds. Doug Fazekas will also update the committee on that funding at our next meeting.

County of San Bernardino
Office of Homeless Services
303 E. Vanderbilt Way, First Floor • San Bernardino, CA 92415-0026
Phone: (909) 386-8297 • Fax: (909) 890-0868
Email: homelessrfp@hss.sbcounty.gov • Website: http://www.sbcounty.gov/sbchp

Homeless Youth Taskforce
Prepared for the Interagency Council on Homelessness

Date	August 23, 2017
Presenter	Chairman James Ramos, Homeless Youth Taskforce Co-Chair Brenda Dowdy, Homeless Youth Taskforce Co-Chair
Announcements	The table below lists the announcements for today's meeting.

Announcements
Homeless Youth Taskforce • The Taskforce held its final strategic planning session on August 16, 2017. The sessions were well attended with many youth representatives participating. The HYTF will present its Strategic Plan when it has been finalized. • The Unaccompanied Homeless Youth Survey Report has been completed. This is the third year the HYTF has conducted this survey. For the first time, the survey was made available online for youth to complete during a 24-hour timeframe. With the success of the online tool, the HYTF will explore eliminating the paper form of the survey for next year. • The HYTF will go dark in September as many members will be attending the Children's Network Conference. The next regularly scheduled meeting will take place on **October 18th from 3:00 to 4:30 pm at the TAY Center located at 780 E. Gilbert St., San Bernardino.**

County of San Bernardino
Office of Homeless Services
303 E. Vanderbilt Way, First Floor • San Bernardino, CA 92415-0026
Phone: (909) 386-8297 • Fax: (909) 890-0868
Email: homelessrfp@hss.sbcounty.gov • Website: http://www.sbcounty.gov/sbchp

Health Committee Report
Prepared for the Interagency Council On Homelessness

Date: August 23, 2017

Presenter: Roger Uminski

Announcements: The table below lists the announcements for today's meeting.

Announcements
o Housing Committee met June 8, July 13, and August 10, 2017.
o "Spaghetti Diagram" to illustrate relationships between Housing and Health Providers reviewed, completed and is attached as reference for the ICH. As we bring housing and health providers closer together, this illustrates the complexities that providers must navigate.
o IEUW/2-1-1 provided a HMIS/CES demo to health entities on June 29. Health entities report that there would be value for them to have read-only access to the system in order to better understand patient needs, create appropriate care plans and coordinate care with social service/housing entities.
o Housing services applicants requested health entities to provide in-kind value that can be used in HUD NOFA for 2017 Continuum of Care applications. IEHP calculated the in-kind value as $6,132/member/year.
o IEHP announced that they will fund the full local match for the HUD NOFA 2017 Supportive Housing Bonus for applicants willing to use the funds to provide services to IEHP Members who meet the chronic homeless definition and have a physical disability/chronic health condition other than behavioral health.
o IEHP announced that they are interested in creating a flexible housing fund to provide housing and housing support services to IEHP members who do not meet the HUD chronic homelessness definition, but who have unstable housing and clinical risk. IEHP will also create a program to move Members from skilled nursing facility (SNF) custodial care into the community. These people do not need to be in a SNF, but have no other place to live.
o Health Committee requested to know how many people in HMIS have co-occurring physical and behavioral health issues. Tom reports that there are 435 unique individuals serviced between January 1-June 30, 2017.

County of San Bernardino
Office of Homeless Services
303 E. Vanderbilt Way, First Floor • San Bernardino, CA 92415-0026
Phone: (909) 386-8297 • Fax: (909) 890-0868
Email: homelessrfp@hss.sbcounty.gov • Website: http://www.sbcounty.gov/sbchp

Recommendation to the ICH: Receive and file the Housing and Health Relationships "Spaghetti Diagram".

Interagency Council on Homelessness: Health Committee

Mapping the Homeless Network of Care

Notes on reading and interpreting the maps:

1. There are six maps that illustrate what the homeless network of care providers and associated entities looks like in our county.

2. Maps 1-5 show how partners are connected at each layer of the system in regards to their direct relationships and indirect relationships.

3. The comprehensive map groups like-partners to summarize the overall system in a more readable format.

4. The maps only illustrate what the network looks like; they do not illustrate how an individual moves through the system. The maps do illustrate how partners are related to one another and all the connections a person working at any of these organizations would need to know and understand to navigate on behalf of a homeless consumer.

5. One point of learning from mapping this network is that similar partners have similar-shaped networks. This means that there are potential processes that are similar and potential areas of improvement or clarity they have in common.

Bold Line = Direct working relationship

Purple = Health Plans
Orange= Outreach
Blue = Hospital System Partners
Green = Housing
Grey = Infrastructure Partners

San Bernardino County – Visualizing the Homeless System of Care
Comprehensive Homeless Network System (Direct Relationships Only)
Lines are drawn from partners perspective of who they work with when coordinating and responding to needs of a homeless consumer

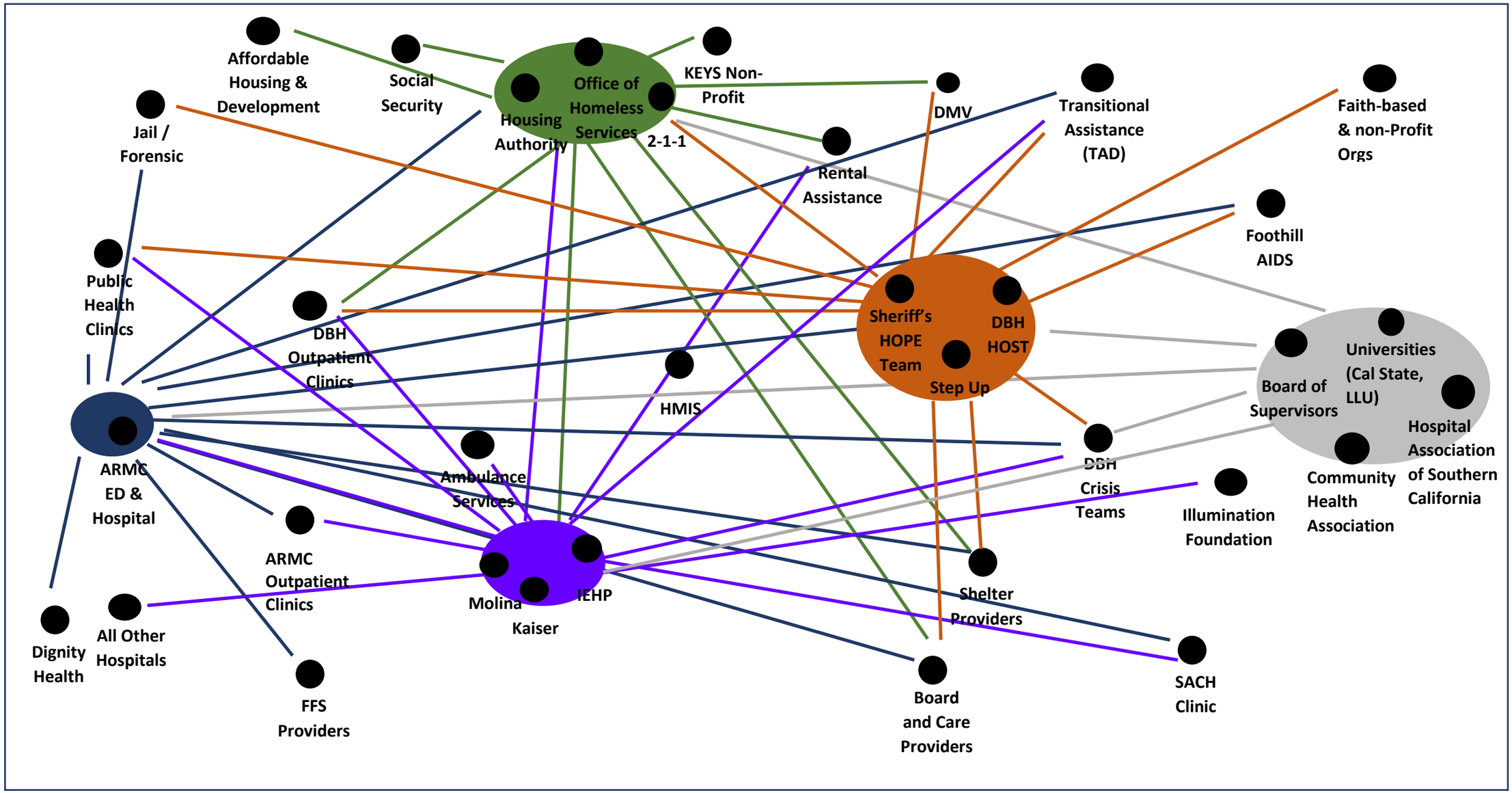

DRAFT-DBH: SER,MD - Jun2017

Bold Line = Direct working relationship
Dotted Line = Indirect, occasional
Large Triangle = Doorway to housing
Small = Doorway by referral

San Bernardino County – Visualizing the Homeless System of Care
Level 1: Outreach & Engagement Network- Doorways
Lines are drawn from partners perspective of who they work with when coordinating and responding to needs of a homeless consumer

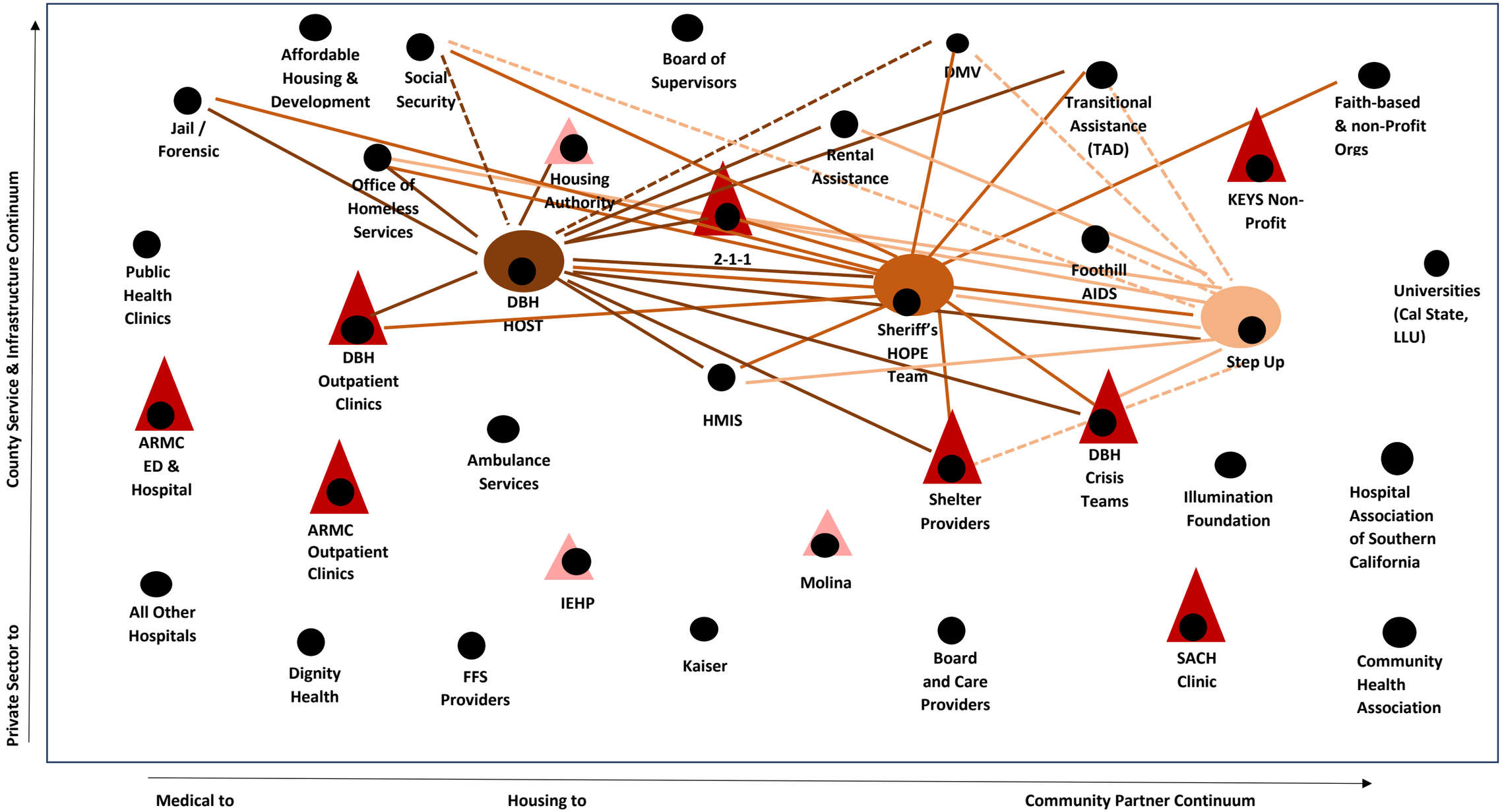

DRAFT-DBH: SER, MD - Jun2017

Bold Line = Direct working relationship
Dotted Line = Indirect, occasional

San Bernardino County – Visualizing the Homeless System of Care
Level 2: Acute Medical Continuum
Lines are drawn from partners perspective of who they work with when coordinating and responding to needs of a homeless consumer

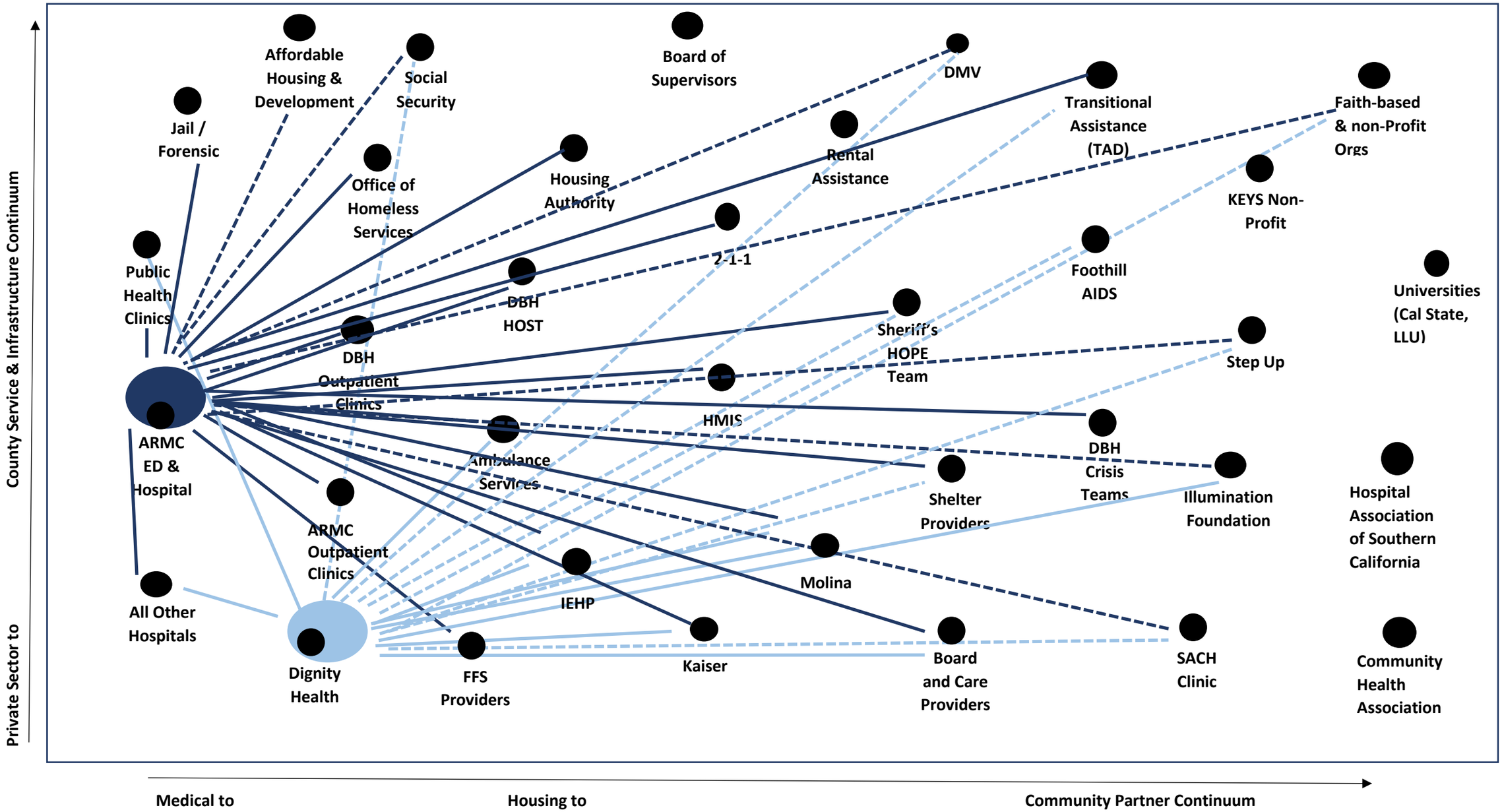

DRAFT-DBH: SER, MD - Jun2017

Bold Line = Direct working relationship
Dotted Line = Indirect, occasional

San Bernardino County – Visualizing the Homeless System of Care
Level 3: Housing Continuum
Lines are drawn from partners perspective of who they work with when coordinating and responding to needs of a homeless consumer

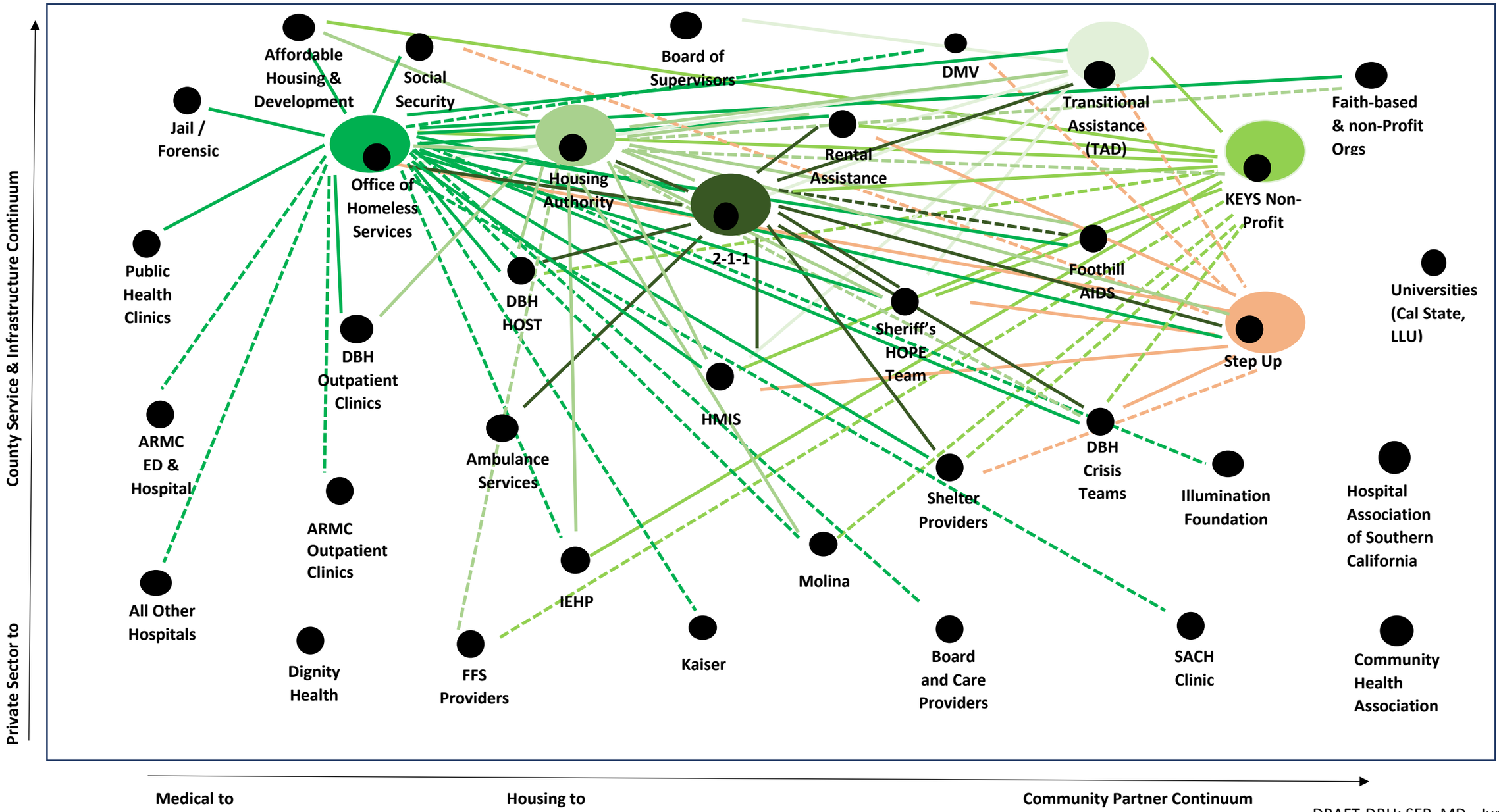

DRAFT-DBH: SER, MD - Jun2017

Bold Line = Direct working relationship
Dotted Line = Indirect, occasional

San Bernardino County – Visualizing the Homeless System of Care
Level 4: Health Plan Infrastructure
Lines are drawn from partners perspective of who they work with when coordinating and responding to needs of a homeless consumer

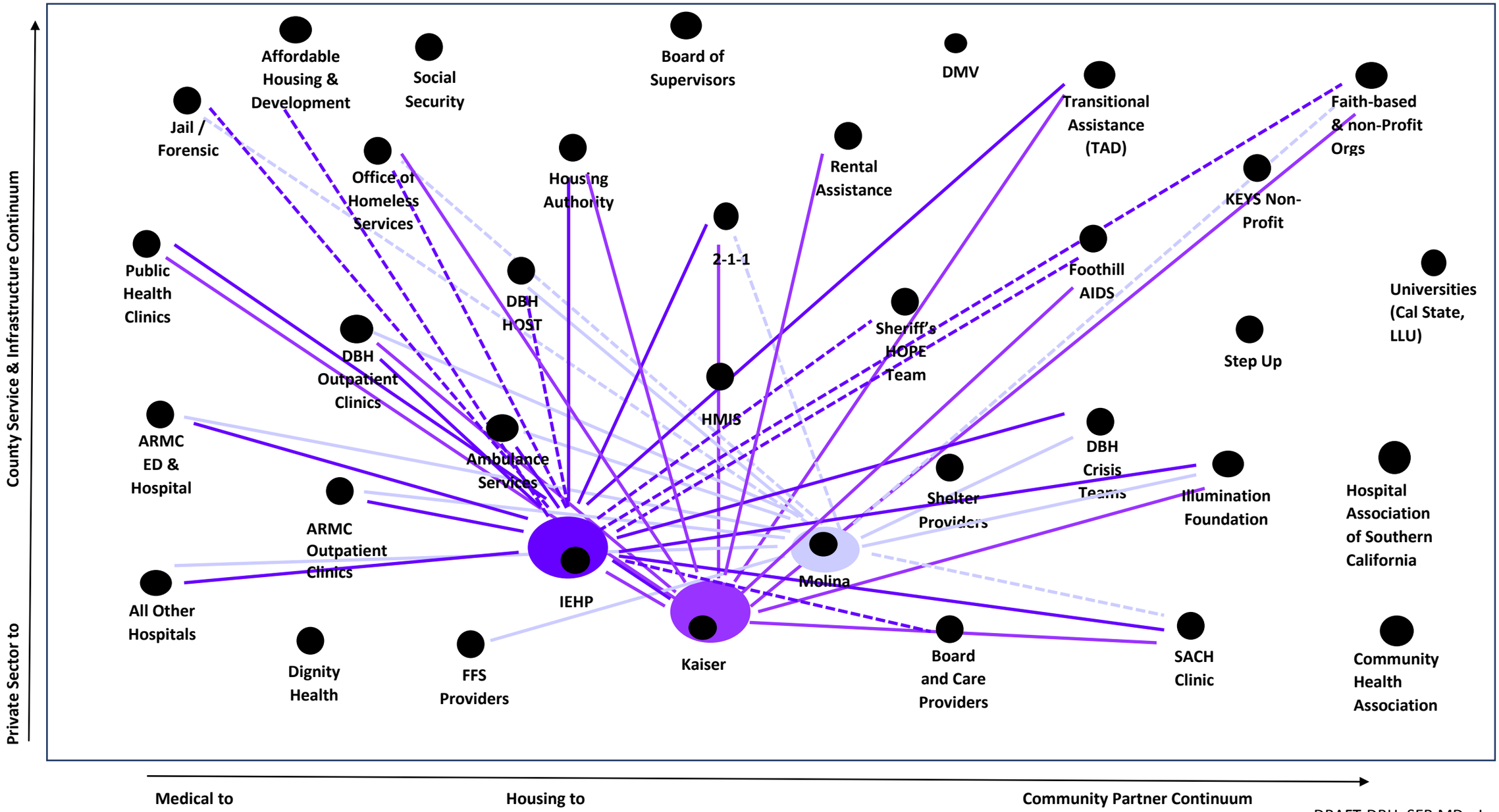

DRAFT-DBH: SER,MD - Jun2017

Bold Line = Direct working relationship
Dotted Line = Indirect, occasional

San Bernardino County – Visualizing the Homeless System of Care
Level 5: Infrastructure Partners in Support of Housing Initiatives
Lines are drawn from partners perspective of who they work with when coordinating and responding to needs of a homeless consumer

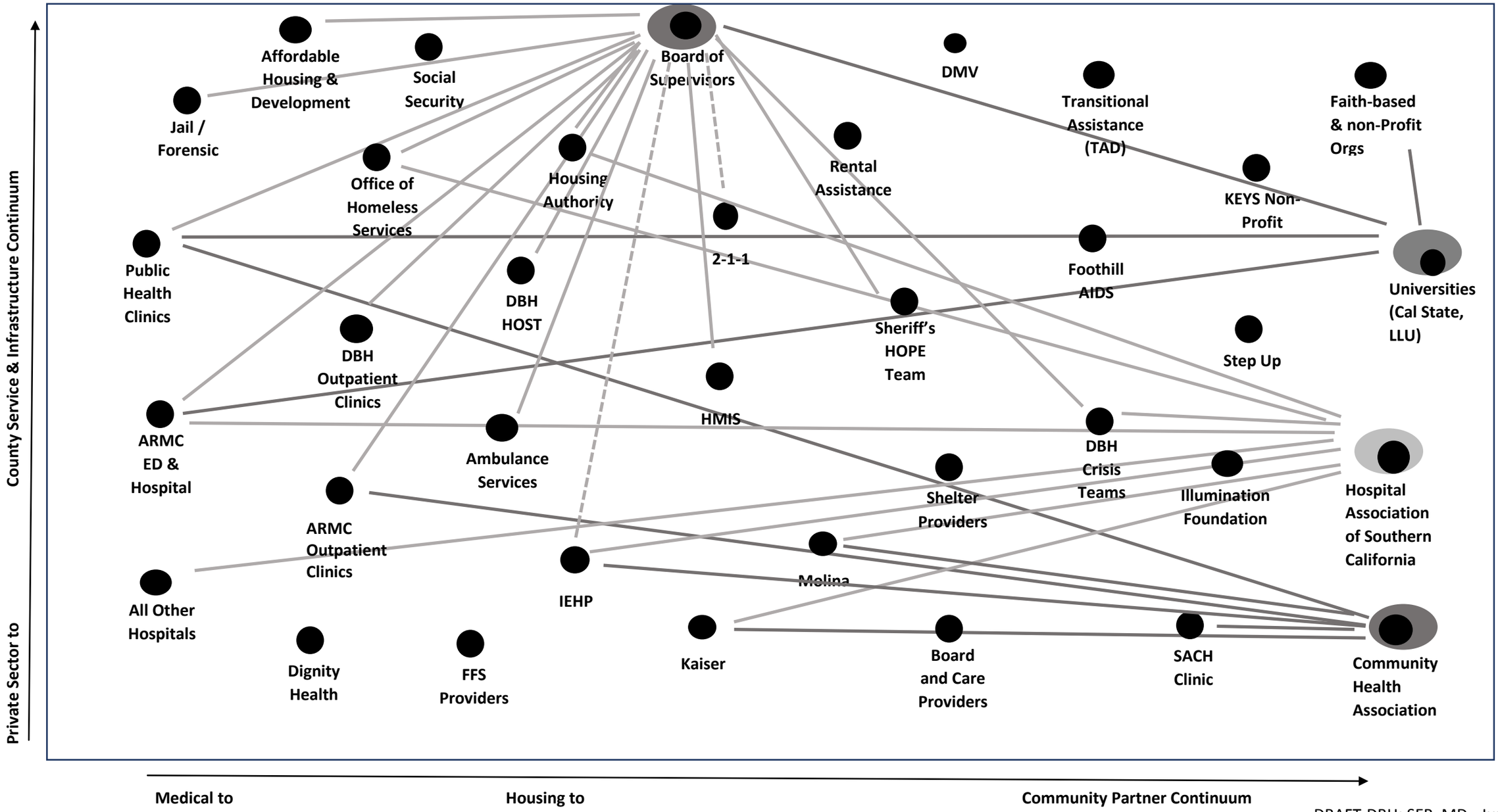

DRAFT-DBH: SER, MD - Jun2017

County of San Bernardino
Office of Homeless Services

303 E. Vanderbilt Way, First Floor • San Bernardino, CA 92415-0026
Phone: (909) 386-8297 • Fax: (909) 890-0868
Email: homelessrfp@hss.sbcounty.gov • Website: http://www.sbcounty.gov/sbchp

Legislative Report
Prepared for the Interagency Council On Homelessness

Date: August 23, 2017

Presenter: Chekesha Gilliam, Governmental and Legislative Affairs Analyst

Announcements: The Legislature returned from summer recess on August 21st. The Legislature will be in session for a short time until September 15th, at which point interim recess will begin until 2018. Bills are now in their final stages as they move through fiscal committee, respective floors, and, finally, to the Governor.

The report below includes active legislation related to housing and homelessness tracked through August 16, 2017. 2-year bills and those that have died, have been removed from this list.

AB 53 — **Steinorth R (Dist. 40)**

Location: ASSEMBLY APPR. SUSPENSE FILE

Personal income taxes: deduction: homeownership savings accounts. Would, upon appropriation of specified funds by the Legislature, for taxable years beginning on and after January 1, 2017, and before January 1, 2019, would allow a deduction, not to exceed specified amounts, of the amount a qualified taxpayer, as defined, contributed in any taxable year to a homeownership savings account and would exclude from gross income any income earned on the moneys contributed to a homeownership savings account. The bill would provide that a qualified taxpayer may withdraw amounts from a homeownership savings account to pay for qualified homeownership savings expenses, defined as expenses paid or incurred in connection with the purchase of a principal residence in this state.

Position: San Bernardino County Support

AB 56 — **Holden D (Dist. 41)**

Location: SENATE THIRD READING

California Infrastructure and Economic Development Bank: housing. Would revise the definition of the term "public development facilities" for purposes of the Bergeson-Peace Infrastructure and Economic Development Bank Act to mean real and personal property, structures, conveyances, equipment, thoroughfares, buildings, and supporting components thereof, excluding any housing, that are directly related to providing, among other things, housing-related infrastructure, which includes city streets; drainage, water supply, and flood control; environmental mitigation measures; power and communications; public transit improvement that directly supports transit-oriented housing; sewage collection and treatment; and water treatment and distribution.

AB 71 — **Chiu D (Dist. 17)**

Location: ASSEMBLY THIRD READING

Income taxes: credits: low-income housing: farmworker housing. Would, under the law governing the taxation of insurers, the Personal Income Tax Law, and the Corporation Tax Law, for calendar years beginning in 2018, would increase the aggregate housing credit dollar amount that may be allocated among low-income housing projects by an additional $300,000,000, as specified, and would allocate to farmworker housing projects $25,000,000 per year of that amount.

AB 72 **Santiago D (Dist. 53)**

Location: SENATE THIRD READING

Housing. Current law prescribes requirements for the preparation of the housing element, including a requirement that a planning agency submit a draft of the element or draft amendment to the element to the Department of Housing and Community Development prior to the adoption of the element or amendment to the element. Current law requires the department to review the draft and report its written findings, as specified. This bill would require the department to also review any action or failure to act by the city, county, or city and county that it determines is inconsistent with an adopted housing element or a specified provision and to issue written findings, as specified, whether the action or failure to act substantially complies with the housing element.

AB 73 **Chiu D (Dist. 17)**

Location: SENATE THIRD READING

Planning and zoning: housing sustainability districts. Would authorize a city, county, or city and county, including a charter city, charter county, or charter city and county, to establish by ordinance a housing sustainability district that meets specified requirements, including authorizing residential use within the district through the ministerial issuance of a permit. The bill would authorize the city, county, or city and county to apply to the Department of Housing and Community Development for approval for a zoning incentive payment and require the city, county, or city and county to provide specified information about the proposed housing sustainability district ordinance.

AB 74 **Chiu D (Dist. 17)**

Location: SENATE APPR. SUSPENSE FILE

Housing. Would require Department of Housing and Community Development to, on or before October 1, 2018, establish the Housing for a Healthy California Program and on or before April 1, 2019, and every year thereafter, subject to on appropriation by the Legislature, award grants on a competitive basis to eligible grant applicants based on guidelines that HCD would draft, as prescribed, and other requirements. The bill would provide that an applicant is eligible for a grant under the program if the applicant meets specified requirements. This bill contains other related provisions.

Position: San Bernardino County Support

AB 149 **Jones-Sawyer D (Dist. 59)**

Location: SENATE APPR.

Personal income taxes: Habitat for Humanity Voluntary Tax Contribution Fund. Would allow an individual to designate on his or her tax return that a specified amount in excess of his or her tax liability be transferred to the Habitat for Humanity Voluntary Tax Contribution Fund, which would be created by this bill. The bill would require the fund to meet an annual minimum contribution amount of $250,000, as specified.

AB 210 **Santiago D (Dist. 53)**

Location: SENATE APPR.

Homeless multidisciplinary personnel team. Current law authorizes counties to establish a child abuse multidisciplinary personnel team, as defined, to allow provider agencies to share confidential information in order to investigate reports of suspected child abuse or neglect or for the purpose of child welfare agencies making detention determinations, as specified. This bill would authorize counties to also establish a homeless adult, child, and family multidisciplinary personnel team, as defined, with the goal of facilitating the expedited identification, assessment, and linkage of homeless individuals to housing and supportive services within that county to allow provider agencies to share confidential information, as specified, for the purpose of coordinating housing and supportive services to ensure continuity of care.

Position: San Bernardino County Support

AB 232 **Ridley-Thomas D (Dist. 54)**

Location: ASSEMBLY APPR. SUSPENSE FILE

Department of Finance: homelessness relief. Current law creates the Department of Finance and provides that the department has general powers of supervision over all matters concerning the

financial and business policies of the state. This bill would enact the Homeless Relief Act of 2017. The bill would appropriate $500,000,000 from the General Fund to the Department of Finance for expenditure for the purpose of relieving homelessness in this state, to be allocated to local continuums of care based on a formula developed by the Department of Housing and Community Development.

AB 236 **Maienschein R (Dist. 77)**

Location: SENATE APPR. SUSPENSE FILE

CalWORKs: housing assistance. As part of the CalWORKs program, a homeless family that has used all available liquid resources in excess of $100 is eligible for homeless assistance benefits to pay the costs of temporary shelter if the family is eligible for aid under the CalWORKs program. This bill would also provide that homeless assistance is available to homeless families that would be eligible for aid under the CalWORKs program but for the fact that the only child or children in the family are in out-of-home placement pursuant to an order of the dependency court, if the family is receiving reunification services and the county determines that homeless assistance is necessary for reunification to occur.
Position: San Bernardino County Support

AB 346 **Daly D (Dist. 69)**

Location: ASSEMBLY CHAPTERED

Redevelopment: housing successor: Low and Moderate Income Housing Asset Fund. Current law requires the housing successor to expend funds received from the successor agency to meet its enforceable obligations, and for specified administrative and monitoring costs relating to ensuring the long-term affordability of units subject to affordability restrictions. The housing successor may then expend a specified amount per fiscal year for homeless prevention and rapid rehousing services, including specified types of services described in that provision, and must use all funds remaining thereafter for the development of affordable housing, as specified. This bill would expand the specified types of services included within permissible homeless prevention and rapid rehousing services to include contributions toward the construction of local or regional homeless shelters.

AB 571 **Garcia, Eduardo D (Dist. 56)**

Location: SENATE THIRD READING

Farmworker housing: income taxes: insurance tax: credits: low-income housing: migrant farm labor centers. Would, under the law governing the taxation of insurers, the Personal Income Tax Law, and the Corporation Tax Law, modify the definition of applicable percentage relating to qualified low-income buildings that are farmworker housing projects, as provided. The bill would authorize the California Tax Credit Allocation Committee to allocate the farmworker housing credit even if the taxpayer receives federal credits for buildings located in designated difficult development areas or qualified census tracts. The bill would also redefine farmworker housing to mean housing in which at least 50% of the units are available to, and occupied by, farmworkers and their households. The bill would make the aforementioned provisions operative on January 1, 2018.

AB 678 **Bocanegra D (Dist. 39)**

Location: SENATE THIRD READING

Housing Accountability Act. The Housing Accountability Act, among other things, prohibits a local agency from disapproving, or conditioning approval in a manner than renders infeasible, a housing development project for very low, low-, or moderate-income households or an emergency shelter unless the local agency makes specified written findings based upon substantial evidence in the record. This bill would require the findings of the local agency to instead be based on a preponderance of the evidence in the record.

AB 727 **Nazarian D (Dist. 46)**

Location: SENATE THIRD READING

Mental Health Services Act: housing assistance. Current law specifies the manner in which counties are to use the funds distributed from the Mental Health Services Fund, including using the majority of the funds for services provided by county mental health programs. Current law specifies a target population for these programs, including seriously emotionally disturbed children or adolescents and adults or older adults who have a serious mental disorder. This bill would clarify that counties may spend MHSA moneys on housing assistance, as defined, for people in the target population.

AB 824 **Lackey R (Dist. 36)**

Location: ASSEMBLY APPR. SUSPENSE FILE

Transitional Housing for Homeless Youth Grant Program. Would establish the Transitional Housing for Homeless Youth Grant Program to be administered by the Office of Emergency Services to award grants to qualified nonprofit entities to provide transitional living services, such as long-term residential services, access to resources, and counseling services, to homeless youth ages 18 to 24 years of age, inclusive, for a period of up to 36 months. The bill would require the office, in consultation with specified stakeholders, to establish minimum standards and procedures for awarding the grant moneys.

AB 863 **Cervantes D (Dist. 60)**

Location: SENATE APPR.

Affordable Housing and Sustainable Communities Program. Current law continuously appropriates specified portions of the annual proceeds in the Greenhouse Gas Reduction Fund to various programs, including 20% for the Affordable Housing and Sustainable Communities Program administered by the Strategic Growth Council. Current law provides for that program to fund projects that implement land use, housing, transportation, and agricultural land preservation practices to support infill and compact development and that support other related and coordinated public policy objectives. This bill would provide that a project receiving funding pursuant to the program shall be encouraged, among other things, to employ local entrepreneurs and workers utilizing appropriate workforce training programs. The bill would make related revisions to the policy objectives for the program.

AB 879 **Grayson D (Dist. 14)**

Location: SENATE THIRD READING

Planning and zoning: housing element. The Planning and Zoning Law requires, after the legislative body of the city or county has adopted all or part of a general plan, the planning agency to investigate and make recommendations to the legislative body of the city or county regarding reasonable and practical means to implement the general plan or element and to provide by April 1 of each year an annual report to the legislative body, the Office of Planning and Research, and the Department of Housing and Community Development that includes specified information pertaining to the implementation of the general plan. Current law excludes a charter city from these requirements. This bill would require that this report additionally include the number of housing development applications received in the prior year, units included in all development applications in the prior year, units approved and disapproved in the prior year, and a listing of sites rezoned to accommodate that portion of the city's or county's share of the regional housing need for each income level that could not be accommodated on specified sites.

AB 932 **Ting D (Dist. 19)**

Location: SENATE APPR.

Shelter crisis: homeless shelters and permanent supportive housing. Current law, upon a declaration of a shelter crisis by the City of San Jose, authorizes emergency housing to include an emergency bridge housing community for the homeless in that city. This bill, until January 1, 2021, upon a declaration of a shelter crisis by the City of Emeryville, Los Angeles, Oakland, or San Diego or the City and County of San Francisco, would authorize emergency housing to include homeless shelters and permanent supportive housing in the City of Emeryville, Los Angeles, Oakland, or San Diego or the City and County of San Francisco, respectively.

AB 1086 **Daly D (Dist. 69)**

Location: ASSEMBLY CONCURRENCE

Housing: regional housing needs. The Planning and Zoning Law requires the housing element, in turn, to include, among other things, an assessment of housing needs and an inventory of resources and constraints relevant to the meeting of those needs. That law further requires the Department of Housing and Community Development, for the 4th and subsequent revisions of the housing element, to determine the existing and projected need for housing for each region, based upon population projections produced by the Department of Finance and regional population forecasts used in preparing regional transportation plans, in consultation with each council of governments. Current law includes a

declaration of legislative intent regarding the allocation of regional housing need. This bill would make additional findings regarding the relationship between the shortage of housing and the state's environmental policies.

AB 1137 **Maienschein R (Dist. 77)**

Location: SENATE APPR.

Housing developments: pet permissibility. Would require the Department of Housing and Community Development to require each housing development, as defined, that is financed on or after January 1, 2018, pursuant to various provisions of existing law, to authorize a resident of the housing development to own or otherwise maintain one or more common household pets, as defined, within the resident's dwelling unit, subject to applicable state laws, a pet-friendly housing regulation adopted by the department, and local government ordinances related to public health, animal control, and animal anticruelty.

AB 1193 **Gloria D (Dist. 78)**

Location: SENATE APPR.

Property tax: welfare exemption: low-income housing. Would, in the case of an owner of property that is eligible for the specified described federal low-income housing tax credit, would provide that a unit would continue to be treated as occupied by a lower income household if the occupants were lower income households on the lien date in the fiscal year in which use of the unit commenced and the unit continues to be rent restricted, notwithstanding an increase in the income of the occupants of the unit to 140% of area median income, but that the unit would cease to be treated as a lower income unit if the income of the occupants of the unit increases above 140% of area median income. The bill would provide that its provisions would be operative only from the 2018–19 fiscal year through the 2027–28 fiscal year.

AB 1397 **Low D (Dist. 28)**

Location: SENATE THIRD READING

Local planning: housing element: inventory of land for residential development. The Planning and Zoning Law requires each city, county, and city and county to prepare and adopt a general plan that contains certain mandatory elements, including a housing element. Current law requires the housing element to contain, among other things, an inventory of land suitable for residential development, including vacant sites and sites having the potential for redevelopment. This bill would require the inventory of land to be available for residential development in addition to being suitable for residential development and to include vacant sites and sites that have realistic and demonstrated potential for redevelopment during the planning period to meet the locality's housing need for a designated income level.

AB 1521 **Bloom D (Dist. 50)**

Location: SENATE THIRD READING

Land use: notice of proposed change: assisted housing developments. Would require the owner of an assisted housing development that is within 3 years of a scheduled expiration of rental restrictions to also provide notice of the scheduled expiration of rental restrictions to any prospective tenant at the time he or she is interviewed for eligibility, and to existing tenants by posting the notice, as specified. The bill would additionally specify that injunctive relief may include, but is not limited to, the reimposition of prior restrictions, as specified, and restitution of rent increases that were collected improperly.

AB 1598 **Mullin D (Dist. 22)**

Location: SENATE APPR.

Affordable housing authorities. Would authorize a city, county, or city and county to adopt a resolution creating an affordable housing authority with power limited to providing low- and moderate-income housing and affordable workforce housing, as defined, funded through a low- and moderate-income housing fund, as specified. The bill would prohibit certain local government entities form participating in the authority. The bill would authorize an authority created pursuant to those provisions to have boundaries that are identical to the boundaries of the city, county, or city and county that created the authority.

AB 1637 **Gloria D (Dist. 78)**

Location: SENATE CONSENT CALENDAR

Local housing authority: middle-income housing projects. The Housing Authorities Law authorizes a housing authority of a city or county to, among other things, prepare, carry out, acquire, lease, and operate housing projects and housing developments for persons of low income, as provided. That law grants powers to an authority relating to, among other things, the issuance of bonds. This bill would make findings and declarations relating to affordable housing. The bill would authorize an authority to develop and finance a middle-income housing project, as defined, if the project receives gap financing, as defined. The bill would prohibit financial or other assistance from any public or private source, as specified, from being used to provide gap financing to units that will be occupied at market-rate rents.

AB 1670 **Gomez D (Dist. 51)**

Location: ASSEMBLY REV. & TAX

Income taxes: credits: qualified developer: affordable housing. The Personal Income Tax Law and the Corporation Tax Law allow various credits against the taxes imposed by those laws. This bill would allow a credit against those taxes for each taxable year beginning on or after January 1, 2017, and before January 1, 2022, in an amount equal to 50% of the amount paid or incurred by a taxpayer to a qualified developer during the taxable year for the development of a qualified project, as defined, not to exceed $250,000.

AB 1714 **Committee on Housing and Community Development**

Location: SENATE APPR.

Income taxes: credits: low-income housing: farmworker housing: building standards: housing and home finance. Would, under the law governing the taxation of insurers, the Personal Income Tax Law, and the Corporation Tax Law, modify specified criteria necessary for an existing property to qualify as being “at risk of conversion” by expanding the eligible government assistance programs to include an additional federal program and also receiving state loans or grants through programs administered by the Department of Housing and Community Development.

ACA 11 **Caballero D (Dist. 30)**

Location: ASSEMBLY H. & C.D.

California Middle Class Affordable Housing and Homeless Shelter: funding. Would create the California Middle Class Affordable Housing and Homeless Shelter Account in the General Fund for the support of local and state programs that assist in the development or acquisition of housing, as specified. The measure would impose a tax upon all retailers at the rate of 0.25% of the gross receipts of any retailer from the sale of all tangible personal property sold at retail in this state on and after January 1, 2019.

SB 2 **Atkins D (Dist. 39)**

Location: ASSEMBLY RLS.

Building Homes and Jobs Act. Would enact the Building Homes and Jobs Act. The bill would make legislative findings and declarations relating to the need for establishing permanent, ongoing sources of funding dedicated to affordable housing development. The bill would impose a fee, except as provided, of $75 to be paid at the time of the recording of every real estate instrument, paper, or notice required or permitted by law to be recorded, per each single transaction per single parcel of real property, not to exceed $225.

SB 3 **Beall D (Dist. 15)**

Location: ASSEMBLY RLS.

Affordable Housing Bond Act of 2018. Would enact the Affordable Housing Bond Act of 2018, which, if adopted, would authorize the issuance of bonds in the amount of $3,000,000,000 pursuant to the State General Obligation Bond Law. Proceeds from the sale of these bonds would be used to finance various existing housing programs, as well as infill infrastructure financing and affordable housing matching grant programs, as provided.

SB 35 **Wiener D (Dist. 11)**

Location: ASSEMBLY RLS.

Planning and zoning: affordable housing: streamlined approval process. The Planning and Zoning Law requires a planning agency, after a legislative body has adopted all or part of a general plan, to provide an annual report to the legislative body, the Office of Planning and Research, and the Department of Housing and Community Development on the status of the general plan and progress in meeting the community's share of regional housing needs. Current law requires the housing element portion of the annual report to be prepared through the use of forms and definitions adopted by the department pursuant to the Administrative Procedure Act. This bill would require the housing element portion of the annual report to be prepared through the use of standards, forms, and definitions adopted by the department.

SB 62 **Jackson D (Dist. 19)**

Location: ASSEMBLY APPR.

Affordable Senior Housing Act of 2017. Would enact the Affordable Senior Housing Act of 2017, which would establish the Affordable Senior Housing Program within the jurisdiction of the Department of Housing and Community Development. The bill would declare that the purpose of this program is to guide and serve as a catalyst for the development of affordable senior housing and supportive care campuses within this state and would require the director of the department to undertake various actions in implementing this program, including establishing and implementing a process for identifying and convening public and private stakeholders, assisting program participants in identifying suitable locations and potential sources of public and private funding for the development of affordable senior housing.

SB 136 **Leyva D (Dist. 20)**

Location: ASSEMBLY THIRD READING

Mobilehome parks: mobilehome park program funding. Would authorize the Department of Housing and Community Development to contract directly with nonprofit corporations that have significant experience working with mobilehome park residents, or acquiring, rehabilitating, and preserving affordable housing, and have statewide or regional capacity to deliver technical assistance to mobilehome park residents or community-based nonprofit corporations in order to assist them in acquiring, financing, operating, and improving mobilehome parks occupied by low- and moderate-income households. The bill would authorize moneys in the fund to be used for grants to provide these services.

SB 167 **Skinner D (Dist. 9)**

Location: ASSEMBLY RLS.

Housing Accountability Act. The Housing Accountability Act, among other things, prohibits a local agency from disapproving, or conditioning approval in a manner than renders infeasible, a housing development project for very low, low-, or moderate-income households or an emergency shelter unless the local agency makes specified written findings based upon substantial evidence in the record. This bill would require the findings of the local agency to instead be based on a preponderance of the evidence in the record.

SB 307 **Nguyen R (Dist. 34)**

Location: ASSEMBLY APPR. SUSPENSE FILE

Postsecondary education: task force: study of student housing insecurity and homelessness. Would request the University of California to convene a task force, consisting of 3 representatives of the University of California selected by the University of California, 3 representatives of the California State University selected by the California State University, and 3 representatives of the California Community Colleges selected by the California Community Colleges. The bill would require one of the representatives selected by each segment to be a student who is currently enrolled at a campus of that segment.

SB 540 **Roth D (Dist. 31)**

Location: ASSEMBLY RLS.

Workforce Housing Opportunity Zone. Would authorize a local government, as defined, to establish a Workforce Housing Opportunity Zone by preparing an EIR pursuant to CEQA and adopting a specific plan that is required to include text and a diagram or diagrams containing specified information. The bill would require a local government that proposes to adopt a Workforce Housing Opportunity Zone to hold public hearings on the specific plan. The bill would authorize a local government, after a specific plan is adopted and the zone is formed, to impose a specific plan fee upon all persons seeking governmental approvals within the zone.

SB 542 **Leyva D (Dist. 20)**

Location: ASSEMBLY APPR.

Manufactured Housing Act of 1980: notice of transfer and release of liability. Current law prohibits transfer of title of a registered manufactured home, mobilehome, commercial coach, truck camper, or floating home until the transferor has properly endorsed and delivered the certificate of title and delivery of the registration card to the transferee. This bill would prohibit an owner, as defined, from being liable for taxes and fees specified in the Manufactured Housing Act of 1980 that accrue after the compliance date if the owner properly endorses and delivers the certificate of title to the transferee and delivers or mails to the Department of Housing and Community Development the completed notice of sale or transfer form developed by the department.

SB 612 **Mitchell D (Dist. 30)**

Location: ASSEMBLY APPR.

Foster care: transitional housing. Would revise and recast specified described provisions, by among other things, redefining “transitional housing placement provider” to mean an organization licensed by the department to provide transitional housing to foster children at least 16 years of age to promote their transition to adulthood. The bill would authorize transitional housing placement providers to operate either a “Transitional Housing Placement program for minor foster children,” a program serving foster children at least 16 years of age and not more than 18 years of age, or a “Transitional Housing Placement program for nonminor dependents,” a program serving nonminor dependents at least 18 years of age and not more than 21 years of age.

Total Measures: 38

ICH REPORT

DATE: May - August 2017 PHONE: (909) 387-4565

PRESENTED BY: KENT PAXTON

Homeless Policy Advisor, Fifth District

SUBJECT: ICH Related Board Items

---

http://cob-sire.sbcounty.gov/sirepub/

Board Agenda Items

04/18/2017

63. Housing Authority: This item is a **PROGRAM TRANSFER AGREEMENT WITH THE HOUSING AUTHORITY OF THE CITY OF UPLAND** adopting a resolution approving the Program transfer Agreement between the Housing Authority of the County of San Bernardino and the Housing Authority of the City of Upland.

Background: On August 23, 2016 (Item 95) of the Board of Governors approved a resolution authorizing HACSB to accept through voluntary transfer the administration and funding of the Housing Choice Voucher Program and Public Housing Program from the Housing Authority City of Upland, subject to a resolution of outstanding UHA liability issues to the satisfaction of HACSB prior to the divestment effective date, and approval by HUD. The application for voluntary transfer was submitted to HUD on September 1, 2016, and is awaiting approval pending completion and submission of an agreement that memorializes the terms and conditions of the transfer of the aforementioned programs as agreed upon by HACSB and UHA.

The Program Transfer Agreement specifies that HACSB will accept from UHA on the effective date of the voluntary transfer all right, title, and interest in the UHA Housing Choice Voucher Program and the Public Housing Program, including all assets held by UHA on the date of the voluntary transfer. The Program Transfer Agreement further specifies that HACSB will assume from UHA responsibility for only the following liabilities:

1. Continued employment of current fulltime UHA employees (currently three) in good standing who wish to continue fulltime employment with HACSB on the UHA programs.

2. Financial maintenance of UHA's retirement program, including pension and other post-employment benefits for existing and future retirees under the UHA retirement program.
3. Continuation of the UHA preference for residents of the City of Upland in the site-based waiting list for Los Olivos, subject to continued HUD approval of such preference.

HACSB will not assume responsibility for any UHA liability not specified above that accrued before the date of the voluntary transfer.

Financial Impact: UHA has total assets valued at $2.25 million and total liabilities of $1.72 million as reported in the most current UHA unaudited financials dated January 31, 2017. HACSB has been managing the finances of the UHA since 2015 and has full knowledge of the agency's budget and funding position.

Presenter: Maria Razo, Executive Director

82. Community Development and Housing: This item is the **2017-18 HUD ACTION PLAN FOR THE CDBG, HOME INVESTMENT PARTNERSHIP ACT, AND ESG PROGRAMS** conducting a public hearing on the proposed 2017-18 HUD Annual Action Plan for the County's application of $9,777,630, including a list of recommended projects that best meet the identified community development needs under the three grants.

Background: The proposed HUD Annual Action Plan covers the third year installment of the HUD approved 2015-2020 HUD Consolidated plan. The 2015-2020 was approved by the Board of Supervisors on May 5, 2015.

The CDBG funds, an estimated $4,482,053 will be available to be spent in the CDBG Consortium Cities of: Adelanto, Barstow, Big Bear Lake, Grand Terrace, Highland, Loma Linda, Montclair, Needles, Redlands, 29 Palms, Yucaipa, Town of Yucca Valley, and Unincorporated County areas.

The $555,531 in estimated ESG funds will be spent for homeless prevention, emergency shelter, and rapid re-housing services provided by qualified service providers in the CDBG County Consortium cities.

Financial Impact: The estimated HUD allocation is $9,777,630. The estimated program income to be generated during the 2017-18 year is expected to be approximately $250,000 and will not be available for programming until a later date. The allocations are:

- CDBG - $6,184,450
- HOME Funds - $3,037,649
- ESG Funds - $555,531

Of the $6,184,450 in CDBG funds, a total of $1,862,422 is allocated to County Capital Improvement Projects.

Presenter: Gary Hallen, Director

05/02/2017

23. Community Development and Housing: This item is the **FINAL 2017-18 HUD ANNUAL ACTION PLAN FOR COMMUNITY DEVELOPMENT BLOCK GRANT FUNDS, HOME INVESTMENT PARTNERSHIP ACT, AND EMERGENCY SOLUTIONS GRANT PROGRAMS.**

*See Item #82 from 04/18/2017 for details.

16. Behavioral Health: This is an **AMENDMENT TO A NON-FINANCIAL MEMORANDUM OF UNDERSTANDING WITH THE HOUSING AUTHORITY OF THE COUNTY OF SAN BERNARTDINO FOR THE VETERANS HOUSING PROGRAM** approving Amendment No. 1 effective July 1, 2017 to M.O.U. No. 16-164 extending it to three years from April 19, 2016 through June 30, 2020.

Background: The M.O.U. amendment will allow the HACSB to continue working with DBH and other Veteran's service agencies to identify eligible households to access up to 60 subsidized permanent supportive housing units. In turn, DBH will continue to provide intensive case management services and referrals for Behavioral Health services to support long-term stability of the households for an average of six months.

*See HACSB separate companion Item #69 for the Board of Supervisors acting as the Board of Governors for approval of this amendment to the M.O.U.

Financial Impact: DBH provides intensive case management services in exchange for housing subsidies from the Housing Authority Veteran's Housing Program.

Presenter: Veronica Kelley, Director

13. Behavioral Health: This item is an **AMENDMENT TO A NON-FINANCIAL MEMORANDUM OF UNDERSTANDING WITH THE HOUSING AUTHORITY OF THE COUNTY OF SAN BERNARDINO FOR THE NO CHILD LEFT UNSHELTERED PROGRAM** extending the term three years, from April 7, 2015 through June 30, 2020.
Background: The HACSB No Child Left Unsheltered Program is an initiative with the goal of insuring that there are no children living on the streets in the County of San Bernardino. Through the M.O.U., HACSB works with DBH to identify eligible families making available up to 50 subsidized permanent supportive housing units. In turn, DBH provides intensive case management services as well as referrals for Behavioral Health services to support the long-term stability of families.

*See HACSB separate companion Item #70 to the Board of Supervisors.

Financial Impact: DBH provides intensive case management services in exchange for housing subsidies for the HACSB No Child Left Unsheltered Program.

Presenter: Veronica Kelley, Director

05/23/2017

53, Community Development and Housing: This item is an **AMENDMENT TO THE CONTRACT WITH THE INSTITUTE FOR URBAN INITIATIVES FOR HOMELESS CONSULTING SERVICES** expanding services to include the completion of a Gaps and Capacity Analysis, increasing the total contract amount by $44,750 from $363,600 to $408,350, with no change to the contract period of July 12, 2016 through June 30, 2019.

Background: Urban Initiatives provides comprehensive consulting services to support the County of San Bernardino's effort to end homelessness. Urban Initiatives began providing technical assistance regarding HUD's competitive grant process in 2009, as part of the ongoing efforts to end homelessness. It is recommended that the agreement with Urban Initiatives be expanded to include the following additional services:

- Conduct a gaps and capacity analysis to determine the effectiveness of the County of San Bernardino CoC Homeless Assistance Program referral system to identify additional housing resources to fill critical service gaps; and, establish the current capacity of the CoC to reach the goal of ending homelessness.
- Assist in the organizational planning and development of the Coordinated Entry System.
- Expansion of consulting hours for enhanced services to develop and implement a strategy to end chronic homelessness in the CoC region, targeting communities and sub-populations through the annual PITC and CES outreach services.

Financial Impact: The total increase of $44,750 will be funded through the HUD Planning Project Funds.

Presenter: Dena Fuentes, Deputy Executive Officer – OHS

40. Behavioral Health: This item is a **CONTRACT WITH VALLEY STAR BEHAVIORAL HEALTH, INC., FOR TAY CRISIS RESIDENTIAL TREATMENT PROGRAM SERVICES** in the amount of $12,500,000 for the period of July 1, 2017 through June 30, 2022.

Background: TAY CRT provides crisis intervention services for TAY individuals (ages 18-25) in a CRT 24-bed facility located in San Bernardino since March 2013. Services will include assessments, treatment plan development, crisis intervention, medication support services, and individual and group therapy. DBH anticipates Valley Star will provide TAY CRT program services to approximately 158 individuals annually, at an estimated cost of $15,822 per person. Services are voluntary and available 24 hours per day, 7 days a week. The average length of stay can be up to 30 days, with two 30-day extensions, if deemed necessary.

Financial Impact: The $2,500,000 annual cost is funded by Medi-CAL Federal Financial Participation, 2011 Re-Alignment, and MHSA funding.

Presenter: Veronica Kelley, Director

36. Behavioral Health: This item is a **STANDARD AGREEMENT TEMPLATE FOR EMERGENCY SHELTER SERVICES** not to exceed $8,577,685 for a period of July 1, 2017 through June 30, 2022. Annual cost is $1,715,537 funded out of 2011 Public Safety realignment and MHSA funding.

Background: Emergency Shelter services are provided by DBH contract agencies for County residents in need of temporary residence while participating in comprehensive mental health and substance use disorder treatment as they work towards recovery and permanent housing. The recommended standard agreement template for the provision of emergency services allows DBH to maintain a pool of qualified agencies in order to provide these critical services. DBH anticipates that countywide emergency shelter services will be provided to consumer receiving behavioral health services through the Adult Forensic, Adult and Older Adult System of Care programs, Corrections to a Safer Community, Homeless Support Team programs, and TAY program, at a cost of $44 per day.

DBH anticipates a pool of 20 qualified shelter providers at the beginning of 2017-18, with more shelter providers to be added.

Presenter: Veronica Kelley, Director

34. Behavioral Health: This item is a **CONTRACT WITH RED CARNATION HOMES, LLC. FOR EMERGENCY SHELTER SERVICES** in the amount of $3,735,000 for DBH clients referred through the Homeless Intensive Case Management and Outreach Services for a contract period of July 1, 2017 through June 20, 2022. Red Carnation serves 250 clients annually at a total cost of $2,988 per client.
Background: Red Carnation has two facilities serving 25 clients each, for a total of 50 clients at any given time. Red Carnation will serve 250 clients annually at an average cost of $44 per client, for a total average cost of $2,988 per client.

Financial Impact: The $747,000 annual cost for emergency shelter services is funded through MHSA and Substance Abuse and Mental Health Services Administration funding.

133. Transitional Assistance; This item is a **CONTRACT AMENDMENT WITH THE HOUSING AUTHORITY FOR HOUSING SUPPORT PROGRAM SERVICES** extending the contract one additional year, increasing the total amount by $2,300,000 from $5,335,012 to $7,635,012 for a contract period of January 1, 2015 through June 30, 2018.

Background: SB 855 (2014) established the Cal-WORKS Housing Support Program to promote housing stability for families in the Cal-WORKS program. The increase will provide for an additional 15 families and allow up to 85 existing families with greater barriers to receive services for a longer period in order to promote family stabilization based on an average cost of $6,216 per family. Approximately 370 households will be served with the existing allocation.

*A related accompanying Housing Authority Item #140 is on the agenda.

Financial Impact: The $2,300,000 increase is funded through 53% federal and 47% State Cal-WORKS funds.

Presenter: Gilbert Ramos, Director

141. Housing Authority: This is an **AMENDMENT TO THE CONTRACT WITH KNOWLEDGE AND EDUCATION FOR YOUR SUCCESS FOR HOUSING NAVIGATOR SERVICES** increasing the total dollar amount by $2.3 million from $5,146,012 for a total contract amount not to exceed $7,446,012 for a period of January 1, 2015 through June 30, 2018.

Background: Rapid Re-Housing Services provided by KEYS through the HSP program offer time limited, individualized rental assistance at a level that enables the family to maintain housing while they seek to increase income, learn to manage a household budget, re-locate to less expensive housing, and/or reduce expenses to sustain their housing. KEYS will continue to work with families and landlords to provide RRH services and rental assistance. Since January 2015, 828 families including 1,930 children have been placed in permanent housing as a result of the program.

Presenter: Maria Razo, Director

06/13/2017

38. Community Development and Housing: This item is a **GRANT AWARD FROM THE UNITED STATES DEPARTMENT OF HOUSING AND URBAN DEVELOPMENT FOR THE CONTINUUM OF CARE HOMELESS ASSISTANCE PLANNING PROJECT** in the amount of $336,602 for a one year period pending approval from HUD. An in-kind match of 25% or $84,151 is required which is included in the Office of Homeless Services budget.

Background: Community Development and Housing's Office of Homeless Services serves as administrative agent on behalf of the County of San Bernardino Continuum of Care, which includes the submission of the annual HUD CoC program collaboration budget. The four key areas for the use of the funds are to: 1) increase and expand the evaluation outcomes of the CoC and ESG programs, including collaborative efforts and alignment of services to identify outreach strategies and improve services, 2) engage local municipalities to participate and assume ownership of the annual Point-in-Time Count, 3) integrate the CoC and other homeless funded programs into the consolidated planning process of the local municipal agencies to enhance the regular coordination of services, and 4) further the development of the CoC system that will end homelessness among Veterans, youth, families, and the chronically homeless.

Presenter: Dena Fuentes, Deputy executive Officer - OHS

32. Department of Behavioral Health: This item is a **GRANT APPLICATION TO THE CALIFORNIA DEPARTMENT OF HEALTH CARE SERVICES FOR THE FEDERAL MCKINNEY PROJECTS FOR ASSISTANCE IN TRANSITIONING FROM HOMELESSNESS PROGRAM 2017-18** in the amount of $504,832 for services to the seriously mentally ill, and individuals with co-occurring disorders with serious mental illness, and substance use disorders, at risk of homelessness for a period of July 1, 2017 through June 30, 2018. There is a $1 match for every $3 of the PATH grant; the $168,277 match will come from MHSA funds. The total cost of the program with PATH grant funds and the match is $673,109.

Background: PATH is a formula grant process which provides funding for the provision of services to individuals who are suffering from serious mental illness, a co-occurring disorder with serious mental illness and substance use disorder, and who are homeless or at-risk of homelessness. DBH will use the PATH program funding to provide outreach, planning and coordination to housing situations, access to behavioral health services including medication

support, job training, educational services, and case management to an estimated 225 unduplicated clients, at an annual cost of $2,992 per individual.

Presenter: Veronica Kelley, Director

81. Real Estate Services and Behavioral Health: This item is a **REVENUE LEASE AGREEMENT WITH VALLEY STAR BEHAVIORAL HEALTH, INC., FOR OFFICE SPACE AND BEHAVIORAL HEALTH YOUTH HOSTEL SPACE FOR THE DEPARTMENT OF BEHAVIORAL HEALTH IN SAN BERNARDINO** approving a 5-year lease agreement for the period of July 1, 2017 through June 30, 2022, for 6,492 square feet of co-owned office and youth hostel space at 780 E. Gilbert Street, for total revenue in the amount of $623,220. Sufficient appropriation is included in the DBH 2017-18 recommended budget.

Background: On April 4, 2017 (item #11) the Board approved a contract with Valley Star to provide TAY Youth Hostel services, including a short-term 14-bed crisis residential treatment program for youth ages 18-25 who are in crisis. Services are provided 24-hours a day, 365 days per year.

Presenters: Terry Thompson, Director of Real Estate Services and Veronica Kelley, Director of DBH

82. Real Estate Services and Behavioral Health: This item is a **REVENUE LEASE AGREEMENT WITH VALLEY STAR BEHAVIORAL HEALTH, INC., FOR OFFICE SPACE AND CRISIS RESIDENTIAL TREATMENT SPACE FOR THE DEPARTMENT OF BEHAVIORAL HEALTH IN VICTORVILLE** approving a 54-month lease agreement for a period of January 1, 2018 through December 31, 2022 for 10,581 square feet of co-owned space for a 16-bed CRT facility for adults at 16552 Sunhill Drive in Victorville, in the amount of $914,748. Sufficient appropriation is included in the DBH 2017-18 recommended budget.

Background: The Crisis Residential Treatment facility in Victorville will serve 375 clients annually. Clients with a mental health issue or co-occurring disorder may stay in the CRT for up to 30 days with the option of two 30-day extensions. Services provided will include mental health assessments, treatment plans, collateral services, crisis intervention, medication support and individual and group therapy.

Presenters: Terry Thompson, Director of Real Estate Services and Veronica Kelley, Director of DBH

06/27/2017

22. Community Development and Housing: This is **AN AMENDMENT TO CONTRACT WITH THE INSTITUTE FOR URBAN INITIATIVES FOR HOMELESS CONSULTING SERVICES** making Amendment #2 to the contract effective June 27, 2017 to contract No. 16-550 with Urban Initiatives for the provision of homeless consulting services increasing the total contract amount by $9,000 from $408,350 to $417,350, funded through HUD Planning Grant funds.

Background: Urban Initiatives has provided comprehensive consulting services to support the County of San Bernardino's efforts to end homelessness beginning in 2009. The 2017 Point-in-Time Count found 284 unaccompanied homeless women, 38% of whom were found to be

chronically homeless. The contract amendment with Urban Initiatives will provide for consulting services on the County's new "1 in 4" unaccompanied homeless women initiative.

Presenter: Dena Fuentes, Deputy Executive Officer for Community Development and Housing Office of Homeless Services

68. Housing Authority: This item is a **MEMORANDUM OF UNDERSTANDING WITH THE FOOTHILL AIDS PROJECT FOR OPPORTUNITIES WITH AIDS PROGRAM** acting as governing body for the Housing Authority, approving the MOU effective July 1, 2017 through June 30, 2018 for $350,000 in rental assistance for approximately 40 households, with the option of extending for one-year extensions.

Background: HOPWA services are funded by HUD to expand housing opportunities for low income individuals who are HIV positive, and their families, who are at-risk of becoming homeless. The Foothill AIDS Project provide comprehensive case management to those individuals and their families to increase access to care. The Housing Authority provides rental assistance. There are currently 37 households receiving services.

Presenter; Maria Razo, Executive Director

07/11/2017

08. Community Development and Housing Agency – Office of Homeless Services: This item is a **CONTRACT WITH THE AMERICAN ROUND TABLE TO ABOLISH HOMELESSNESS CONSULTING SERVICES** in an amount not to exceed $126,000 for the period of July 11, 2017 through June 30, 2018, out of HUD Planning Project Funds.

Background: The American Round Table (ART) provides comprehensive consulting services for the CDHA-OHS and the County Administrative Office to support the County's effort to end homelessness. The ART under the leadership of Phillip Mangano, is focused on upgrading community resources to end homelessness and is committed to strategies that are research and data driven, performance based, consumer centric, and results oriented. The ART is dedicated to the rapid dissemination of what's working to end homelessness in communities around the country and the evidence and innovation that is driving change in investments and partnerships. The recommended contract will allow the ART to provide guidance and consulting services to the CAO on priority projects, such as the effort to end homelessness among veterans and the chronically homeless. It its current capacity, The ART has assisted the County in its efforts which, has resolved homelessness to almost 1,000 veteran households, including housing placement for over 800 veterans.

Presenter: Dena Fuentes, Deputy Executive Officer, CDHA-OHS

07. Community Development and Housing Agency – Office of Homeless Services: This item is a **GRANT AWARD FROM THE UNITED STATES DEPARTMENT OF HOUSING AND URBAN DEVELOPMENT FOR THE CONTINUUM OF CARE HOMELESS MANAGEMENT INFORMATION SYSTEM** accepting the award in the amount of $250,158 for the one-year period November 1, 2017 through October 31, 2018. The 25% match, $62,540, will be provided through Mental Health Services Act funds.

Background: Starting in 2004, Congress required HUD to collect electronic data of the homeless served through HUD funded programs. HMIS is the information system designated by the Continuum of Care to comply with HUD's data collection, management, and reporting standards, and used to collect client-level data and data on the provision of housing and services to homeless individuals and families, and persons at-risk of homelessness. HMIS data is aggregated to obtain better information about the extent and nature of homelessness over time. HMIS can be used to produce an unduplicated count of homeless persons, understand patterns of service use, and oversee the effectiveness of homeless programs. The Office of Homeless Services is the administrator for the HMIS for the Continuum of Care.

Presenter: Dena Fuentes, Deputy Executive Officer, CDHA-OHS

31. Real Estate services and Department of Behavioral Health: This item is **AMENDMENT NO. 1 WITH HAMEL CONTRACTING, INC., FOR THE DEPARTMENT OF BEHAVIORAL HEALTH CRISIS RESIDENTIAL TREATMENT FACILITY PROJECT – MORONGO BASIN** located at 60805 29 Palms Highway in Joshua Tree, approving a $724,000 increase in the project budget from $8,546,000 to $9,270,000, and approving Amendment No. 1 to contract No. 17-65 with Hamel Contracting, Inc., in the amount of $658,932 for a total of $6,550,940 to compensate the contractor for accelerating the construction completion date from April 22, 2018, to December 31, 2017, to comply with Cal-FHA grant funding requirements.

The Project budget is funded from a combination of the CHIFFA grant in the amount of $4,605,681, and MHSA funds in the amount of $4,665,219.

Background: The CRT will provide short-term treatment, 30-90 days for adults 18 and older diagnosed with a mental health or co-occurring substance abuse disorder. The CRT will be staffed 24/7 and provide services including supervision, assessment, case management and treatment plan development, crisis intervention, medication support, and individual and group counseling, as well as assistance in finding permanent housing.

Presenters: Terry Thompson, Director of Real Estate Services and Veronica Kelley, Director of Behavioral Health

06. Community Development and Housing Agency: This item is the **EMERGENCY SOLUTIONS GRANT APPLICATION FOR 2017-18** authorizing submission of a grant application to the State of California Department of Housing and Community Development in an approximate amount of $611,508.

Background: Housing and Community Development administers the State ESG Program with funding received from HUD and funds from the 2016-17 California Budget Bill, SB 837.

The State ESG program provides funding to 1: engage homeless individuals and families living on the street; 2) improve the number of quality emergency shelters; 3) help operate emergency shelters; 4) provide essential services to shelter residents; 5) rapidly re-house homeless individuals and families; and 6) prevent homelessness.

Presenter: Gary Hallen, Director Community Development and Housing Agency

07/25/2017

XX. Community Development and Housing Agency: This item is a **HOME INVESTMENT PARTNERSHIP ACT LOAN AGREEMENT WITH GOLDEN APARTMENTS HP 1, LLC, FOR THE GOLDEN APARTMENTS AFFORDABLE HOUSING PROJECT WITH THE CITY OF SAN BERNARDINO** for the rehabilitation of an existing 21-unit apartment complex located at 2312-2336 N. Golden Avenue, San Bernardino, with a completion date of August 2018, with the total amount not to exceed $3,158,308.

Background: To facilitate the creation of new permanent supportive housing units for the chronically homeless, the Housing authority identified suitable existing properties for purchase. All of the Golden Apartment units are 2-bedroom, which were acquired by the Housing authority in September 2016. Upon completion of the rehabilitation, the complex will consist of 38 PSH units for chronically homeless persons, plus a unit for a property manager and case managers.

Presenter: Dena Fuentes, Deputy Executive officer, CDHA-CDH

07/25/2017

22. Community Development and Housing Agency: This item is a **HOME INVESTMENT PARTNERSHIPS ACT LOAN AGREEMENT WITH GOLDEN APARTMENTS HP1, LLC FOR THE GOLDEN APARTMENTS AFFORDABLE HOUSING PROJECT IN THE CITY OF SAN BERNARDINO** authorizing the disbursement of HOME Program funds to the borrower in accordance with the Loan Agreement in a total amount not to exceed $3,158,308. The estimated acquisition and rehabilitation cost of the 21-unit apartment complex located at 2312-2336 Golden avenue is $4.5 million.

Background: In 2016, the San Bernardino Advisory Board on Ending Homelessness resolved that in order to implement the “Housing first” approach to house the chronic homeless, having a ready supply of available housing units is vital. The County of San Bernardino implemented a number of strategies to provide housing opportunities for the chronic homeless population including rental assistance and new construction or acquisition/rehabilitation of permanent supportive housing units. In August 2016, HACSB identified Golden Apartments as a suitable property to implement the Housing First approach. Golden Apartments is a 21-unit apartment complex, built in 1963, located at 2312-2336 North Golden Avenue in the City of San Bernardino.

Presenter: Dena Fuentes, Deputy Executive Officer

County of San Bernardino
Office of Homeless Services
303 E. Vanderbilt Way, First Floor • San Bernardino, CA 92415-0026
Phone: (909) 386-8297 • Fax: (909) 890-0868
Email: homelessrfp@hss.sbcounty.gov • Website: http://www.sbcounty.gov/sbchp

Housing Authority of the County of San Bernardino Report Prepared for the Interagency Council on Homelessness

Date: Wednesday, August 23, 2017

Presenter: Maria Razo, Executive Director

Announcements: The table below lists the announcements for today's meeting.

Announcements
New Rapid Rehousing Program Starting August 2017
KEYS has a new Rapid Rehousing program, KEYS for Success implementing mid-August 2017. Short to moderate term housing assistance and supportive services will be provided to eligible homeless households, including both individuals and families on a referral basis. All referrals will be taken through the 2-1-1 Coordinated Entry System. For general information on the new program and other KEYS services, please contact our main line at (909) 332-6388. For assessment and referral to the program, please contact 2-1-1.
Reminder: Easy Access to Homeless Programs
CalWORKs Housing Support Program HACSB and KEYS partner with the San Bernardino County Transitional Assistance Department (TAD) to administer the new CalWORKs Housing Support Program which promotes housing stability for homeless families. ✓ Who Qualifies: Homeless families with children who are receiving CalWORKs. ✓ How to Apply: If a family is receiving CalWORKs or thinks they may be eligible for CalWORKs they should visit their local TAD office and meet with an eligibility worker. If they qualify they will be referred to KEYS for intake and housing search and stabilization assistance.
Continuum of Care HACSB receives HUD Continuum of Care HUD funding to serve approximately 325 chronically homeless persons in the county through permanent supportive housing assistance and case management. ✓ Who Qualifies: Low-income homeless, disabled persons with mental health concerns and their families. How to Apply: You must have an open case with the local DBH office or DBH project HOST team staff. Please use HACSB's Homeless line as the referral number: (909) 890-5314.

KEYS also receives HUD Continuum of Care HUD funding to serve approximately 25 homeless persons in the county through rapid rehousing assistance and short-term case management.

- ✓ Who Qualifies: Low-income homeless families with children.
- ✓ How to Apply: Please use KEYS' intake line for an eligibility screening: (909) 332-6388.

No Child Left Unsheltered

50 units for unsheltered homeless families with children. Scattered sites throughout the county.

- ✓ The No Child Left Unsheltered program is aimed at housing unsheltered children and their families in San Bernardino County. This program focuses on the education and well-being of the children and the economic advancement of the parent(s), while providing housing subsidies to stabilize the family. HACSB partners with the Department of Behavioral Health to provide intensive case management and behavioral health services to support the long term personal and economic stability of these families.
- ✓ Who Qualifies: Families with children must be unsheltered at the time of application and have documented evidence of long term housing instability.
- ✓ How to Apply: Contact our Homeless Outreach line: (909) 890-5314, or email Becky Murillo at rmurillo@hacsb.com for more information.

Veterans Affairs Supportive Housing Program (VASH)

The Housing Authority receives HUD VASH funding to permanently house a total of 418 homeless veterans who also qualify for clinical support services from the Veterans Administration Medical Clinics (VAMC) across the county.

- ✓ Who Qualifies: Low-income homeless veterans with need for medical/mental health (psychiatric or substance abuse) service needs.
- ✓ How to Apply: The veteran would need to call (909)-825-7084 extension 6085 for a VASH screening. VAMC will provide supportive services and refer the veteran to HACSB if appropriate.

Supportive Services for Veterans Families (SSVF)

Since 2013 KEYS has been a recipient of the Department of Veterans Affairs' SSVF grant. This funding pays for case managers and housing outreach specialists that assist veterans and their families with case management, financial assistance for rent and utility payments, security deposits and moving expenses.

- ✓ Who Qualifies: Veterans with a verified Veteran status (with exception of dishonorable discharge) that meet income guidelines and homelessness status. There is more than one category of assistance and eligibility will be determined based on the intake assessment criteria.
- ✓ How to Apply: Any veteran can apply via telephone, walk-in, email, or referral from other providers. Please utilize KEYS' intake line for an eligibility screening: (909) 332-6388.

Housing Opportunities for People with AIDS (HOPWA)

HACSB partners with Foothill AIDS Project to offer rental assistance and supportive services for up to 40 homeless individuals with HIV/AIDS.

- ✓ Who Qualifies: Low-income persons medically diagnosed with HIV/AIDS and their families.
- ✓ How to Apply: Applications from low-income residents of San Bernardino County are processed through the Foothill AIDS Project to the Housing Authority. The individual must have been receiving HIV case management services for a minimum of 6 months. The contact phone number is: (909)-884-2722.

County of San Bernardino
Office of Homeless Services
303 E. Vanderbilt Way, First Floor • San Bernardino, CA 92415-0026
Phone: (909) 386-8297 • Fax: (909) 890-0868
Email: homelessrfp@hss.sbcounty.gov • Website: http://www.sbcounty.gov/sbchp

Contacts to Assist a Homeless Family

Reminder: Calling the 2-1-1 Coordinated Entry program should always be the first contact made to assist a homeless individual/ family.

- ✓ HACSB Homeless Hotline: (909) 890-5314
- ✓ KEYS Intake Line: (909) 332-6388

Open Waiting Lists

Barstow – 2, 3, 4, and 5 bedroom
Chino, Colton – 5 bedroom
Redlands – 4 and 5 bedroom
Joshua Tree, Twentynine Palms, Yucca Valley – 3 bedroom
San Bernardino – 4 and 5 bedroom
Upland – 2, 3 and 4 bedroom

Senior Housing

Barstow – 1 bedroom
Bloomington – 2 bedroom
Victorville – 1 & 2 bedroom
Twin Peaks – 1 & 2 bedroom
Fontana – 1 & 2 bedroom
Montclair – 1 bedroom
Redlands – 1 & 2 bedroom
Yucaipa – 1 & 2 bedroom

Interested households can apply in person at any HACSB office or can print an application from our website by going to www.hacsb.com, and going to the residents/ future residents section.

*Please note: All waiting lists have an ultimate preference for veterans.

Housing Authority of the County of San Bernardino

Continuum of Care Grants - Monthly Utilization Reports

As of: July 31, 2017

Original Grant Effective Date	Grant Name	Type	Grant Effective Date	Grant Expiration Date	Remain-ing Months	Units Authorized	Units Leased	Total PUC	Current Month Housing Assistance & Expenses	Total Grant	Remaining Funding	Projected Monthly Housing Assistance & Expenses	Projected (Over) or Under spend at Current Lease Rate	Next Year Funding Amount	Clients in Move Status	Addt'l Units funding will Support
10/1/2007	Stepping Stones	TRA	1/1/2017	12/31/2017	5	28	35	741.66	25,958.20	331,739	142,103.97	26,958.20	7,312.97	331,739	2	2pl
9/1/2008	New Horizons	TRA	11/1/2016	10/31/2017	3	154	169	819.29	138,460.14	1,865,076	537,470.29	143,660.14	106,489.87	1,865,076	8	0
10/1/2012	Cornerstone	TRA	10/1/2012	9/30/2017	2	33	25	829.40	20,734.92	1,928,520	11,755.44	20,734.92	(29,714.40)	400,415	0	0
10/1/2012	Whispering Pines	TRA	10/1/2012	9/30/2017	2	16	11	920.85	10,129.32	935,040	(699.00)	10,129.32	(20,957.64)	194,141	0	0
2/1/2011	Laurelbrook	PRA	5/1/2017	4/30/2018	9	27	25	944.44	23,611.00	357,984	286,433.00	25,501.00	54,924.00	357,984	n/a	2pl
2/1/2011	Project Gateway	PRA	3/1/2017	2/28/2018	7	12	12	1,090.50	13,086.00	182,550	119,973.12	13,086.00	28,371.12	182,550	n/a	n/a
12/1/2011	Lanternwoods	PRA	12/1/2011	11/30/2017	4	16	16	762.82	12,205.08	1,025,160	502,821.24	12,205.08	454,000.92	n/a	n/a	n/a

Definitions:

PUC- Average dollar amount to support each unit on a monthly basis.

PRA - Project-Based Rental Assistance, funds are tied to the unit and cannot 'over-lease' to utilize excess grant funds.

TRA- Tenant-Based Rental Assistance, and can over-lease to expend funds, if renewal grant funds are available to support the unit on an ongoing annual cycle.

VS- Voucher committed, voucher holder searching for a unit.

PL- Pending lease-up.

Notes:

***New Horizons:** We are currently projected to have $97,000 in funds remaining. There are currently 10 households in move status, projected to lease up in August, September and October, the projected expenditures accommodate for these movers. Additional grant funds will be used to support an additional month of assistance. Pilot program for those with physical disabilities is in final review stage.

***Cornerstone and Whispering Pines:** Note the significant increase in expenditure for this month, this now shows a grant term deficit of $50,672 cumulatively, rather than previous data which showed a deficit of $42,000 cumulatively. This is due to the calculation of current PUC multiplied by number of units and months remaining. The PUC can significantly change next month and the deficit could slightly diminish. PUC can fluctuate greatly from month to month. Authority staff will continue to monitor these grants closely as they near their term dates.

***Laurelbrook and Gateway:** Both of these grants are PRA types, and excess funding cannot be utilized by over-leasing. Gateway is currently 100% leased and Laurelbrook has 2 pending lease-ups expected to be effective between September and October, which would bring the program to 100% lease rate. Projected underspend for Laurelbrook: $54,924, and Gateway: $28,371. The additional funding will be used to support an additional two months of assistance.

***Lanternwoods-** Current projections show that there will be unexpended funds at the end of the grant term (11/30/17). This is PRA so there is no ability to 'over-lease' additional units in order to expend grant funds. However, HACSB has submitted a request to HUD requesting a one year grant extension, with the option of further extensions, in order to fully expend the grant and ensure that funds remain within the county.

Reallocation- In the 2015 grant cycle, HACSB worked with OHS and ICH to identify funds that could be carved out of 3 current grants in order to be utilized for re-allocation. This was done with no impact to currently housed families or in a way that would cause a reduction in current housing resources. This funding helped support the funding that was dedicated to the implementation and ongoing funding of the new Coordinated Entry System. The grants utilized were New Horizons, Stepping Stones and Laurelbrook.

PUC Fluctuations- It is worth note that small changes in household income or changes in contract rent can have significant effect on the average Per Unit Cost and monthly expenditure projections. It is expected to see some fluctuation on a monthly basis and the HACSB staff watches this carefully in order to adjust leasing utilization when funding is available. However, it is also important to note that even if there may be small amounts of unutilized funding projected at the end of a grant term, it is vital to consider that if we lease more households to utilize that funding, that there is enough funding in the *next grant cycle* to be able to support those additional households. As part of our monthly analysis, we not only look at the current grant year and funding availability, but the next grant year and funding cycle.

San Bernardino County 2-1-1 Get Connected. Get Answers.

PATHWAYS HOME™ Housing Coordination Program

United Way — United Ways serving San Bernardino County

Coordinated System Report to ICH

August 23, 2017

Pathways Home is San Bernardino County's groundbreaking collaboration between more than 30 agencies within the Homeless Partnership with the express purpose of creating sustainable, cost-effective, client centered pathways out of homelessness and for prevention of homelessness. We define Ending Homelessness as the time when more people are exiting a state of homelessness than entering it.

Pathways Home by the Numbers

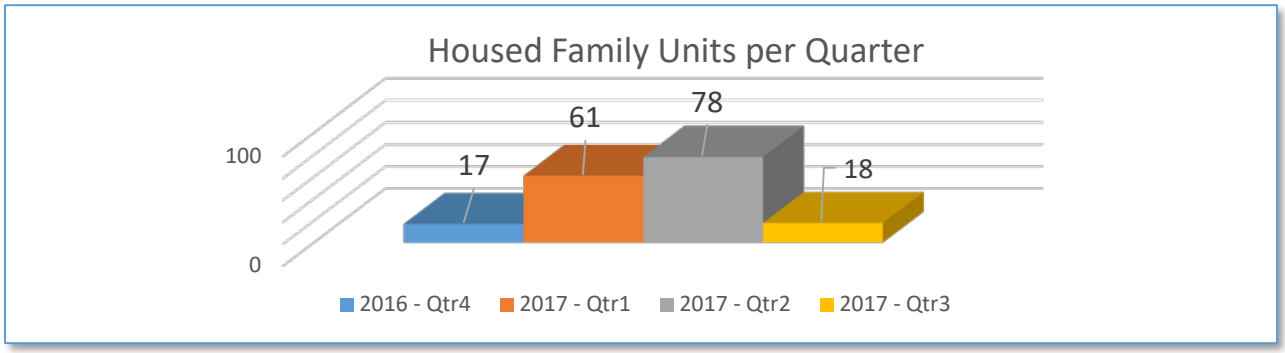

Agencies responsible for the housed/enrolled

Agency/Funding/Housing type	Total
CAP ESG County SB (RR-H)	1
CC1 ESG State (RR-H)	4
CCL CoC Permanent Supportive Housing (PSH)	3
HACSB – (PSH)	2
IHP CoC Family Stabilization Program (RR-H)	1
KEY CoC KEYS For Life (RR-H)	1
KEY SF Housing Support Program (RR-H)	13
KEY SSVF Rapid Re-Housing - Category 2 (RR-H)	35
LCD CoC Restore to Hope (TH)	1
LCD CoC The Gatekeeper (TH)	1
LCD GPD Program (TH)	1
LSS CoC Hope for Heroes (PSH)	2
LSS CoC Hope For Heroes II (PSH)	1
LSS SF Family Stabilization Program (RR-H)	5
LSS SSVF Homelessness Prevention (HP)	1
LSS SSVF Rapid Re-Housing (RR-H)	15
LTH CoC Infinite Horizons (RR-H)	28
LTH ESG HSS State (RR-H)	1
SA1 CoC Transitional Living Center (TH)	6
Self-Resolve	6
SUS CoC Step Up (PSH)	74
USV CoC Veterans (PSH)	2
USV SSVF Homelessness Prevention - Priority 1 (HP)	1
USV SSVF Rapid Re-Housing - Priority 1 (RR-H)	10
USV SSVF Rapid Re-Housing (RR-H)	7
VASH/KEYS	4
VASH/LSS	5
VASH/USV	4
VVF AB109 Victor Valley (TH)	1
Total	**236**

**See key below for an explanation of abbreviations*

9624 Hermosa Avenue, Rancho Cucamonga, CA 91730

Enrolled but not yet housed

Agency/Funding/Housing type	Total
CC1 ESG State (RR-H)	3
KEY CoC KEYS For Life (RR-H)	1
KEY SF Housing Support Program (RR-H)	6
KEY SSVF Rapid Re-Housing - Category 2 (RR-H)	23
LSS SF Family Stabilization Program (RR-H)	2
LSS SSVF Rapid Re-Housing (RR-H)	12
USV SSVF Rapid Re-Housing - Priority 1 (RR-H)	9
USV SSVF Rapid Re-Housing (RR-H)	4
Total	60

*** Key for understanding abbreviations**
CAP = Community Action Partnership of SBC
CC1 = Catholic Charities
CCL = Lutheran Social Services
HASBC = Housing Authority
IHP = Inland housing Solutions
KEY = KEYS
LCD = Life Community Development
LSS = Lighthouse Social Services
LTH = Inland Housing Solutions
SA1 = Salvation Army
Self-Resolve = Verified self-resolved housing
SUS = Step Up on Second Street, Inc.
USV = US Vets
VASH/ = Veterans Administration Supportive Housing (by Keys, Lighthouse or US Vets)
VVF = Victor Valley Family Resource Center

ESG = Emergency Solutions Grant
CoC = Continuum of Care
GPD = Grant Per Diem
SF = FSP
SSVF = Supportive Services for Veteran Families

RR-H = Rapid ReHousing
PSH = Permanent Supportive Housing
TH = Transitional Housing

Locations from where those who have been housed/enrolled were initially connected

Locations					
Unincorporated	22	Fontana	9	Redlands	16
Adelanto	5	Hesperia	5	Rialto	4
Apple Valley	4	Highland	6	San Bernardino	86
Barstow	5	Loma Linda	13	Sn Bernardino	1
Bloomington	3	Los Angeles	1	Twentynine Palms	2
Cherry Valley	1	Morongo Valley	1	Upland	9
Chino	3	Muscoy	1	Victorville	14
Colton	6	Ontario	12	Yucaipa	1
		Rancho Cucamonga	2	Yucca Valley	2

Demographics

Pathways Home assessments total 1209 households. The following charts are from these households.

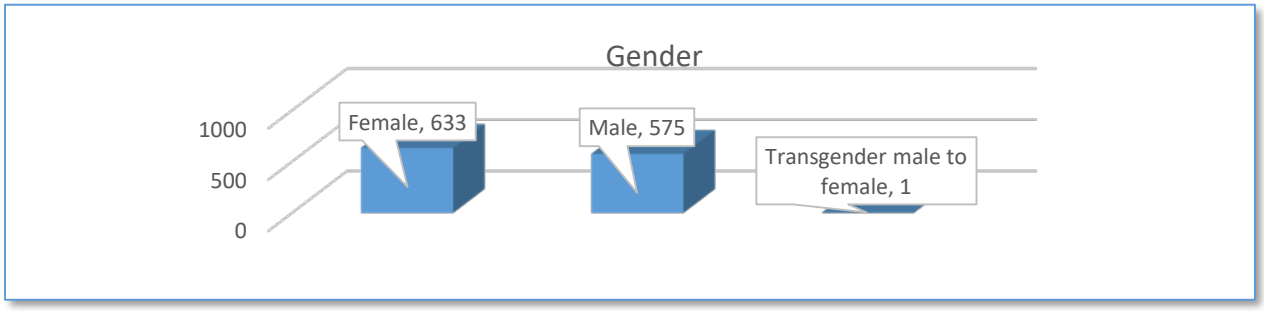

Race

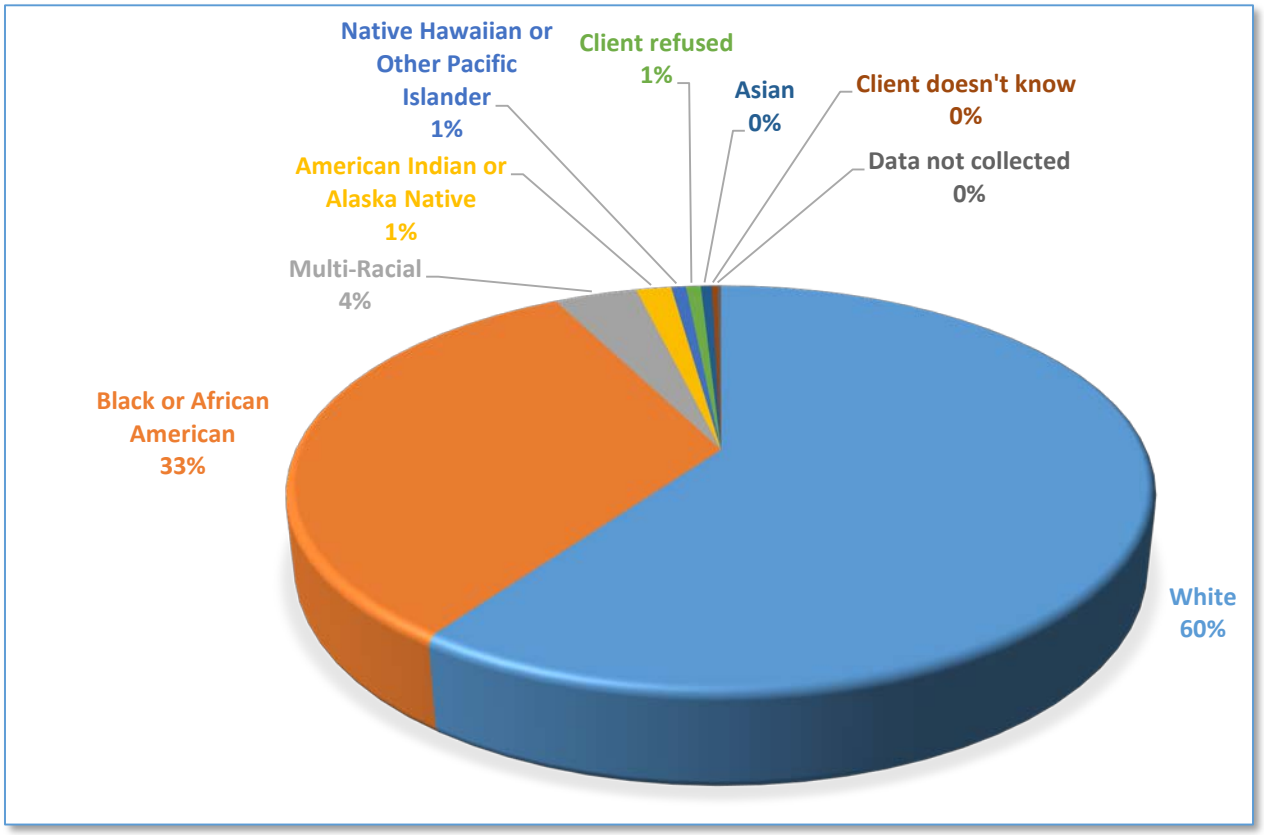

Age

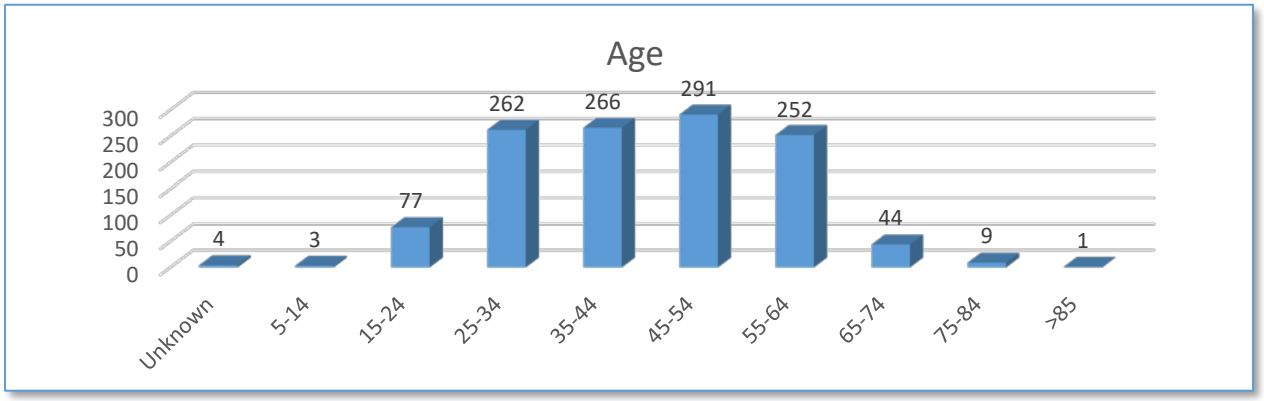

Ethnicity

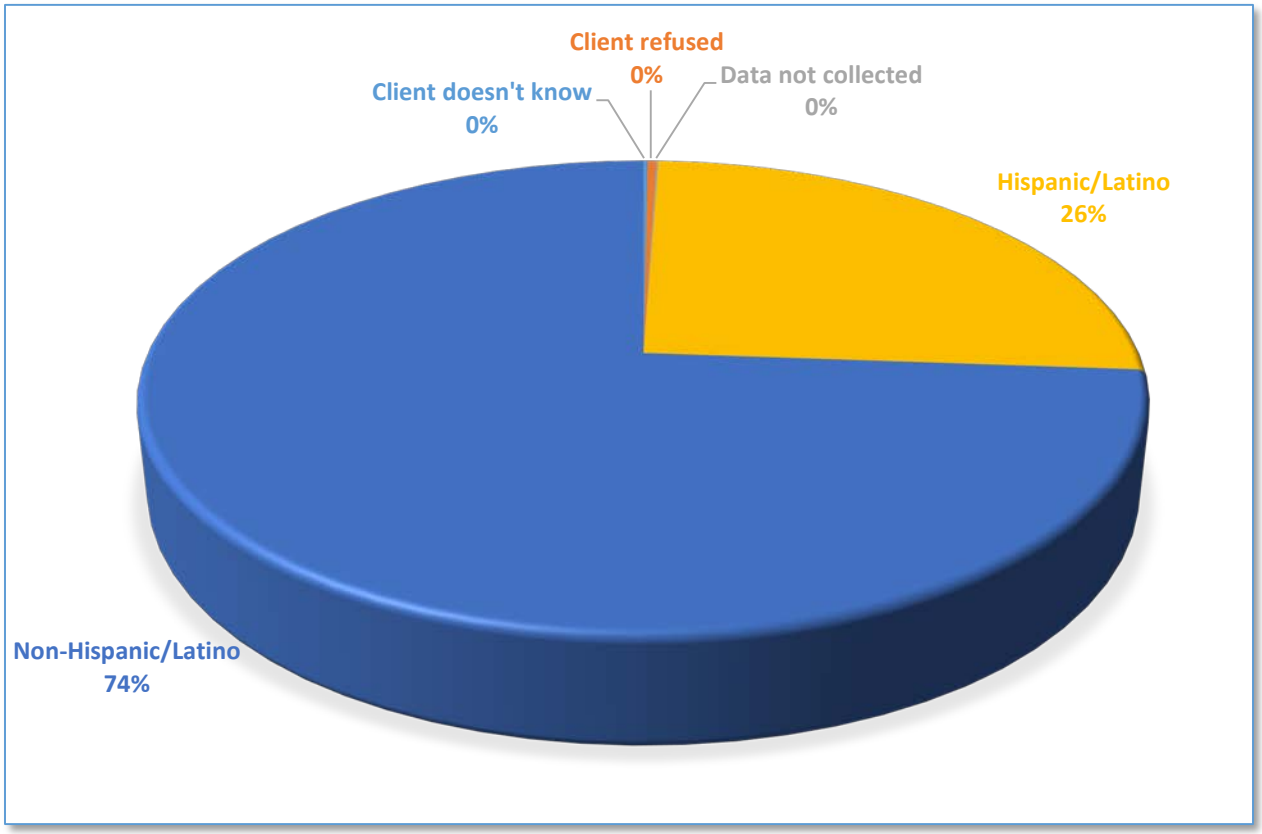

63% of those assessed indicate a disabling condition. 17% indicate having served in the military. 856, or 71% are single adults, with 353 (29%) showing as family units. 45% of single adults are female.

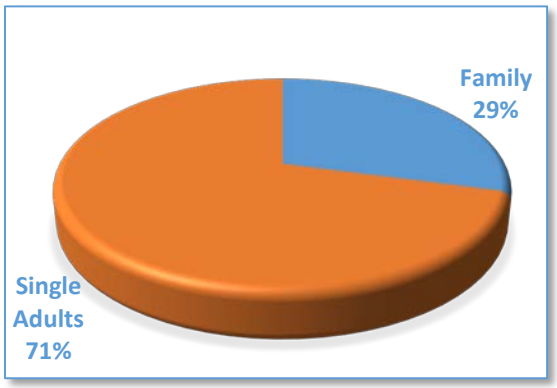

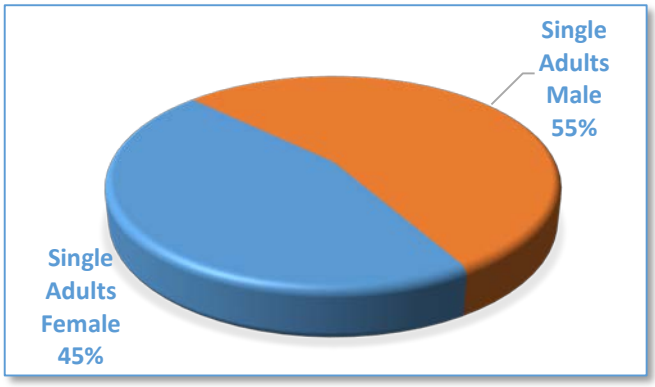

All data for this report is extracted from the HMIS (Homeless Management Information System) database, managed by the Office of Homeless Services. Some of the data is entered by 211 staff. Some is entered by other agencies in the CoC. All rational attempts are made to ensure accuracy of the data, but much is beyond the control of 211 staff and we claim no responsibility for data entered by others.

Respectfully submitted,

Gary Madden
Director, 211 San Bernardino County

Minutes for San Bernardino County Homeless Partnership
Interagency Council on Homelessness (ICH)

May 24, 2017
9:00 a.m. – 11:00 a.m.
Health Services Building - Auditorium
850 E. Foothill Blvd.
Rialto, CA 92376

Minutes Recorded and Transcribed by Amy Edwards, Secretary I, Office of Homeless Services

TOPIC	PRESENTER	ACTION/OUTCOME
Call to Order	Kent Paxton	• The meeting was called to order at 9:03 a.m.
Introductions	Kent Paxton	• Introductions were made by all ICH Members. Guests were also invited to introduce themselves.
REPORTS	**PRESENTER**	**ACTION/OUTCOME**
Health Committee	Roger Uminski	• The Health Committee met on May 11, 2017 • We received the final input for the "Spaghetti Diagram" to illustrate the relationships between Housing and Health Providers. • We began discussions to prepare for expected HUD NOFA for 2017 Continuum of Care.
CONSENT ITEMS	**PRESENTER**	**ACTION/OUTCOME**
Approve minutes of the April 26, 2017 ICH meeting	Kent Paxton	• A motion was made to accept the consent items as submitted. All were in favor, none opposed or abstained. Motion Carried.
DISCUSSION	**PRESENTER**	**ACTION/OUTCOME**
Approve the nomination of Dr. Eric Bishop to fill one General Member-At-Large position	Gary Madden	• A motion was made to approve the nomination for Dr. Eric Bishop to fill the General Member At Large position. All were in favor, none opposed or abstained. Motion Carried.
Authorize the ICH Grant Review Committee to Approve Recommendations for the Continuum of Care Renewals, Reallocation, and Permanent Housing Bonus applications	Tom Hernandez	• A motion was made to authorize the ICH Grant Review Committee to Approve Recommendations for the Continuum of Care Renewals, Reallocation, and Permanent Housing Bonus applications. All were in favor, none opposed or abstained. Motion Carried.
SPECIAL PRESENTATION	**PRESENTER**	**ACTION/OUTCOME**
Housing First Workshop	Dr. Sam Tsemberis	• Who are we going to serve and what is our mission? Those are two very important questions to answer when deciding to implement Housing First. • The Homeless Services Staircase (Treatment First) approach goes from Homeless to Shelter to Transitional Housing to Permanent Housing. The system is built on frequently practiced but inaccurate assumptions about mental illness, addiction, and functional ability; as well as a long standing attitude about those who are poor.

		• The lack of affordable housing on the federal level has significantly dropped since 1980. Unless we address the issue of affordable housing we will be limited to finding small solutions to homelessness. • No affordable housing and minimum wage jobs are all key components that many individuals are faced with. • The emphasis on the economics of homelessness is just as important as the clinical aspect. • Housing First requires significant change in the Culture and Practice of Social Services and Housing. The way we view the people served is the first step. We need to view them as a partner and decision maker not a client we have to design programs for. We want them to decide where they will live and how they will live. This requires a change in power relationships between providers and clients. The power is transferred to the client as they are leading the decision making. Changing treatment practices is key. No longer are you meeting clients in the office but you are having to go out and do home visits and frequent check-ins, which leads to the commitment of ongoing support. • There are 5 principles this model is based off of. 1. Consumer Choice – it is up to the consumer on where they will be housed, what services they participate in and what program they will follow. 2. Separation of Housing and Services – This is not a housing program, this is a case management program with housing services. 3. Services Array to Match Needs of Consumers – You must be able to provide support services to meet the needs of the consumer. You must commit to providing the services that are need to match the need of the consumer. The responsibility of the success of the program lies with the providers. 4. Recovery focused practice – The ultimate goal is to help them recover and have a life and be a part of community. 5. Integration into the Community – We want to help them find their way back to community. To find self-worth and accomplishment. • There are two program requirements that each consumer must meet and those are: 1. Comply with standard lease which includes paying 30% of income to rent. 2. Agree to home visits, at least one a week. • The partners needed to make this successful are program participants, support services team, Housing Authority, Mental Health programs, community landlords, property managers, and neighbors. • Our findings showed having a place of one's own provided greater overall sense of safety and approved quality of life. It served as a platform for other positive changes and introduced new challenges. Housing stability and improved quality of life was retained despite continuing to experience struggles. Mental health and addiction and discretionary income marginally improved.
PUBLIC COMMENTS	PRESENTER	ACTION/OUTCOME
		• Joyce Garrison, Mountain Homeless Coalition
COUNCIL ROUNDTABLE	PRESENTER	ACTION/OUTCOME
	Sharon Green	• I just want acknowledge that Victor Valley College is joining us, Thank you for coming today!
Adjournment	Kent Paxton	• Being no further business to discuss, the meeting was adjourned at 11:09 a.m.
Next Meeting		Wednesday, June 28, 2017 at 9:00 a.m. – 11:00 a.m. County of San Bernardino Health Services - Auditorium 850 E. Foothill Blvd Rialto, CA 92376

Attendees at May 24, 2017 • Interagency Council on Homelessness				
ABRAM	KAREN	Case Manager	909-622-3806	karena@inlandvalleyhopepartners.org
ALBERS	KIMBERLEE	Step Up on Second	(909) 963-5355 ext.1910	kalbers@stepuponsecond.org
BELMONTE	ALEXIS	SW III DBH	909421-4633	abelmonte@dbh.sbcounty.gov
BIANCHI	VICTORIA	LGBTQ Resident	909-562-8638	Justagirl1165@yahoo.com
BRAZIER	ANTHONY	Foothill AIDS Project	909-884-2722	abrazier@fapinfo.org
CATALANO	MIKE	SBSD		
CHAVEZ	RICKY	IT	909-421-4655	r.chavez@dbh.sbcounty.gov
CORNOA	LORENA	Chaffey College		
DAVIS	LAURA	Probation Department	909-382-7869	Laura.Davis@prob.sbcounty.gov
DONAGHHO	CHARLES	Citizen	323-610-1593	cdonaghho@gmail.com
DOWDY	BRENDA	Superintendent of County Schools	909-386-2634	brenda_dowdy@sbcss.k12.ca.us
DRAKE	SUSAN	BOS 1st District		Susan.drake@bos.sbcounty.gov
DUQUE	ERICA	Police Officer	909-938-1942	eduque@rialtopd.com
DUSICK	MICHELLE	DBH		
EDWARDS	AMY	OHS	909-386-8297	AEdwards@dbh.sbcounty.gov
ELLIOTT	JANICE	City Council – Upland	909-292-3875	J1elliott@aol.com
FARRAR	DEB	Director	909-370-6157	dfarrar@colton.ca.gov
FONDARIO	GABRIEL	City of Montclair	909-447-3551	gfondario@cityofmontclair.org
FUENTES	DENA	RDA Director - Economic Development Agency	909-387-9804	dfuentes@rda.sbcounty.gov
GARRISON	JOYCE	Mountain Homeless Coalition	909-754-6956	majorsessons@verizon.net
GAVIN	ERIC	City of Upland		
GONZALEZ	KATRYNA	City of Ontario	909-386-2322	kgonzalez@ontario.ca.gov
GREEN	SHARON	Victor Valley Family Resource Center	760-887-1909	sgreen@vvfrc.com
GUEVARA	FRANK	Director – Veterans Affairs	909-387-5527	Frank.guevarra@va.sbcount.gov
HALL	RAYLYNN	Lighthouse SSC		raylynnh@lighthouse-ssc.org
HALLOWAY	AARON	SBCSD - HOPE		ahalloway@sbcsd.org
HENLEY	NICOLE	Assistant Professor – CSUSB	909-537-7228	Nicole.henley@csusb.edu
HERNANDEZ	MARIA	Salvation Army		
HERNANDEZ	TOM	Homeless Services Manager - Office of Homeless Svcs.	909-252-4051	thernandez@dbh.sbcounty.gov
HOWARD	DAWN	DBH	909-421-4633	
HUMPHREY	RUTH	DBH	909-685-7630	r.humphrey@dbh.sbcounty.gov
JACKSON	KAREEM	DBH HOST		kjackson@dbh.sbcounty.gov
JANESIN	JULIE	Catholic Charities	909-570-7877	jjansein@ccsbriv.org
JAUREQUI	ALFREDO	Program Specialist	909-421-9430	ajaurequi@dbh.sbcounty.gov
JEWETT	SARA	Public Defender	909-677-3600	Sara.jewett@pd.sbcounty.gov
JONES	MIKE	SBCSD		mjones@sbcsd.org

JONES	LISA	Housing Authority	909-890-0644	ljones@hacsb.com
KELLEY	VERONICA	Director	909-388-0820	vkelley@dbh.sbcounty.gov
KIRKLAND	ELIZABETH	Valley Star Behavioral Health	760-853-4888	Ekirkland@starsinc.com
KUHLMAN	NAOMI	Case Manager Salvation Army	909-888-4880	Naomi.kuhlman@usw.salvationarm.org
LAMIKA	LYDIA	Program Specialist I		
LAWSON	DESIREE	City of Rancho Cucamonga	909-477-2700	Desiree.Lawson@cityofrc.us
LEVITT	LOIS	Water of life	909-803-1059	loisl@wateroflife.org
LITTLE	JEFF	CEO	909-796-6381	jeff@iehomes.org
LOVEBANKS	LATONYA	MHS	909-834-4466	lbanks@mhsinc.org
MADDEN	GARY	Director - Inland Empire United Way	909-980-2857 ext. 211	gmadden@ieuw.org
MANGANO	PHILIP	The American roundtable to Abolish Homelessness		philip.mangano@abolitionistroundtable.com
MARAVILLA	SANDRA	Deputy Chief of Staff		Sandra. Maravilla@bos.sbcounty.gov
MARQUEZ	VIRGINIA	Council Member	909-384-5268	marquez_vi@sbcity.org
MCQUEEN	MIGUEL	Deputy Director - Workforce Development Department	909-387-9885	MMcQueen@wdd.sbcounty.gov
MOLINA	RACHEL	City of Hesperia	760-963-4392	rmolina@cityofhesperia.us
NAVARRETE	ELANE	Homeless Youth Liaison	760-245-4271 x2478	Elaine.navarrete@uvc.edu
NORFOLK	GEORGINA	OHS	909-386-8281	GNorfolk@dbh.sbcounty.gov
OSBORNE	RAY	Executive Director - HomeAid Inland Empire	951-686-0628	ray@homeaidie.org
PASCO	ANGELA	Exec. Director - New Hope Village, Inc.	760-256-3656	newhopevillageinc@gmail.com
PAXTON	KENT	BOS 4th District		Kent.paxton@bos.sbcounty.gov
PERKINS	LOIS	Life Community Development	760-246-0691	jazzlewis@aim.com
QUININE	SHERONNA	KEYS	909-890-9562	squinine@hacsb.com
RANGEL	MARLENE	Mental Health Specialist	909-873-4433	Marlene.rangel@dbh.sbcounty.gov
RAZO	MARIA	Director – Housing Authority of San Bernardino County		mgrazo@hacsb.com
ROCHELLE	MARGARET	Project Director	909-881-6146	mrochelle@ibhealth.org
RODRIGUEZ	CLAUDIA	DBH	909-421-4637	Claudia.rodriguez@dbh.sbcounty.gov
SALAZAR	FRANK	County Counsel	909-387-5442	fsalazar@cc.sbcounty.gov
SHORETT	FRED	SB City Council		
SMITH	ALICE	Restore 2 Life	909-841-4715	Restore2life@aol.com
SMITH	DON	Creating Community Solutions		donsmithsolutions@outlook.com
SWEITZER	MICHAEL	DBH	909-421-9419	msweitezer@dbh.sbcounty.gov
THOMAS	CASONYA	Assistant Executive Officer	909-387-4717	cthomas@hss.sbcounty.gov
TOSCANO	CLAUDIA	SWI	909-421-4633	ctoscano@dbh.sbcounty.gov
TSEMBERIS	SAM	Pathways Housing First Institute		sam@pathwaysnational.org
UMINSKI	ROGER	Director of Health Admin – IEHP	909-890-2941	Uminski-r@iehp.org
VICKERS	CHERYLE	Co=Chair MHC	909-336-5457	Vvilla2@msn.com
WESTERLIN	MERRY	Building Official	909-625-3437	mwesterlin@cityofmontcliar.org
WILLIAMS	JOSIE	DBH	909-421-4633	
WRIGHT	JORDAN	Policy Advisor	909-387-4565	Jordan.wright@bos.sbcounty.gov
YOST	MATT	SBSD-HOPE	909-387-3689	myost@sbcsd.org
YOUNG-LOWE	KARYN	CEO Lighthouse Social Services		karynyl@lighthouse-ssc.org

Unaccompanied Homeless Youth Survey: Final Report

2017

Acknowledgements

The Homeless Youth Taskforce of San Bernardino County wishes to thank all those who helped make the second homeless youth survey a success. This effort would not have been possible without the dedication and commitment of the individuals and organizations in our communities who share the passion to bring resources to one of our most vulnerable populations. While it would be impossible to list all the wonderful volunteers who gave their time and money, please know your hard work and generosity did not go unnoticed.

Special thanks to the following organizations for going above and beyond to ensure a successful survey:

Autism Society
Chaffey Joint Unified School District
Children's Fund
Children's Network
Family Assistance Program
Inland Empire Health Plan
Operation New Hope
San Bernardino County Board of Supervisors, Third and Fifth Districts
San Bernardino County Interagency Council on Homelessness
San Bernardino County, Department of Children and Family Services
San Bernardino County, Department of Behavioral Health, One Stop TAY Centers
San Bernardino County, Office of Homeless Services
San Bernardino County, Probation Department
San Bernardino County, Public Defender's Office
San Bernardino County, Sheriff's Department
San Bernardino County, Superintendent of Schools
San Bernardino County, Workforce Development Department
San Bernardino City Unified School District
Molina Healthcare
Youth Hope

Special thanks to the following individuals for their part in compiling this report:

Andre Bossieux
Brenda Dowdy
Maribel Gutierrez
Tom Hernandez
Monica Ojeda
Kent Paxton
Molly Wiltshire

Table of Contents

	Page
Executive Summary	4
Background Information	7
Methodology	12
Homeless Youth Survey Summaries	15
Recommendations	17
Appendix A: Homeless Youth Subpopulation Survey Summaries	21
Appendix B: Youth Survey Summaries by Region	51
Appendix C: Survey Instrument	81

I. EXECUTIVE SUMMARY

On April 13, 2017, 374 eligible youth were surveyed, as part of the San Bernardino County Homeless Partnership Homeless Youth Taskforce (Taskforce) youth survey questionnaire. This survey was part of a continuing project to survey at-risk or homeless youth to find out their current living situations, social service experiences, and to collect basic demographic information and descriptors. The following table provides a breakdown of the total number of youth surveyed by region.

Table 1. Total Number of Youth by gender identity Surveyed by Region*

	Female	Male	Transgender Identify as female	Transgender Identify as male	Not Sure	Other	Total	Total Percentage
Morongo Basin	16	28	0	0	0	0	44	12.05%
Mountains	10	8	0	0	0	0	18	4.93%
Redlands	13	46	0	0	0	0	59	16.16%
San Bernardino	55	68	0	0	0	0	123	33.7%
Victorville	13	20	3	0	1	0	37	10.14%
West Valley	31	51	0	1	0	1	84	23.01%
Total	**138**	**221**	**3**	**1**	**1**	**1**	**365**	**100%**

* Nine surveys (n=9) contained a missing value for gender identity.

According to the youth surveyed, approximately 2/3 resided on the day of the survey at the home of a parent, guardian, foster parent, friend, relative, partner, boyfriend, or girlfriend. Approximately 10% of youth resided in temporary, emergency, or transitional housing. Over 18% resided outdoors in a public place, abandoned building, or vehicle.

Table 2. Where did you stay last night?*

	11-17 years	18-25 years	Total	Valid percent
Home of parent, guardian or foster parent	39	17	56	16.14%
Home of a friend or relative in an area meant for regular sleeping	48	80	128	36.89%
Home of a friend or relative in an area not meant for regular sleeping	4	20	24	6.92%
Group home	1	8	9	2.59%
Home of partner, boyfriend or girlfriend	7	11	18	5.19%
With someone they did not know because they needed a place to stay	1	3	4	1.15%
Youth or adult shelter	6	13	19	5.48%
Transitional living program	0	5	5	1.44%
Hotel/motel paid for by a government program or nonprofit organization	0	1	1	0.29%
Hotel/motel paid for by some other way	1	2	3	0.86%
Outdoors in a public place, i.e. park, street, campground, bus station, etc.	2	37	39	11.24%
Abandoned building; squatted	0	8	8	2.31%
Car, bus, or RV	0	15	15	4.32%
Hospital, psychiatric facility, or drug/alcohol treatment center	1	2	3	0.86%
Juvenile detention, jail, or prison	1	1	2	0.58%
Somewhere else	0	13	13	3.75%

* Twenty-seven surveys (n=27) contained a missing value for age range

When asked how long the youth have been residing in similar places, approximately 2 out of 3 noted that they have resided there for months (39%) and/or years (28%). In addition, similarly over 60% of youth noted that they would be able to reside at the same location for 14 days without being asked to leave.

The following table shows the breakdown of demographic information based on age (this information does not include missing values). Three age ranges were included in the survey: Range A (0-10 years of age), Range B (11-17 years of age), and Range C (18-25 years of age). There were zero (0) respondents to Range A.

Table 3. Demographics by Age of Respondent

	11-17 years	18-25 years	Total
Ethnicity/Race			
Hispanic/Latino*	55	92	147
Black/African American	35	64	99
Native American or Alaskan Native	0	2	2
Asian	2	1	3
Native Hawaiian or Other Pacific Islander	8	10	18
White	39	107	146
Two or more races	26	52	78
Gender Identity			
Female	60	78	138
Male	56	164	220
Transgender, Identify as Female	0	3	3
Transgender, Identify as Male	0	1	1
Not sure	0	1	1
Other	1	0	1
Sexual Orientation			
Gay or Lesbian	6	10	16
Straight	105	207	312
Bisexual	2	18	20
Questioning	0	2	2
Other	0	6	6
Prefer not to answer	3	4	7
Health			
Physical, mental, emotional or developmental disability	26	92	118
Education			
Currently enrolled in school	108	94	202
Highest Grade/Year completed			
8th grade or less	7	6	13
9th to 11th grade	100	123	223
12th grade (diploma)	9	77	86
GED certificate	0	14	14
Some college	1	18	19
Associate's degree	0	1	1

Bachelor's degree	0	1	1
Post-secondary training	0	3	3
Household Information			
Are you a parent?	5	38	43
If yes, are you currently living with your child?	3	14	17
Are you pregnant or gotten someone else pregnant?	3	11	14

*Respondents who identify as Hispanic, or Latino may be of any race.

Approximately 3% (n=10) of the respondents noted military service. Nearly 1 out of 4 (n=87) self-identified as "in" or "formerly in" foster care. Approximately 1/3 of youth (n=120) identified as having been involved in the justice system at one time or another. Just over 20% (n=77) of youth identified as having a job, paid internship, or other type of employment.

Forty-four percent of youth (n=163) were currently accessing youth related services at the time of the survey. The primary issues experienced by youth in accessing services noted in the survey included lack of transportation, not having necessary identification or personal documents, not knowing where to go for assistance, and not qualifying for services. The following table identifies barriers ever experienced by youth in accessing youth-related services (this information does not include missing values).

Table 4. Experienced the Following in Accessing Services

	11-17 years	18-25 years	Total
Lack of transportation	43	132	175
Did not have I.D./personal documents	30	90	120
Did not know where to go for help	25	74	99
Other reason	46	47	93
Felt uncomfortable	17	49	66
Placed on a wait list and never heard back	12	35	47
Did not qualify for services	19	25	44
Did not follow through or return for services	8	31	39
Language barrier	2	8	10
Has not experienced any issues in accessing services	1	8	9

Youth were asked to identify reasons for loss of housing or homeless status. Of youth that responded to the question, approximately 27% (n=100) were homeless 3 times or less in the past three years. The following table lists the reasons youth noted for being homeless (this information only includes those responses under "check all that apply"; the same youth may have responded to multiple reasons).

Table 5. Reasons for Loss of Housing or Becoming Homeless

	11-17 years	18-25 years	Total
Ran away/kicked out from my family home	46	125	171
Ran away/kicked out from a group home or foster home	4	20	24
Violence at home between family members	34	56	90
Differences with parents about religious beliefs	12	26	38
Because of some other reason*	55	106	161

* Identified as financial issues, family conflict, alcohol/drug use in home, parent deported/left, health issues.

II. BACKGROUND INFORMATION

Homelessness among youth is an issue of concern throughout the country. Many youth, whether unaccompanied or residing with friends and/or family, experience many of the same factors such as poverty, domestic violence, substance abuse, lack of housing stability, and mental health disorders that contribute to adult homelessness. Youth homelessness is often characterized through crisis resulting from family instability and breakdown, which result in youth running away from negative environments or through abandonment.

Risks Associated with Youth Homelessness:

- High Mobility (Residential and School) can lead to enrollment problems such as:
    - Lack of school or immunization records; and proof of residence or guardianship
- Loss and isolation
- Lack of transportation, regular meals, clothing, etc.
- May experience poor health, fatigue, and hunger
- Stigma, youth often face prejudice and misunderstanding
- Issues related to safety – (Street life/Violence)
- Youth taking on adult worries
- Discrimination based on sexual orientation or gender identity

According to the National Alliance to End Homelessness (NAEH) most recent report, State of Homelessness in America 2016 Report[1], unaccompanied homeless youth contribute to approximately 6.5 percent (36,907 people) of the overall homeless population according to the United States Department of Housing and Urban Development (HUD), Point-In-Time Counts nationally conducted. In the same report is it estimated that in 2015, in the State of California that approximately 9% of individuals that experience homelessness are unaccompanied children and youth. This number represents both sheltered and unsheltered children and youth, including transitional aged youth 18-24 years old.

The NAEH report also noted that PITCs may not present an accurate enumeration of homeless youth as communities are still adopting and developing strategies to ensure that homeless youth are captured during these counts.

In order to address the issue of youth homelessness in San Bernardino County, the Children's Network Policy Council (Policy Council) established the Homeless Youth Taskforce (Taskforce) in February 2010. The Taskforce was created to investigate the needs of homeless youth in the county and to find solutions to address those needs. Homeless youth are a distinct and vulnerable population in need of intensive, developmentally appropriate, and targeted support. The Taskforce seeks to raise awareness of the issue of child and youth homelessness, educate the public about the unique needs and challenges

[1] National Alliance to End Homelessness. (2016). State of Homelessness in America Report. Retrieved from http://www.endhomelessness.org/library/entry/SOH2016.

of this population, promote homeless youth prevention and intervention programs, reduce barriers to services, and coordinate efforts to reduce duplication and ensure efficiency.

The Taskforce is comprised of representatives of faith-based and community-based organizations, public and private agencies, concerned members of the public, and youth currently experiencing homelessness. In 2014, the Policy Council approved the transition of the Taskforce from the oversight of the Policy Council to the Interagency Council on Homelessness which oversees the implementation of the 10-Year Strategy to End Homelessness in San Bernardino County.

1. Understanding Youth Homelessness

The main question that arises in many communities is trying to determine what exactly is meant when we speak of youth homelessness. There are many different ways to describe youth homelessness, and this often is further muddled by the various descriptors used by separate agencies to define the homeless youth population. These different definitions lead to inaccurate comparisons based on enumeration methodologies by various federal agencies and homeless organizations that often present conflicting counts of this population.

The U.S. Department of Health and Human Services[2] uses the following:

- An individual or family who lacks housing, including whose primary residence during the night is a supervised public or private facility (e.g., shelters) that provides temporary living accommodations, and an individual who is a resident in transitional housing.
- A homeless person is an individual without permanent housing who may live on the streets; stay in a shelter, mission, single room occupancy facilities, abandoned building or vehicle; or in any other unstable or non-permanent situation, including living "doubled-up."

The California Department of Education[3] defines homelessness as:

- The term homeless children and youth mean individuals who lack a fixed, regular, and adequate nighttime residence. This definition also includes:
    - Children and youth who are sharing the housing of other persons due to loss of housing, economic hardship, or a similar reason
    - Children who may be living in motels, hotels, trailer parks, shelters, or awaiting foster care placement
    - Children and youth who have a primary nighttime residence that is a public or private place not designed for or ordinarily used as a regular sleeping accommodation for human beings
    - Children and youth who are living in cars, parks, public spaces, abandoned buildings, substandard housing, bus or train stations, or similar settings, or

[2] See: U.S. Department of Health and Human Services: Homelessness. http://www.hhs.gov/programs/social-services/homelessness/index.html.
[3] See: California Department of Education: Resources for Homeless Children and Youths. http://www.cde.ca.gov/sp/hs/cy/.

- Migratory children who qualify as homeless because they are children who are living in similar circumstances listed above

The U.S. Department of Housing and Urban Development[4] defines homelessness as:

- An individual who lacks a fixed, regular, and adequate nighttime residence;
- An individual who has a primary nighttime residence that is a public or private place not designed for or ordinarily used as a regular sleeping accommodation for human beings, including a car, park, abandoned building, bus or train station, airport, or camping ground;
- An individual or family living in a supervised publicly or privately operated shelter designated to provide temporary living arrangements;
- An individual or family who will imminently lose their housing; has no subsequent residence identified; and lacks the resources or support networks needed to obtain other permanent housing; and
- Unaccompanied youth and homeless families with children and youth defined as homeless under other Federal statutes who have experienced a long-term period without living independently in permanent housing, have experienced persistent instability as measured by frequent moves over such period, and can be expected to continue in such status for an extended period of time because of chronic conditions.

2. Survey Background

This is the third year the Taskforce decided to conduct an in-depth survey of youth within select cities in San Bernardino County as a result of the varying inconsistencies that exists with several youth counts as defined by the Department of Housing and Urban Development (HUD) and the Department of Education McKinney-Vento Act guidelines. In the 2015-2016 school year, there were 35,165 homeless public school students in San Bernardino County according to the Department of Education[5]. Through the HUD-mandated Point in Time Count[6], only 116 unsheltered and 69 sheltered children and youth were identified county-wide.

Such discrepancies pose challenges in obtaining much needed funding for these youth. Therefore, in 2015, the Taskforce took on the task of conducting a pilot survey in hopes of gaining more accurate data that reflected the needs of our communities. Since then the Taskforce has expanded the focus from four to six major areas of the County. Our volunteers made contact with over 370 youth self-identified as homeless or at-risk of homelessness. The following sections of this report present our findings, examine the challenges we faced, and a look forward to recommendations for next steps.

Our county had previously counted homeless youth during the HUD-mandated Point in Time Count. However, the Taskforce viewed several limitations with this count. The time frame in which the count

[4] 24 CFR Part 91, 582 and 583.
[5] San Bernardino County Superintendent of Schools. (2017). McKinney Vento homeless youth number.
[6] Institute for Urban Initiatives. (2017). San Bernardino County 2017 Homeless Count and Subpopulation Survey: Final Report. Retrieved from:
http://wp.sbcounty.gov/dbh/sbchp/wp-content/uploads/sites/2/2016/08/2017-SBC-HCSS.pdf.

was implemented, 6 a.m. to 10 a.m., did not lend itself to locating youth who may be living on the streets. Instead, the Taskforce recognized the need to hold a survey during the day, at a time when these youth were more visible in the community.

3. When was the survey administered?

The survey took place on April 13, 2017, during a 24 hour period and was made available online to participating regions to ensure surveys were available to youth during school and outside of school. The survey was implemented where large populations of unaccompanied homeless youth had been identified previously.

Through the Homeless Youth Survey we hope to achieve three main goals: 1) to more accurately depict the magnitude of the problem in our county, 2) to better understand the causes behind this problem and, 3) to utilize this data to capture additional funding to help support these youth in need and to make the system more responsive to their needs.

4. Who was considered homeless and surveyed?

Per guidelines set out by the Taskforce, a youth was considered homeless and surveyed when they fell within the following criteria:

- Living on the streets or in an area not meant for human habitation, such as a car or abandoned building;
- Residing in an emergency shelter and/or treatment facility (i.e. crisis residential);
- Residing in transitional housing designated for homeless families;
- Living in a motel or hotel; and
- Living in unstable housing situations such as "couch surfing."

5. Who was not considered homeless, however where still surveyed for homeless history?

Per guidelines set out by the Taskforce, a youth was not considered homeless and surveyed when they resided in one of the following places noted:

- Currently living in a house, apartment or unit with a parent, relative or guardian; and
- Currently residing in foster care homes or foster care group homes.

6. Who carried out the count?

The survey was administered this year electronically through SurveyMonkey® in collaboration with the Key Contact Leaders of each region and by youth (18 to 25) who made contact with approximately 370 youth. SurveyMonkey® is an online survey software tool that assists agencies in the creation and administration of professional online surveys. The survey was implemented in six major areas of San Bernardino County; the region's Transitional Age Youth (TAY) Centers served as the main youth deployment and contact sites for that area. In other areas, two service providers, including one youth shelter and one youth drop-in center, coordinated the survey administration in their regions. A "Train

the Trainer" session was conducted by the Office of Homeless Services in order to train the lead volunteers in each major area who in turn trained the youth volunteers. The key to the survey implementation was to keep it as peer driven as possible. Adults were on-site with the youth volunteers to ensure their safety and to assist with resources.

Youth who participated in the survey received a hygiene kit that included a homeless youth resource guide developed by the Taskforce and a gift card to be used for the purchase of food. The youth volunteers also received a gift card for their participation in administering the survey to their peers.

III. METHODOLOGY

In order to shed light on the plight of youth homelessness in San Bernardino County, the Taskforce conducted the following activities: 1) coordinated the administration of the youth survey within the piloted major areas; and 2) implemented the survey.

1. Coordinating the Administration of the Youth Survey

Coordinating the survey included the following activities: a) determining areas to be surveyed; b) establishing a youth survey regional key contact team; and c) involving similarly aged youth to participate as survey volunteers.

a. Determining Areas to be Surveyed

The survey was implemented in six major areas of San Bernardino County:

- **Morongo Basin** which consists of the areas surrounding the town of Yucca Valley, the city of Twentynine Palms, and the unincorporated areas of the Eastern High Desert region of San Bernardino County.
- **Mountain Region** which consisted primarily of the city of Big Bear and its surrounding unincorporated areas.
- The city of **Redlands** and its unincorporated areas.
- The city of **San Bernardino**, including areas of the city of Colton, and the unincorporated area of Muscoy.
- The city of **Victorville** and its unincorporated areas.
- **West Valley Region** which consisted primarily of the city of Rancho Cucamonga and its surrounding areas including unincorporated areas.

These areas were included in the survey coverage area through input from youth who were actively involved in the development of the survey, as areas where homeless youth tend to congregate. These areas tended to connect with cities that had functioning TAY Centers nearby, homeless youth shelters and/or youth drop in centers.

TAY Centers were created to provide integrated mental health and community services to transitional aged youth (16-25 years-old) who are unserved, underserved, inappropriately served and homeless, or at risk of becoming homeless. Transitional age youth typically have been over-represented in the Justice System and out-of-home (foster care, group homes, and institutions) placements. TAY Centers provide a high level of care with services that are gender specific, culturally, and linguistically appropriate to assist youth in their transition to adulthood and independence.

Homeless Youth Shelters generally provide short-term shelter for homeless and runaway youth between the ages of 11-17. These programs offer intensive individual, group, and family counseling with the goal of reuniting youth with their families whenever possible, preventing future issues that may destabilize the youth's housing, and providing youth with a safe place to go.

Youth Drop-In Centers provide safe locations and/or facilities where youth can access essential resources such as food, clothing, hygiene items, safe storage of their belongings, access to computers and phones, showers, and health services free of charge. These services provide youth with information on safe housing, mental health services, employment training, educational support, independent living skills, and referrals.

b. Establishing a Youth Survey Regional Key Contact Team

For each region of the county to be surveyed, a Key Contact Team was established and consisted of representatives from the Taskforce, the participating TAY Centers, Homeless Youth Shelter providers and Youth Drop-In Centers who were able to provide insight and knowledge regarding youth homelessness and strategies for youth specific outreach. This team also included various representatives from public and private agencies, local government, law enforcement, community- and faith-based organizations, youth advocates, and members of the public. Homeless and previously homeless youth were also contacted to serve as direct youth Key Leaders for all 6 major areas.

The Taskforce coordinated the Key Contact Teams with the San Bernardino County Department of Behavioral Health Transitional Age Youth Manager and staff to coordinate deployment sites or identify areas within the survey region where homeless youth congregate.

c. Involving Similarly-Aged Youth to Participate as Survey Volunteers.

The primary purpose of the Key Leaders was to raise youth awareness of the survey and actively involve and recruit other transitional aged youth to participate in the implementation of the survey. Volunteers were recruited both within the survey region and throughout the county from a wide range of youth oriented service providers and other interested community stakeholders.

Youth peers that volunteered to survey homeless in the regional areas included persons previously involved in the provision or receipt of direct youth services and youth currently participating in youth oriented support programs.

Handouts and recruitment materials were developed and distributed to recruit volunteers.

2. Implementing the Survey

The Youth Survey Instrument was administered by the youth volunteers to gather information regarding youth characteristics to assist the Taskforce and various organizations. A unique identifier was established to maintain confidentiality and to screen for duplicate entries (see Attachment A for the Survey Instrument).

Youth surveyors were instructed to collect the following information from every youth surveyed: first 3 letters of their first name, first 3 letters of their last name, state born, and age range.[7] Information gathered was input into a database for analysis and including missing variables and input errors.

[7] Age ranges included: A-(0-10 yr), B-(11-17yr), and C-(18-25 yr).

Additional demographic information such as race[8], ethnicity[9], gender identity[10], and sexual orientation[11] was also included in the survey, which served two purposes: assisting with the prevention of duplicative entries and basic demographics.

Survey implementation occurred through two main interactions within the regional area, which included street-based outreach, where youth volunteers went to pre-identified areas, and magnet events, where youth were encouraged to convene and participate to engage in the survey and to connect with resources and services.

a. Street-based Outreach

Teams of three youth volunteers were accompanied by one adult expert. Each team went to areas where youth had been known to gather such as skate parks and libraries. The youth volunteers approached the street youth and conducted the survey. Adult experts, who included social workers, licensed social services professionals, and trained individuals, were on scene if needed as subject matter experts.

b. Magnet Events

In some communities, the youth participants were told to meet at pre-designated areas. For example, one group stayed after school until the other students had departed and then met with a team of volunteers to take the survey. This proved successful in rural areas where transportation poses an issue. Partnering with the Homeless Liaisons at the various school districts proved to be vital in connecting with homeless youth to arrange for survey completion and the provision of available resources.

The youth interviewed described their experiences – how they became homeless, what life on the street is like, their interactions with police, their education and aspirations, their mental health experiences, how they go about getting help – the services they need, and the changes they would like to see happen in policy or regulations.

C. Online Survey

For the first time, youth had the option of taking the survey online during the 24-hour period. This allowed youth to answer the questions in private and eliminated the issue of school districts directly taking information they would have to report. All the information gathered was confidential. Those who took the survey online were able to collect a hygiene kit from their school district.

---

[8] Race: a) Black/African American, b) Native American or Alaskan Native, c) Asian, d) Native Hawaiian or Other Pacific Islander, e) White, and f) Two or more races.
[9] Yes or No answer to Hispanic or Latino.
[10] Current Gender Identity: a) female, b) male, c) transgender and identify as a girl or woman, d) transgender and identify as a boy or man, e) not sure, and f) other (please specify).
[11] How do you think of yourself?: a) Gay or Lesbian, b) Straight, c) Bisexual, d) Queer, e) Questioning, f) Other, g) I don't know, and h) prefer not to answer.

IV. HOMELESS YOUTH SURVEY SUMMARIES

In order to better understand the needs of youth that are homeless or at-risk of homelessness, the Taskforce's survey was designed to collect and report basic demographics and descriptors as part of the survey. Appendix A includes homeless youth subpopulation survey summaries (see pages 19-48). Appendix B includes youth survey summaries by region (see pages 50-77).

Survey questions were also compiled in order to ensure that youth specific data would be collected for the following:

- State Born:
    - CA;
    - Outside CA;
    - Outside U.S.A.
- Age Range:
    - 0-10 Years of Age;
    - 11-17 Years of Age;
    - 18-25 Years of Age.
- Ethnicity:
    - Hispanic or Latino.
- Race:
    - Black/African American;
    - Native American or Alaskan Native;
    - Asian;
    - Native Hawaiian or Other Pacific Islander;
    - White;
    - Two or more races.
- Gender Identity:
    - Female;
    - Male;
    - Transgender, and identify as a girl or woman;
    - Transgender, and identify as a boy or man;
    - Not Sure;
    - Other.
- Sexual Orientation:
    - Gay or Lesbian;
    - Straight;
    - Bisexual;
    - Queer;
    - Questioning;
    - Other;
    - I don't know;
    - Prefer not to answer.

- Housing Status and Stability
- Education
- Employment
- Foster Care
- Justice System Involvement
- Accessing Services
- Household Status
- Disability Status
- Military Service

V. RECOMMENDATIONS FOR IMPROVING HOMELESS YOUTH SERVICES

This section outlines opportunities that the Taskforce has identified to assist youth service planners to improve youth related services within the region. These opportunities are aligned with the San Bernardino County Homeless Partnership's 10-Year Strategy to End Homelessness and its update, Recalibrating for Results[12].

Next steps include the following five recommendations:

Recommendation 1: Examine Transportation Resources Available for Youth

Youth expressed the need for transportation resources to access services such as emergency shelter, food banks, counseling and mental health services, etc. Transportation is an ongoing issue within San Bernardino County as the region encompasses more the 20,000-square-miles, larger than the state of Rhode Island. There are 9,411 roadway miles in San Bernardino County which is the second largest number for a county in the State. Providing transportation is expensive, particularly because the county is so large.

According to the United States Department of Transportation[13], socioeconomic conditions such as income, disabilities, gender, ethnicity, and education are all factors affecting mobility. Homeless youth also face structural obstacles due to lack of transportation such as the need to make multiple trips for eligibility and program requirements for essential services and access to mainstream resources. Application processes can be lengthy and complicated. Due to a homeless youth's lack of stability, completing requirements and meeting with providers and agencies can be difficult.

The Taskforce recommends exploring potential solutions to increase access to transportation for homeless youth to increase access to services such as emergency shelters, community and behavioral health clinics, DMV and educational institutions. For example, OmniTrans offers a *GoSmart*[14] program which provides students at participating schools, colleges and universities in the San Bernardino Valley unlimited rides on OmniTrans fixed routes. The *GoSmart* program is a discounted fare program in which OmniTrans negotiates pricing with partner organizations. Funding comes from student fees and/or administrative sources. An opportunity would be to study the benefits of such systems to enhance services provided by local youth shelters and/or drop in centers.

Additionally OmniTrans offers a Travel Training program that helps individuals go where they want by teaching them to use the public transportation system. The free program works with seniors and persons with disabilities, helping them understand how to use OmniTrans bus system. It gives participants the information, the confidence and the skills they need to enjoy all the benefits of riding

---

[12] San Bernardino County Homeless Partnership Website. (2015). 10 Year Strategy to End Homelessness in the County of San Bernardino. Website accessed on October 19, 2015: http://www.sbcounty.gov/dbh/sbchp/Tenyearstrategy.aspx

[13] United States Department of Transportation. (2015). Research, statistics, and technology. Website access on October 19, 2015: https://www.transportation.gov/research-and-statistics

[14] Omnitrans. (2015). GoSmart Program. Website accessed on October 19, 2015: http://www.omnitrans.org/fares-passes/gosmart/

the bus. This service can be utilized to enhance services provided by local youth shelters/ or drop in centers to assist youth and their families in using the public transportation system.

Recommendation 2: Outreach and Education Campaign on Resources Available

The Taskforce encourages the development of a campaign to educate homeless youth, transitional aged youth, and/or youth estranged from their families on available services, resources, and effective transitions to independence.

The Taskforce recommends expanding the development of a peer-aged Youth Street Outreach Team to work directly with the homeless youth and at-risk youth service providers to identify youth resources available, and assist in the planning, implementation, and evaluation of youth outreach programming. Identifying funding sources for this type of campaign and outreach team may be useful to its creation and sustainability.

In 2016 the Taskforce formed a West End Youth Ambassador Group that includes the TAY population that has experienced recovery with mental health and substance abuse. The Group consists of youth ambassadors who are or have experienced homelessness to assist the Taskforce with identifying other homeless youth who are disconnected from school and who are not aware of services that are available. These youth have also been engaged to assist with the youth survey. The Ambassador Group has recently expanded and formed a Central Valley Youth Ambassador Group.

It is recommended that an outreach campaign take into account the unique needs of homeless youth to support their access to mainstream federal, state, and local programs. The Taskforce encourages the following educational interventions:

- Increasing awareness of housing/shelter resources
- Increasing awareness of the Department of Motor Vehicles No Fee Identification Card Program
    - Train future peer surveyors to inform youth about the No Fee program when youth respond as not having an ID/or personal documents when asked about their experience accessing services.
- Increasing awareness of Mental and Public Health services available
- Increasing awareness of alcohol/drug use services available
- Identify and increase awareness of immigrant deportation services available
    - collaboration and coordination with local Consulates in the County to identify and gather information on current services available to youth and their families affected by deportation of a family member
- The continued identification and/or expansion of youth drop-in centers
    - collaboration and coordination with the local municipalities and other local jurisdictions to identify and gather information on all current and potential services available to homeless youth
- Training for service providers on the needs and resource available to homeless youth
- Improved use of technology to reach out to homeless youth
- Coordination and collaboration with public and non-profit providers to prioritizing access and services for homeless youth
- Increasing data collection efforts

- Training for businesses on the needs and resources available to homeless youth
- Mapping of resources and gaps in services throughout the County

Recommendation 3: Develop a Support Structure to Promote Youth Housing Stability

Based on the results of the survey, the Taskforce recommends looking at housing for homeless youth that is flexible and able to accommodate the unique needs of youth, particularly transitional age youth and foster youth as they enter into homelessness with diverse needs. Housing programs should be based on a continuum of housing that emphasizes youth-centered assistance to promote independent living, such as:

- Prevention services, including outreach
- Crisis stabilization
- Proactive family reconciliation
- Emergency or Temporary shelter
- Host homes, where a youth lives with a host family in which they can participate in the everyday activities of family and community life
- Youth focused transitional housing programs
- Short to long term rental assistance
- Permanent supportive housing

Individualized case management and needs assessments are an essential component in developing an effective array of services to meet the particular needs of each homeless youth.

Recommendation 4: Develop a Support Structure to Promote Educational Attainment

When doing outreach to youth, the taskforce will connect homeless and unaccompanied youth to educational services and homeless liaisons at school districts, charter schools, colleges and universities. In order to encourage youth to continue their education, the taskforce recommends:

- Connecting youth, when appropriate, to GED programs, Regional Occupation Programs, and Adult Education Programs
- Develop scholarships specific to homeless youth for educational attainment after high school, including technical trade schools, community colleges, and universities
- Collaborate with local educational institutions to facilitate connections to our youth as early as possible
- Establishing a relationship with programs such as Job Corps to train our youth for the type of jobs available in our county
- Utilize Youth Ambassadors to communicate to youth about the importance of finishing high school and/or attaining higher education.

Recommendation 5: Income/Employment Services Campaign on Resources Available

Youth described financial issues such as poverty, lack of income, loss of employment as a factor in leading to homelessness. The Taskforce recommends the development of a targeted campaign with

local employment resources to assist youth and, when appropriate, their families in obtaining employment.

The Taskforce will continue collaborating with the San Bernardino County Workforce Development Board (WDB) to educate homeless eligible youth, ages 16 to 24, how to access the variety of career and educational services through Workforce Innovation and Opportunity Act (WIOA) funded programs. WIOA Youth Programs are designed to help enhance job skills, develop leadership qualities, explore career options, participate in adult and peer mentoring opportunities, and take advantage of work experiences. These services are available in all regions of the County.

The Taskforce will also continue collaborating with San Bernardino County WDB to educate homeless adults about America's Job Centers of California. There are three centers in the County to provide residents an easy one-stop access point to the state's employment services. Services for job seekers include assistance in assessing skills, finding job opportunities and training, preparing resumes, and much more.

Appendix A: Homeless Youth Subpopulation Survey Summaries

Age (11-17 Years)

Total Surveyed: 117

- State Born:
  - 83.8% or 98 were born in CA;
  - 6.8% or 8 were born in another state outside of CA;
  - 6.8% or 8 were born outside the United States.

- Ethnicity:
  - 47% or 55 identified as Hispanic or Latino.

- Race:
  - 15.5% or 35 were Black/African American;
  - 0% or 0 were Native American or Alaskan Native
  - 1.7% or 2 was Asian;
  - 6.8% or 8 were Native Hawaiian or Other Pacific Islander;
  - 33.3% or 39 were White;
  - 22.2% or 26 identified as two or more races;
  - 6% or 7 did not have a recorded answer.

- Gender Identity:
  - 51.3% or 60 identified as Female;
  - 47.9% or 56 identified as Male;
  - 0% or 0 identified as Transgender, and identify as a girl or woman;
  - 0% or 0 identified as Transgender, and identify as a boy or man;
  - 0% or 0 identified as not sure;
  - 0.9% or 1 identified as other;
  - 0% or 0 did not have a recorded answer.

- Sexual Orientation:
  - 5.1% or 6 were Gay or Lesbian;
  - 89.7% or 105 were Straight;
  - 1.7% or 2 were Bisexual;
  - 0% or 0 were Queer;
  - 0% or 0 were Questioning;
  - 0% or 0 were Other;
  - 0% or 0 responded I don’t know;
  - 2.6% or 3 preferred not to answer;
  - 0.9% or 1 did not have a recorded answer.

- Housing Status and Stability:

  - Where did you stay last night?
    - 33.3% or 39 stayed at the home of parent, guardian or foster parent;
    - 41% or 48 stayed at the home of a friend or other relative's home - indoors, on a couch or in place meant for regular sleeping;
    - 3.4% or 4 stayed at the home of a friend or other relative's home - outdoors or indoors in a place not meant for regular sleeping;
    - 0.9% or 1 stayed in a group home;
    - 6% or 7 stayed at the home of their partner, boyfriend, or girlfriend;
    - 0.9% or 1 stayed with someone they did not know because they needed a place to stay;
    - 5.1% or 6 stayed at a youth or adult shelter;
    - 0% or 0 stayed at a transitional living program
    - 0% or 0 stayed at a hotel/motel paid for by a government program or nonprofit organization;
    - 0.9% or 1 stayed at a hotel/motel paid for by some other way;
    - 1.7% or 2 stayed outdoors or in a public place, like a park, the street, a campground, a train or bus station, etc.;
    - 0% or 0 stayed in an abandoned building or squatted;
    - 0% or 0 stayed in a car, bus, or RV;
    - 0.9% or 1 stayed in a hospital, psychiatric facility, or drug/alcohol treatment center;
    - 0.9% or 1 stayed in a juvenile detention, jail, or prison;
    - 0% or 0 stayed somewhere else;
    - 5.1% or 6 did not have a recorded answer.

  - How long have you been staying there?
    - 6.8% or 8 have been staying there for days;
    - 8.5% or 10 have been staying there for weeks;
    - 42.7% or 50 have been staying there for months;
    - 35% or 41 have been staying there for years;
    - 6.8% or 8 did not have a recorded answer.

  - Do you think you can stay there for the next 14 days without being asked to leave?
    - 76.9% or 90 responded “yes”;
    - 6% or 7 responded “no”;
    - 15.4% or 18 responded “I don’t know”;
    - 1.7% or 2 did not have a recorded answer.

  - How long have you been without a home, or a regular place to stay?
    - 9.4% or 11 have been without a home or place to stay for days;

        - 6% or 7 have been without a home or place to stay for weeks;
        - 34.2% or 40 have been without a home or place to stay for months;
        - 27.4% or 32 have been without a home or place to stay for years;
        - 23.1% or 27 did not have a recorded answer.

    - Thinking about the past 3 years, how many different times have you been without a home, or a regular place to stay?
        - 6.8% or 8 responded 0 times;
        - 29.1% or 34 responded 1-3 times;
        - 22.3% or 26 responded 4-10 times;
        - 28.5% or 33 responded 11-50 times;
        - 13.7% or 16 did not have a recorded answer.

    - Ran away/kicked out from my family home.
        - 39.3% or 46 responded "yes".

    - Ran away/kicked out from a group home or foster home.
        - 3.4% or 4 responded "yes".

    - Violence at home between family members.
        - 29.1% or 34 responded "yes".

    - Difference with parents about religious beliefs.
        - 10.3% or 12 responded "yes".

    - Left home because of some other reason
        - 47% or 55 responded "yes"[15].

- Education

    - Highest grade completed?
        - 6% or 7 completed 8th grade or less;
        - 85.5% or 100 completed 9th to 11th grade;
        - 7.7% or 9 completed 12th grade (diploma);
        - 0% or 0 completed GED certificate;
        - 0.9% or 1 completed some college;
        - 0% or 0 completed an Associate's degree;
        - 0% or 0 completed a Bachelor's degree;
        - 0% or 0 completed Post-secondary training;

[15] The majority of responses to "left home because of some other reason" were as a result of the financial reasons, family conflict/differences, alcohol and drug use in household, parent deported, parent left, health issues.

        - 0% or 0 did not have a recorded answer.

    - Are you currently attending or enrolled in school?
        - 92.3% or 108 responded “yes”;
        - 7.7% or 9 responded “no”;
        - 0% or 0 did not have a recorded answer.

- Employment (have a job, paid internship, or other type of employment)
    - 18.8% or 22 responded “yes”;
    - 79.5% or 93 responded “no”;
    - 1.7% or 2 did not have a recorded answer.

- Have you ever been in foster care?
    - 19.7% or 23 responded “yes”;
    - 75.2% or 88 responded “no”;
    - 5.1% or 6 responded “I don’t know/not sure”;
    - 0% or 0 did not have a recorded answer.

- Justice System Involvement
    - 22.2% or 26 responded “yes”;
    - 77.8% or 91 responded “no”;
    - 3.6% or 0 did not have a recorded answer.

- Accessing Services and issues experienced

    - Are you currently accessing any services in the community?
        - 25.6% or 30 responded “yes”;
        - 72.6% or 85 responded “no”;
        - 1.7% or 2 did not have a recorded answer.

    - Lack of transportation.
        - 43 responded “yes”.

    - Did not have I.D./personal documents.
        - 30 responded “yes”.

    - Did not know where to go for help.
        - 25 responded “yes”.

    - Did not qualify for services.
        - 19 responded “yes”.

- Placed on a wait list and never heard back.
    - 12 responded “yes”.

- Did not follow through or return for services.
    - 8 responded “yes”.

- Language barrier.
    - 2 responded “yes”.

- Felt uncomfortable.
    - 17 responded “yes”.

- Some other reason.
    - 46 responded “yes”.

- Have not experienced any issues.
    - 1 responded “yes”.

- Household Status

    - How many biological children do you have?
        - 93.2% or 109 responded as having 0 children;
        - 4.3% or 5 responded as having 1 child;
        - 2.6% or 3 did not have a recorded answer.

    - How many of your children are currently living with you?
        - 94% or 110 responded as having 0 children living with them;
        - 1.7% or 2 responded as having 1 child living with them;
        - 0.9% or 1 responded as having 2 children living with them;
        - 3.4% or 4 did not have a recorded answer.

    - Are you currently pregnant, or have you recently gotten someone else pregnant?
        - 2.6% or 3 responded “yes”;
        - 90.6% or 106 responded “no”;
        - 3.4% or 4 responded “I don’t know/not sure”;
        - 1.7% or 2 preferred not to answer;
        - 1.7% or 2 did not have a recorded answer.

- Has a doctor or health professional ever told you that you have a physical, mental, emotional, or developmental disability?
    - 22.2% or 26 responded “yes”;
    - 76.9% or 90 responded “no”;

    - 0.9% or 1 did not have a recorded answer.

- Military Service
    - 0% or 0 responded “yes”;
    - 98.3% or 115 responded “no”;
    - 1.7% or 2 did not have a recorded answer.

Age (18-25 Years)

Total Surveyed: 250

- State Born:
  - 81.6% or 204 were born in CA;
  - 12.8% or 32 were born in another state outside of CA;
  - 2.4% or 6 were born outside the United States;
  - 3.2% or 8 did not have a recorded answer.

- Ethnicity:
  - 36.8% or 92 identified as Hispanic or Latino.

- Race:
  - 25.6% or 64 were Black/African American;
  - 0.8% or 2 were Native American or Alaskan Native;
  - 0.4% or 1 was Asian;
  - 4% or 10 was Native Hawaiian or Other Pacific Islander;
  - 42.8% or 107 were White;
  - 20.8% or 52 identified as two or more races;
  - 5.6% or 14 did not have a recorded answer.

- Gender Identity:
  - 31.2% or 78 identified as Female;
  - 65.6% or 164 identified as Male;
  - 1.2% or 3 identified as Transgender, and identify as a girl or woman;
  - 0.4% or 1 identified as Transgender, and identify as a boy or man;
  - 0.4% or 1 identified as not sure;
  - 0% or 0 identified as other;
  - 1.2% or 3 did not have a recorded answer.

- Sexual Orientation:
  - 4% or 10 were Gay or Lesbian;
  - 82.8% or 207 were Straight;
  - 7.2% or 18 were Bisexual;
  - 0% or 0 were Queer;
  - 0.8% or 2 were Questioning;
  - 2.4% or 6 were Other;
  - 0% or 0 responded I don’t know;
  - 1.6 % or 4 preferred not to answer;
  - 1.2% or 3 did not have a recorded answer.

- Housing Status and Stability:

  - Where did you stay last night?
    - 6.8% or 17 stayed at the home of parent, guardian or foster parent;
    - 32% or 80 stayed at the home of a friend or other relative's home - indoors, on a couch or in place meant for regular sleeping;
    - 8% or 20 stayed at the home of a Friend or other relative's home - outdoors or indoors in a place not meant for regular sleeping;
    - 3.2% or 8 stayed in a group home;
    - 4.4% or 11 stayed at the home of their partner, boyfriend, or girlfriend;
    - 1.2% or 3 stayed with someone they did not know because they needed a place to stay;
    - 5.2% or 13 stayed at a youth or adult shelter;
    - 2% or 5 stayed at a transitional living program
    - 0.4% or 1 stayed at a hotel/motel paid for by a government program or nonprofit organization;
    - 0.8% or 2 stayed at a hotel/motel paid for by some other way;
    - 14.8% or 37 stayed outdoors or in a public place, like a park, the street, a campground, a train or bus station, etc.;
    - 3.2% or 8 stayed in an abandoned building or squatted;
    - 6% or 15 stayed in a car, bus, or RV;
    - 0.8% or 2 stayed in a hospital, psychiatric facility, or drug/alcohol treatment center;
    - 0.4% or 1 stayed in a juvenile detention, jail, or prison;
    - 5.2% or 13 stayed somewhere else;
    - 5.6% or 14 did not have a recorded answer.

  - How long have you been staying there?
    - 14.4% or 36 have been staying there for days;
    - 12% or 30 have been staying there for weeks;
    - 38.4% or 96 have been staying there for months;
    - 24.4% or 61 have been staying there for years;
    - 10.8% or 27 did not have a recorded answer.

  - Do you think you can stay there for the next 14 days without being asked to leave?
    - 54.8% or 137 responded “yes”;
    - 17.2% or 43 responded “no”;
    - 25.2% or 63 responded “I don’t know”;
    - 2.8% or 7 did not have a recorded answer.

  - How long have you been without a home, or a regular place to stay?
    - 4% or 10 have been without a home or place to stay for days;

        - 5.2% or 13 have been without a home or place to stay for weeks;
        - 32.8% or 82 have been without a home or place to stay for months;
        - 41.2% or 103 have been without a home or place to stay for years;
        - 16.8% or 42 did not have a recorded answer.

    - Thinking about the past 3 years, how many different times have you been without a home, or a regular place to stay?
        - 0.4% or 1 responded 0 times;
        - 22.4% or 56 responded 1-3 times;
        - 22% or 55 responded 4-10 times;
        - 40.4% or 101 responded 11-50 times;
        - 2% or 5 responded 51-100 times;
        - 12.8% or 32 did not have a recorded answer.

    - Ran away/kicked out from my family home.
        - 50% or 125 responded "yes".

    - Ran away/kicked out from a group home or foster home.
        - 8% or 20 responded "yes".

    - Violence at home between family members.
        - 22.4% or 56 responded "yes".

    - Difference with parents about religious beliefs.
        - 10.4% or 26 responded "yes".

    - Left home because of some other reason
        - 42.4% or 106 responded "yes"[16].

- Education

    - Highest grade completed?
        - 2.4% or 6 completed 8th grade or less;
        - 49.2% or 123 completed 9th to 11th grade;
        - 30.8% or 77 completed 12th grade (diploma);
        - 5.6% or 14 completed GED certificate;
        - 7.2% or 18 completed some college;
        - 0.4% or 1 completed an Associate's degree;
        - 0.4% or 1 completed a Bachelor's degree;

[16] The majority of responses to "left home because of some other reason" were as a result of the financial reasons, family conflict/differences, alcohol and drug use in household, parent deported, parent left, health issues.

        - 1.2% or 3 completed Post-secondary training;
        - 2.8% or 7 did not have a recorded answer.

    - Are you currently attending or enrolled in school?
        - 37.6% or 94 responded “yes”;
        - 60.8% or 152 responded “no”;
        - 1.6% or 4 did not have a recorded answer.

- Employment (have a job, paid internship, or other type of employment)
    - 22% or 55 responded “yes”;
    - 76.4% or 191 responded “no”;
    - 1.6% or 4 did not have a recorded answer.

- Have you ever been in foster care?
    - 24.8% or 62 responded “yes”;
    - 69.6% or 174 responded “no”;
    - 4.4% or 11 responded “I don’t know/not sure”;
    - 1.2% or 3 did not have a recorded answer.

- Justice System Involvement
    - 37.2% or 93 responded “yes”;
    - 60.8% or 152 responded “no”;
    - 2% or 5 did not have a recorded answer.

- Accessing Services and issues experienced

    - Are you currently accessing any services in the community?
        - 52.4% or 131 responded “yes”;
        - 45.6% or 114 responded “no”;
        - 2% or 5 did not have a recorded answer.

    - Lack of transportation.
        - 132 responded “yes”.

    - Did not have I.D./personal documents.
        - 90 responded “yes”.

    - Did not know where to go for help.
        - 74 responded “yes”.

    - Did not qualify for services.
        - 25 responded “yes”.

- Placed on a wait list and never heard back.
    - 35 responded “yes”.

- Did not follow through or return for services.
    - 31 responded “yes”.

- Language barrier.
    - 8 responded “yes”.

- Felt uncomfortable.
    - 49 responded “yes”.

- Some other reason.
    - 47 responded “yes”.

- Have not experienced any issues.
    - 8 responded “yes”.

- Household Status

    - How many biological children do you have?
        - 81.2% or 203 responded as having 0 children;
        - 8.8% or 22 responded as having 1 child;
        - 3.6% or 9 responded as having 2 children;
        - 1.2% or 3 responded as having 3 children;
        - 1.6% or 4 responded as having 4 children;
        - 3.6% or 9 did not have a recorded answer.

    - How many of your children are currently living with you?
        - 89.6% or 224 responded as having 0 children living with them;
        - 4.4% or 11 responded as having 1 child living with them;
        - 0.8% or 2 responded as having 2 children living with them;
        - 0.4% or 1 responded as having 3 children living with them;
        - 4.8% or 12 did not have a recorded answer.

    - Are you currently pregnant, or have you recently gotten someone else pregnant?
        - 4.4% or 11 responded “yes”;
        - 87.2% or 218 responded “no”;
        - 3.6% or 9 responded “I don’t know/not sure”;
        - 4.8% or 12 did not have a recorded answer.

- Has a doctor or health professional ever told you that you have a physical, mental, emotional, or developmental disability?
    - 36.8% or 92 responded “yes”;
    - 61.2% or 153 responded “no”;
    - 2% or 5 did not have a recorded answer.

- Military Service
    - 4% or 10 responded “yes”;
    - 94.4% or 236 responded “no”;
    - 1.6% or 4 did not have a recorded answer.

All

Total Surveyed: 374

- State Born:
  - 82.1% or 307 were born in CA;
  - 10.7% or 40 were born in another state outside of CA;
  - 3.7% or 14 were born outside the United States;
  - 3.5% or 13 did not have a recorded answer.

- Age
  - 0% or 0 were 0-10 years of age;
  - 31.3% or 117 were 11-17 years of age;
  - 66.8% or 250 were 18-25 years of age;
  - 1.9% or 7 did not have a recorded answer.

- Ethnicity:
  - 39.6% or 148 identified as Hispanic or Latino.

- Race:
  - 27% or 101 were Black/African American;
  - 0.5% or 2 were Native American or Alaskan Native
  - 0.8% or 3 were Asian;
  - 5.3% or 20 was Native Hawaiian or Other Pacific Islander;
  - 39.8% or 149 were White;
  - 20.9% or 78 identified as two or more races;
  - 5.6% or 21 did not have a recorded answer.

- Gender Identity:
  - 38% or 142 identified as Female;
  - 59.6% or 223 identified as Male;
  - 0.8% or 3 identified as Transgender, and identify as a girl or woman;
  - 0.3% or 1 identified as Transgender, and identify as a boy or man;
  - 0.3% or 1 identified as not sure;
  - 0.3% or 1 identified as other;
  - 0.8% or 3 did not have a recorded answer.

- Sexual Orientation:
  - 4.3% or 16 were Gay or Lesbian;
  - 84.5% or 316 were Straight;
  - 5.6% or 21 were Bisexual;
  - 0 % or 0 were Queer;

- 0.5% or 2 were Questioning;
- 1.6% or 6 were Other;
- 0% or 0 responded I don't know;
- 2.1% or 8 preferred not to answer;
- 1.3% or 5 did not have a recorded answer.

- Housing Status and Stability:

  - Where did you stay last night?
    - 15.2% or 57 stayed at the home of parent, guardian or foster parent;
    - 34.5% or 129 stayed at the home of a friend or other relative's home - indoors, on a couch or in place meant for regular sleeping;
    - 6.7% or 25 stayed at the home of a Friend or other relative's home - outdoors or indoors in a place not meant for regular sleeping;
    - 2.4% or 9 stayed in a group home;
    - 4.8% or 18 stayed at the home of their partner, boyfriend, or girlfriend;
    - 1.1% or 4 stayed with someone they did not know because they needed a place to stay;
    - 5.1% or 19 stayed at a youth or adult shelter;
    - 1.3% or 5 stayed at a transitional living program
    - 0.3% or 1 stayed at a hotel/motel paid for by a government program or nonprofit organization;
    - 0.8% or 3 stayed at a hotel/motel paid for by some other way;
    - 10.7% or 40 stayed outdoors or in a public place, like a park, the street, a campground, a train or bus station, etc.;
    - 2.1% or 8 stayed in an abandoned building or squatted;
    - 4% or 15 stayed in a car, bus, or RV;
    - 0.8% or 3 stayed in a hospital, psychiatric facility, or drug/alcohol treatment center;
    - 0.5% or 2 stayed in a juvenile detention, jail, or prison
    - 3.7% or 14 stayed somewhere else;
    - 5.9% or 22 did not have a recorded answer.

  - How long have you been staying there?
    - 11.8% or 44 have been staying there for days;
    - 10.7% or 40 have been staying there for weeks;
    - 39.3% or 147 have been staying there for months;
    - 28.1% or 105 have been staying there for years;
    - 10.2% or 38 did not have a recorded answer.

  - Do you think you can stay there for the next 14 days without being asked to leave?
    - 61% or 228 responded "yes";

        - 13.6% or 51 responded “no”;
        - 23% or 86 responded “I don’t know”;
        - 2.4% or 9 did not have a recorded answer.

    - How long have you been without a home, or a regular place to stay?
        - 5.6% or 21 have been without a home or place to stay for days;
        - 5.3% or 20 have been without a home or place to stay for weeks;
        - 32.9% or 123 have been without a home or place to stay for months;
        - 36.6% or 137 have been without a home or place to stay for years;
        - 19.5% or 73 did not have a recorded answer.

    - Thinking about the past 3 years, how many different times have you been without a home, or a regular place to stay?
        - 2.4% or 9 responded 0 times;
        - 24.3% or 91 responded 1-3 times;
        - 22.4% or 84 responded 4-10 times;
        - 36.6% or 136 responded 11-50 times;
        - 1.5% or 5 responded 51-100 times;
        - 13.1% or 49 did not have a recorded answer.

    - Ran away/kicked out from my family home.
        - 46.3% or 173 responded “yes”.

    - Ran away/kicked out from a group home or foster home.
        - 6.7% or 25 responded “yes”.

    - Violence at home between family members.
        - 24.6% or 92 responded “yes”.

    - Difference with parents about religious beliefs.
        - 10.2% or 38 responded “yes”.

    - Left home because of some other reason
        - 43.6% or 163 responded “yes”[17].

- Education

    - Highest grade completed?
        - 3.5% or 13 completed 8th grade or less;

[17] The majority of responses to “left home because of some other reason” were as a result of the financial reasons, family conflict/differences, alcohol and drug use in household, parent deported, parent left, health issues.

        - 60.2% or 225 completed 9th to 11th grade;
        - 23.5% or 88 completed 12th grade (diploma);
        - 3.7% or 14 completed GED certificate;
        - 5.1% or 19 completed some college;
        - 0.3% or 1 completed an Associate's degree;
        - 0.5% or 2 completed a Bachelor's degree;
        - 1.1% or 4 completed Post-secondary training;
        - 2.1% or 8 did not have a recorded answer.

    - Are you currently attending or enrolled in school?
        - 54.3% or 203 responded "yes";
        - 44.1% or 165 responded "no";
        - 1.6% or 6 did not have a recorded answer.

- Employment (have a job, paid internship, or other type of employment)
    - 20.6% or 77 responded "yes";
    - 77.3% or 289 responded "no";
    - 2.1% or 8 did not have a recorded answer.

- Have you ever been in foster care?
    - 23.3% or 87 responded "yes";
    - 70.6% or 264 responded "no";
    - 4.8% or 18 responded "I don't know/not sure";
    - 1.3% or 5 did not have a recorded answer.

- Justice System Involvement
    - 32.1% or 120 responded "yes";
    - 66% or 247 responded "no";
    - 1.9% or 7 did not have a recorded answer.

- Accessing Services and issues experienced

    - Are you currently accessing any services in the community?
        - 43.6% or 163 responded "yes";
        - 54% or 202 responded "no";
        - 2.4% or 9 did not have a recorded answer.

    - Lack of transportation.
        - 179 responded "yes".

    - Did not have I.D./personal documents.
        - 122 responded "yes".

- Did not know where to go for help.
    - 103 responded “yes”.

- Did not qualify for services.
    - 44 responded “yes”.

- Placed on a wait list and never heard back.
    - 47 responded “yes”.

- Did not follow through or return for services.
    - 39 responded “yes”.

- Language barrier.
    - 10 responded “yes”.

- Felt uncomfortable.
    - 67 responded “yes”.

- Some other reason.
    - 93 responded “yes”.

- Have not experienced any issues.
    - 9 responded “yes”.

- Household Status

    - How many biological children do you have?
        - 84.2% or 315 responded as having 0 children;
        - 7.2% or 27 responded as having 1 child;
        - 2.4% or 9 responded as having 2 children;
        - 1.1% or 4 responded as having 3 children;
        - 1.1% or 4 responded as having 4 children;
        - 0.3% or 1 responded as having 5 children;
        - 3.7% or 14 did not have a recorded answer.

    - How many of your children are currently living with you?
        - 90.4% or 338 responded as having 0 children living with them;
        - 3.5% or 13 responded as having 1 child living with them;
        - 0.8% or 3 responded as having 2 children living with them;
        - 0.3% or 1 responded as having 3 children living with them;
        - 5.1% or 19 did not have a recorded answer.

- Are you currently pregnant, or have you recently gotten someone else pregnant?
    - 3.7% or 14 responded “yes”;
    - 88% or 329 responded “no”;
    - 3.5% or 13 responded “I don’t know/not sure”;
    - 0.5% or 2 preferred not to answer;
    - 4.3% or 16 did not have a recorded answer.

- Has a doctor or health professional ever told you that you have a physical, mental, emotional, or developmental disability?
    - 32.1% or 120 responded “yes”;
    - 66% or 247 responded “no”;
    - 1.9% or 7 did not have a recorded answer.

- Military Service
    - 2.7% or 10 responded “yes”;
    - 95.7% or 358 responded “no”;
    - 1.6% or 6 did not have a recorded answer.

Female

Total Surveyed: 142

- State Born:
    - 82.4% or 117 were born in CA;
    - 8.5% or 12 were born in another state outside of CA;
    - 4.9% or 7 were born outside the United States;
    - 4.2% or 6 did not have a recorded answer.

- Age
    - 42.3% or 60 were 11-17 years of age;
    - 54.9% or 78 were 18-25 years of age;
    - 2.8% or 4 did not have a recorded answer.

- Ethnicity:
    - 46.5% or 66 identified as Hispanic or Latino.

- Race:
    - 23.2% or 33 were Black/African American;
    - 0.7% or 1 was Native American or Alaskan Native;
    - 2.1% or 3 were Asian;
    - 5.6% or 8 were Native Hawaiian or Other Pacific Islander;
    - 43.7% or 62 were White;
    - 19% or 27 identified as two or more races;
    - 5.6% or 8 did not have a recorded answer.

- Sexual Orientation:
    - 5.6% or 8 were Gay or Lesbian;
    - 81.0% or 115 were Straight;
    - 9.2% or 13 were Bisexual;
    - 0.7% or 1 were Questioning;
    - 0.7% or 1 were Other;
    - 2.1% or 3 preferred not to answer;
    - 0.7% or 1 did not have a recorded answer.

- Housing Status and Stability:

    - Where did you stay last night?
        - 17.6% or 25 stayed at the home of parent, guardian or foster parent;

    - 43.7% or 62 stayed at the home of a friend or other relative's home - indoors, on a couch or in place meant for regular sleeping;
    - 6.3% or 9 stayed at the home of a Friend or other relative's home - outdoors or indoors in a place not meant for regular sleeping;
    - 0.7% or 1 stayed in a group home;
    - 7.7% or 11 stayed at the home of their partner, boyfriend, or girlfriend;
    - 0.7% or 1 stayed with someone they did not know because they needed a place to stay;
    - 3.5% or 5 stayed at a youth or adult shelter;
    - 0.7% or 1 stayed at a transitional living program
    - 0.7% or 1 stayed at a hotel/motel paid for by a government program or nonprofit organization;
    - 0.7% or 1 stayed at a hotel/motel paid for by some other way;
    - 5.6% or 8 stayed outdoors or in a public place, like a park, the street, a campground, a train or bus station, etc.;
    - 2.8% or 4 stayed in a car, bus, or RV;
    - 0.7% or 1 stayed in a juvenile detention, jail, or prison
    - 2.1% or 3 stayed somewhere else;
    - 6.3% or 9 did not have a recorded answer.

- How long have you been staying there?
    - 10.6% or 15 have been staying there for days;
    - 8.5% or 12 have been staying there for weeks;
    - 45.8% or 65 have been staying there for months;
    - 25.4% or 36 have been staying there for years;
    - 9.9% or 14 did not have a recorded answer.

- Do you think you can stay there for the next 14 days without being asked to leave?
    - 66.2% or 94 responded “yes”;
    - 10.6% or 15 responded “no”;
    - 22.5% or 32 responded “I don’t know”;
    - 0.7% or 1 did not have a recorded answer.

- How long have you been without a home, or a regular place to stay?
    - 4.9% or 7 have been without a home or place to stay for days;
    - 5.6% or 8 have been without a home or place to stay for weeks;
    - 35.9% or 51 have been without a home or place to stay for months;
    - 33.1% or 47 have been without a home or place to stay for years;
    - 20.4% or 29 did not have a recorded answer.

- Thinking about the past 3 years, how many different times have you been without a home, or a regular place to stay?
    - 3.5% or 5 responded 0 times;
    - 23.9% or 34 responded 1-3 times;
    - 23.1% or 33 responded 4-10 times;
    - 34.5% or 49 responded 11-50 times;
    - 14.8% or 21 did not have a recorded answer.

- Ran away/kicked out from my family home.
    - 43% or 61 responded "yes".

- Ran away/kicked out from a group home or foster home.
    - 4.9% or 7 responded "yes".

- Violence at home between family members.
    - 27.5% or 39 responded "yes".

- Difference with parents about religious beliefs.
    - 12% or 17 responded "yes".

- Left home because of some other reason
    - 43% or 61 responded "yes"[18].

- Education

    - Highest grade completed?
        - 5.6% or 8 completed 8th grade or less;
        - 64.1% or 91 completed 9th to 11th grade;
        - 20.4% or 29 completed 12th grade (diploma);
        - 2.8% or 4 completed GED certificate;
        - 3.5% or 5 completed some college;
        - 1.4% or 2 completed a Bachelor's degree;
        - 0.7% or 1 completed Post-secondary training;
        - 1.4% or 2 did not have a recorded answer.

    - Are you currently attending or enrolled in school?
        - 64.1% or 91 responded "yes";
        - 35.2% or 50 responded "no";
        - 0.7% or 1 did not have a recorded answer.

[18] The majority of responses to "left home because of some other reason" were as a result of the financial reasons, family conflict/differences, alcohol and drug use in household, parent deported, parent left, health issues.

- Employment (have a job, paid internship, or other type of employment)
    - 25.4% or 36 responded “yes”;
    - 72.5% or 103 responded “no”;
    - 2.1% or 3 did not have a recorded answer.

- Have you ever been in foster care?
    - 20.4% or 29 responded “yes”;
    - 73.2% or 104 responded “no”;
    - 4.9% or 7 responded “I don’t know/not sure”
    - 1.4% or 2 did not have a recorded answer.

- Justice System Involvement
    - 19.7% or 28 responded “yes”;
    - 78.9% or 112 responded “no”;
    - 1.4% or 2 did not have a recorded answer.

- Accessing Services and issues experienced

    - Are you currently accessing any services in the community?
        - 33.8% or 48 responded “yes”;
        - 64.8% or 92 responded “no”;
        - 1.4% or 2 did not have a recorded answer.

    - Lack of transportation.
        - 67 responded “yes”.

    - Did not have I.D./personal documents.
        - 45 responded “yes”.

    - Did not know where to go for help.
        - 41 responded “yes”.

    - Did not qualify for services.
        - 19 responded “yes”.

    - Placed on a wait list and never heard back.
        - 20 responded “yes”.

    - Did not follow through or return for services.
        - 10 responded “yes”.

- Language barrier.
    - 3 responded “yes”.

- Felt uncomfortable.
    - 30 responded “yes”.

- Some other reason.
    - 38 responded “yes”.

- Have not experienced any issues.
    - 3 responded “yes”.

- Household Status

    - How many biological children do you have?
        - 84.5% or 120 responded as having 0 children;
        - 7% or 10 responded as having 1 child;
        - 2.1% or 3 responded as having 2 children;
        - 1.4% or 2 responded as having 3 children;
        - 4.9% or 7 did not have a recorded answer.

    - How many of your children are currently living with you?
        - 85.9% or 122 responded as having 0 children living with them;
        - 5.6% or 8 responded as having 1 child living with them;
        - 2.1% or 3 responded as having 2 children living with them;
        - 0.7% or 1 responded as having 3 children living with them;
        - 5.6% or 8 did not have a recorded answer.

    - Are you currently pregnant, or have you recently gotten someone else pregnant?
        - 4.9% or 7 responded “yes”;
        - 90.8% or 129 responded “no”;
        - 2.1% or 3 responded “I don’t know/not sure”;
        - 0.7% or 1 preferred not to answer;
        - 1.4% or 2 did not have a recorded answer.

- Has a doctor or health professional ever told you that you have a physical, mental, emotional, or developmental disability?
    - 26.1% or 37 responded “yes”;
    - 71.8% or 102 responded “no”;
    - 2.1% or 3 did not have a recorded answer.

- Military Service
    - 1.4% or 2 responded “yes”;
    - 98.6% or 140 responded “no”.

Male

Total Surveyed: 223

- State Born:
    - 82.1% or 183 were born in CA;
    - 11.7% or 26 were born in another state outside of CA;
    - 3.1% or 7 were born outside the United States;
    - 3.1% or 7 did not have a recorded answer.

- Age
    - 25.1% or 56 were 11-17 years of age;
    - 73.5% or 164 were 18-25 years of age;
    - 1.3% or 3 did not have a recorded answer.

- Ethnicity:
    - 36.3% or 81 identified as Hispanic or Latino.

- Race:
    - 29.1% or 65 were Black/African American;
    - 0.4% or 1 was Native American or Alaskan Native
    - 5.4% or 12 were Native Hawaiian or Other Pacific Islander;
    - 37.7% or 84 were White;
    - 22% or 49 identified as two or more races;
    - 5.4% or 12 did not have a recorded answer.

- Sexual Orientation:
    - 3.1% or 7 were Gay or Lesbian;
    - 88.3% or 197 were Straight;
    - 2.7% or 6 were Bisexual;
    - 0.4% or 1 were Questioning;
    - 2.2% or 5 were Other;
    - 2.2% or 5 preferred not to answer;
    - 0.9% or 2 did not have a recorded answer.

- Housing Status and Stability:

    - Where did you stay last night?
        - 13.5% or 30 stayed at the home of parent, guardian or foster parent;
        - 30% or 67 stayed at the home of a friend or other relative's home - indoors, on a couch or in place meant for regular sleeping;

    - 7.2% or 16 stayed at the home of a Friend or other relative's home - outdoors or indoors in a place not meant for regular sleeping;
    - 3.6% or 8 stayed in a group home;
    - 3.1% or 7 stayed at the home of their partner, boyfriend, or girlfriend;
    - 1.3% or 3 stayed with someone they did not know because they needed a place to stay;
    - 6.3% or 14 stayed at a youth or adult shelter;
    - 1.3% or 3 stayed at a transitional living program;
    - 0.9% or 2 stayed at a hotel/motel paid for by some other way;
    - 13.5% or 30 stayed outdoors or in a public place, like a park, the street, a campground, a train or bus station, etc.;
    - 3.1% or 7 stayed in an abandoned building or squatted;
    - 4.9% or 11 stayed in a car, bus, or RV;
    - 0.9% or 2 stayed in a Hospital, psychiatric facility, or drug/alcohol treatment center;
    - 0.4% or 1 stayed at a Juvenile detention, jail, or prison;
    - 4.5% or 10 stayed somewhere else;
    - 5.4% or 12 did not have a recorded answer.

- How long have you been staying there?
    - 11.2% or 25 have been staying there for days;
    - 12.6% or 28 have been staying there for weeks;
    - 36.3% or 81 have been staying there for months;
    - 90.1% or 67 have been staying there for years;
    - 9.9% or 22 did not have a recorded answer.

- Do you think you can stay there for the next 14 days without being asked to leave?
    - 57.8% or 129 responded “yes”;
    - 15.2% or 34 responded “no”;
    - 23.8% or 53 responded “I don’t know”;
    - 3.1% or 7 did not have a recorded answer.

- How long have you been without a home, or a regular place to stay?
    - 5.8% or 13 have been without a home or place to stay for days;
    - 5.4% or 12 have been without a home or place to stay for weeks;
    - 32.3% or 72 have been without a home or place to stay for months;
    - 39% or 87 have been without a home or place to stay for years;
    - 17.5% or 39 did not have a recorded answer.

- Thinking about the past 3 years, how many different times have you been without a home, or a regular place to stay?
    - 1.8% or 4 responded 0 times;

        - 25.6% or 57 responded 1-3 times;
        - 21.9% or 49 responded 4-10 times;
        - 37.8% or 84 responded 11-50 times;
        - 1.2% or 3 responded 51-100 times;
        - 11.7% or 26 did not have a recorded answer.

    - Ran away/kicked out from my family home.
        - 48.9% or 109 responded "yes".

    - Ran away/kicked out from a group home or foster home.
        - 7.6% or 17 responded "yes".

    - Violence at home between family members.
        - 22.9% or 51 responded "yes".

    - Difference with parents about religious beliefs.
        - 8.5% or 19 responded "yes".

    - Left home because of some other reason
        - 43.9% or 98 responded "yes"[19].

- Education

    - Highest grade completed?
        - 2.2% or 5 completed 8th grade or less;
        - 58.7% or 131 completed 9th to 11th grade;
        - 25.6% or 57 completed 12th grade (diploma);
        - 4% or 9 completed GED certificate;
        - 5.8% or 13 completed some college;
        - 0.4% or 1 completed an Associate's degree;
        - 1.3% or 3 completed Post-secondary training;
        - 1.8% or 4 did not have a recorded answer.

    - Are you currently attending or enrolled in school?
        - 49.3% or 110 responded "yes";
        - 48.9% or 109 responded "no";
        - 1.8% or 4 did not have a recorded answer.

- Employment (have a job, paid internship, or other type of employment)
    - 17.5% or 39 responded "yes";

[19] The majority of responses to "left home because of some other reason" were as a result of the financial reasons, family conflict/differences, alcohol and drug use in household, parent deported, parent left, health issues.

    - 80.7% or 180 responded “no”;
    - 1.8% or 4 did not have a recorded answer.

- Have you ever been in foster care?
    - 25.1% or 56 responded “yes”;
    - 69.1% or 154 responded “no”;
    - 4.9% or 11 responded “I don’t know/not sure”;
    - 0.9% or 2 did not have a recorded answer.

- Justice System Involvement
    - 39.9% or 89 responded “yes”;
    - 58.3% or 130 responded “no”;
    - 1.8% or 4 did not have a recorded answer.

- Accessing Services and issues experienced

    - Are you currently accessing any services in the community?
        - 49.3% or 110 responded “yes”;
        - 48% or 107 responded “no”;
        - 2.7% or 6 did not have a recorded answer.

    - Lack of transportation.
        - 108 responded “yes”.

    - Did not have I.D./personal documents.
        - 73 responded “yes”.

    - Did not know where to go for help.
        - 59 responded “yes”.

    - Did not qualify for services.
        - 23 responded “yes”.

    - Placed on a wait list and never heard back.
        - 25 responded “yes”.

    - Did not follow through or return for services.
        - 27 responded “yes”.

    - Language barrier.
        - 7 responded “yes”.

    - Felt uncomfortable.

        - 34 responded “yes”.

    - Some other reason.
        - 54 responded “yes”.

    - Have not experienced any issues.
        - 5 responded “yes”.

- Household Status

    - How many biological children do you have?
        - 84.8% or 189 responded as having 0 children;
        - 7.2% or 16 responded as having 1 child;
        - 2.7% or 6 responded as having 2 children;
        - 0.9% or 2 responded as having 3 children;
        - 1.3% or 3 responded as having 4 children;
        - 0.4% or 1 responded as having 6 children;
        - 2.7% or 6 did not have a recorded answer.

    - How many of your children are currently living with you?
        - 94.6% or 211 responded as having 0 children living with them;
        - 2.2% or 5 responded as having 1 child living with them;
        - 3.1% or 7 did not have a recorded answer.

    - Are you currently pregnant, or have you recently gotten someone else pregnant?
        - 3.1% or 7 responded “yes”;
        - 86.5% or 193 responded “no”;
        - 4.0% or 9 responded “I don’t know/not sure”;
        - 0.4% or 1 preferred not to answer;
        - 5.8% or 13 did not have a recorded answer.

- Has a doctor or health professional ever told you that you have a physical, mental, emotional, or developmental disability?
    - 36.3% or 81 responded “yes”;
    - 62.3% or 139 responded “no”;
    - 1.3% or 3 did not have a recorded answer.

- Military Service
    - 3.6% or 8 responded “yes”;
    - 94.2% or 210 responded “no”;
    - 2.2% or 5 did not have a recorded answer.

Appendix B: Youth Survey Summaries by Region

Morongo Basin

Total Surveyed: 44

- State Born:
  - 79.5% or 35 were born in CA;
  - 20.5% or 9 were born in another state outside of CA.

- Age
  - 20.5% or 9 were 11-17 years of age;
  - 97.7% or 34 were 18-25 years of age;
  - 2.3% or 1 did not have a recorded answer.

- Ethnicity:
  - 20.5% or 9 identified as Hispanic or Latino.

- Race:
  - 15.9% or 7 were Black/African American;
  - 63.6% or 28 were White;
  - 20.5% or 9 identified as two or more races.

- Gender Identity:
  - 36.4% or 16 identified as Female;
  - 63.6% or 28 identified as Male.

- Sexual Orientation:
  - 4.5% or 2 were Gay or Lesbian;
  - 81.8% or 36 were Straight;
  - 6.3% or 3 were Bisexual;
  - 2.3% or 1 was Questioning;
  - 4.5% or 2 were Other.

- Housing Status and Stability:

  - Where did you stay last night?
    - 4.5% or 2 stayed at the home of parent, guardian or foster parent;
    - 45.5% or 20 stayed at the home of a friend or other relative's home - indoors, on a couch or in place meant for regular sleeping;
    - 11.4% or 5 stayed at the home of a Friend or other relative's home - outdoors or indoors in a place not meant for regular sleeping;
    - 2.3% or 1 stayed in a group home;

    - 9.1% or 4 stayed at the home of their partner, boyfriend, or girlfriend;
    - 9.1% or 4 stayed at a youth or adult shelter;
    - 6.8% or 3 stayed outdoors or in a public place, like a park, the street, a campground, a train or bus station, etc.;
    - 2.3% or 1 stayed in an abandoned building or squatted;
    - 4.5% or 2 stayed in a car, bus, or RV;
    - 2.3% or 1 stayed in a Hospital, psychiatric facility, or drug/alcohol treatment center;
    - 2.3% or 1 stayed somewhere else.

- How long have you been staying there?
    - 13.6% or 6 have been staying there for days;
    - 9.1% or 4 have been staying there for weeks;
    - 40.9% or 18 have been staying there for months;
    - 31.8% or 14 have been staying there for years;
    - 4.5% or 2 did not have a recorded answer.

- Do you think you can stay there for the next 14 days without being asked to leave?
    - 61.4% or 27 responded “yes”;
    - 6.8% or 3 responded “no”;
    - 31.8% or 14 responded “I don’t know”.

- How long have you been without a home, or a regular place to stay?
    - 11.4% or 5 have been without a home or place to stay for weeks;
    - 36.4% or 16 have been without a home or place to stay for months;
    - 40.9% or 18 have been without a home or place to stay for years;
    - 11.4% or 5 did not have a recorded answer.

- Thinking about the past 3 years, how many different times have you been without a home, or a regular place to stay?
    - 2.3% or 1 responded 0 times;
    - 18.1% or 8 responded 1-3 times;
    - 31.7% or 14 responded 4-10 times;
    - 38.6% or 17 responded 11-50 times;
    - 9.1% or 4 did not have a recorded answer.

- Ran away/kicked out from my family home.
    - 63.6% or 28 responded “yes”.

- Ran away/kicked out from a group home or foster home.
    - 11.4% or 5 responded “yes”.

- Violence at home between family members.
    - 34.1% or 15 responded "yes".

- Difference with parents about religious beliefs.
    - 11.4% or 5 responded "yes".

- Left home because of some other reason
    - 40.9% or 18 responded "yes"[20].

- Education

    - Highest grade completed?
        - 45.5% or 20 completed 9th to 11th grade;
        - 29.5% or 13 completed 12th grade (diploma);
        - 15.9% or 7 completed some college;
        - 2.3% or 1 completed a Bachelor's degree;
        - 4.5% or 2 completed Post-secondary training;
        - 2.3% or 1 did not have a recorded answer.

    - Are you currently attending or enrolled in school?
        - 43.2% or 19 responded "yes";
        - 56.8% or 25 responded "no".

- Employment (have a job, paid internship, or other type of employment)
    - 20.5% or 9 responded "yes";
    - 79.5% or 35 responded "no".

- Have you ever been in foster care?
    - 34.1% or 15 responded "yes";
    - 63.6% or 28 responded "no";
    - 2.3% or 1 responded "I don't know/not sure".

- Justice System Involvement
    - 34.1% or 15 responded "yes";
    - 65.9% or 29 responded "no".

[20] The majority of responses to "left home because of some other reason" were as a result of the financial reasons, family conflict/differences, alcohol and drug use in household, parent deported, parent left, health issues.

- Accessing Services and issues experienced
    - Are you currently accessing any services in the community?
        - 52.3% or 23 responded “yes”;
        - 47.7% or 21 responded “no”.
    - Lack of transportation.
        - 20 responded “yes”.
    - Did not have I.D./personal documents.
        - 16 responded “yes”.
    - Did not know where to go for help.
        - 17 responded “yes”.
    - Did not qualify for services.
        - 2 responded “yes”.
    - Placed on a wait list and never heard back.
        - 3 responded “yes”.
    - Did not follow through or return for services.
        - 3 responded “yes”.
    - Felt uncomfortable.
        - 5 responded “yes”.
    - Some other reason.
        - 10 responded “yes”.
- Household Status
    - How many biological children do you have?
        - 90.9% or 40 responded as having 0 children;
        - 6.8% or 3 responded as having 1 child;
        - 2.3% or 1 did not have a recorded answer.
    - How many of your children are currently living with you?
        - 93.2% or 41 responded as having 0 children living with them;
        - 4.5% or 2 responded as having 1 child living with them;
        - 2.3% or 1 did not have a recorded answer.

    - Are you currently pregnant, or have you recently gotten someone else pregnant?
        - 4.5% or 2 responded “yes”;
        - 90.9% or 40 responded “no”;
        - 4.5% or 2 did not have a recorded answer.

- Has a doctor or health professional ever told you that you have a physical, mental, emotional, or developmental disability?
    - 47.7% or 21 responded “yes”;
    - 50% or 22 responded “no”;
    - 2.3% or 1 did not have a recorded answer.

- Military Service
    - 2.3% or 1 responded “yes”;
    - 95.5 % or 42 responded “no”;
    - 2.3% or 1 did not have a recorded answer.

Mountains

Total Surveyed: 18

- State Born:
  - 83.3% or 15 were born in CA;
  - 5.6% or 1 were born in another state outside of CA;
  - 5.6% or 1 was born outside the United States;
  - 5.6% or 1 did not have a recorded answer.

- Age
  - 83.3% or 15 were 11-17 years of age;
  - 16.7% or 3 were 18-25 years of age.

- Ethnicity:
  - 38.9% or 7 identified as Hispanic or Latino.

- Race:
  - 5.6% or 1 was Native American or Alaskan Native;
  - 5.6% or 1 was Asian
  - 5.6% or 1 was Native Hawaiian or Other Pacific Islander;
  - 61.1% or 11 were White;
  - 22.2% or 4 identified as two or more races.

- Gender Identity:
  - 55.6% or 10 identified as Female;
  - 44.4% or 8 identified as Male.

- Sexual Orientation:
  - 100% or 18 were Straight.

- Housing Status and Stability:

  - Where did you stay last night?
    - 61.1% or 11 stayed at the home of parent, guardian or foster parent;
    - 33.3% or 6 stayed at the home of a friend or other relative's home - indoors, on a couch or in place meant for regular sleeping;
    - 5.6% or 1 stayed with someone I did not know because I needed a place to stay.

  - How long have you been staying there?
    - 5.6% or 1 have been staying there for weeks;

        - 33.3% or 6 have been staying there for months;
        - 55.6% or 10 have been staying there for years;
        - 5.6% or 1 did not have a recorded answer.

    - Do you think you can stay there for the next 14 days without being asked to leave?
        - 88.9% or 16 responded "yes";
        - 11.1% or 2 responded "I don't know".

    - How long have you been without a home, or a regular place to stay?
        - 11.1% or 2 have been without a home or place to stay for days;
        - 11.1% or 2 have been without a home or place to stay for months;
        - 27.8% or 5 have been without a home or place to stay for years;
        - 50% or 9 did not have a recorded answer.

    - Thinking about the past 3 years, how many different times have you been without a home, or a regular place to stay?
        - 55.6% or 10 responded 1-3 times;
        - 16.8% or 3 responded 4-10 times;
        - 16.7% or 3 responded 11-50 times;
        - 11.1% or 2 did not have a recorded answer.

    - Ran away/kicked out from my family home.
        - 44.4% or 8 responded "yes".

    - Ran away/kicked out from a group home or foster home.
        - 5.6% or 1 responded "yes".

    - Violence at home between family members.
        - 22.2% or 4 responded "yes".

    - Left home because of some other reason
        - 33.3% or 6 responded "yes"[21].

- Education

    - Highest grade completed?
        - 94.4 % or 17 completed 9th to 11th grade;
        - 5.6% or 1 completed 12th grade (diploma).

[21] The majority of responses to "left home because of some other reason" were as a result of the financial reasons, family conflict/differences, alcohol and drug use in household, parent deported, parent left, health issues.

- Are you currently attending or enrolled in school?
    - 100% or 18 responded “yes”.

- Employment (have a job, paid internship, or other type of employment)
    - 38.9% or 7 responded “yes”;
    - 61.1% or 11 responded “no”.

- Have you ever been in foster care?
    - 33.3% or 6 responded “yes”;
    - 55.6% or 10 responded “no”;
    - 11.1% or 2 responded “I don’t know/not sure”.

- Justice System Involvement
    - 11.1% or 2 responded “yes”;
    - 88.9% or 16 responded “no”.

- Accessing Services and issues experienced

    - Are you currently accessing any services in the community?
        - 5.6% or 1 responded “yes”;
        - 88.9% or 16 responded “no”;
        - 5.6% or 1 did not have a recorded answer.

    - Lack of transportation.
        - 5 responded “yes”.

    - Did not have I.D./personal documents.
        - 5 responded “yes”.

    - Did not know where to go for help.
        - 5 responded “yes”.

    - Did not qualify for services.
        - 1 responded “yes”.

    - Placed on a wait list and never heard back.
        - 2 responded “yes”.

    - Did not follow through or return for services.
        - 1 responded “yes”.

    - Felt uncomfortable.
        - 3 responded “yes”.

    - Some other reason.
        - 8 responded “yes”.

- Household Status

    - How many biological children do you have?
        - 100% or 18 responded as having 0 children.

    - How many of your children are currently living with you?
        - 100% or 18 responded as having 0 children living with them.

    - Are you currently pregnant, or have you recently gotten someone else pregnant?
        - 100% or 18 responded “no”.

    - How many children under 10 were sleeping in the same place as you last night?
        - 16.7% or 3 responded 0 children;
        - 5.6% or 1 responded 1 child;
        - 5.6% or 1 responded 3 children;
        - 72.2% or 13 did not have a recorded answer.

- Has a doctor or health professional ever told you that you have a physical, mental, emotional, or developmental disability?
    - 16.7% or 3 responded “yes”;
    - 83.3% or 15 responded “no”.

- Military Service
    - 100 % or 18 responded “no”.

Redlands

Total Surveyed: 60

- State Born:
  - 81.7% or 49 were born in CA;
  - 15% or 9 were born in another state outside of CA;
  - 3.3% or 2 did not have a recorded answer.

- Age
  - 11.7% or 7 were 11-17 years of age;
  - 86.7% or 52 were 18-25 years of age;
  - 1.7% or 1 did not have a recorded answer.

- Ethnicity:
  - 21.7% or 13 identified as Hispanic or Latino.

- Race:
  - 21.7% or 13 were Black/African American;
  - 1.7% or 1 were Native American or Alaskan Native
  - 3.3% or 2 were Native Hawaiian or Other Pacific Islander;
  - 53.3% or 32 were White;
  - 15% or 9 identified as two or more races;
  - 5% or 3 did not have a recorded answer.

- Gender Identity:
  - 21.7% or 13 identified as Female;
  - 76.7% or 46 identified as Male;
  - 1.7% or 1 did not have a recorded answer.

- Sexual Orientation:
  - 5% or 3 were Gay or Lesbian;
  - 90% or 54 were Straight;
  - 5% or 3 were Bisexual.

- Housing Status and Stability:

  - Where did you stay last night?
    - 15% or 9 stayed at the home of a friend or other relative's home - indoors, on a couch or in place meant for regular sleeping;

    - 21.7% or 13 stayed at the home of a Friend or other relative's home - outdoors or indoors in a place not meant for regular sleeping;
    - 1.7% or 1 stayed at the home of their partner, boyfriend, or girlfriend;
    - 1.7% or 1 stayed with someone they did not know because they needed a place to stay;
    - 5% or 3 stayed at a youth or adult shelter;
    - 1.7% or 1 stayed at a transitional living program
    - 1.7% or 1 stayed at a hotel/motel paid for by some other way;
    - 28.3% or 17 stayed outdoors or in a public place, like a park, the street, a campground, a train or bus station, etc.;
    - 6.7% or 4 stayed in an abandoned building or squatted;
    - 13.3% or 8 stayed in a car, bus, or RV;
    - 3.3% or 2 stayed somewhere else.

- How long have you been staying there?
    - 21.7% or 13 have been staying there for days;
    - 11.7% or 7 have been staying there for weeks;
    - 40% or 24 have been staying there for months;
    - 21.7% or 13 have been staying there for years.
    - 5% or 3 did not have a recorded answer.

- Do you think you can stay there for the next 14 days without being asked to leave?
    - 41.7% or 25 responded “yes”;
    - 33.3% or 20 responded “no”;
    - 25% or 15 responded “I don’t know”;

- How long have you been without a home, or a regular place to stay?
    - 8.3% or 5 have been without a home or place to stay for days;
    - 13.3% or 8 have been without a home or place to stay for weeks;
    - 20% or 12 have been without a home or place to stay for months;
    - 50% or 30 have been without a home or place to stay for years;
    - 8.3% or 5 did not have a recorded answer.

- Thinking about the past 3 years, how many different times have you been without a home, or a regular place to stay?
    - 26.7% or 16 responded 1-3 times;
    - 25% or 15 responded 4-10 times;
    - 48.3% or 29 responded 11-50 times;

- Ran away/kicked out from my family home.
    - 71.7% or 43 responded “yes”.

- Ran away/kicked out from a group home or foster home.
    - 5% or 3 responded "yes".

- Violence at home between family members.
    - 25% or 15 responded "yes".

- Difference with parents about religious beliefs.
    - 3.3% or 2 responded "yes".

- Left home because of some other reason
    - 26.7% or 16 responded "yes"[22].

- Education

    - Highest grade completed?
        - 3.3% or 2 completed 8th grade or less;
        - 53.3% or 32 completed 9th to 11th grade;
        - 28.3% or 17 completed 12th grade (diploma);
        - 10% or 6 completed GED certificate;
        - 5% or 3 completed some college.

    - Are you currently attending or enrolled in school?
        - 16.7% or 10 responded "yes";
        - 83.3% or 50 responded "no".

- Employment (have a job, paid internship, or other type of employment)
    - 18.3% or 11 responded "yes";
    - 81.7% or 49 responded "no";

- Have you ever been in foster care?
    - 16.7% or 10 responded "yes";
    - 83.3% or 50 responded "no";

- Justice System Involvement
    - 46.7% or 28 responded "yes";
    - 53.3% or 32 responded "no";

[22] The majority of responses to "left home because of some other reason" were as a result of the financial reasons, family conflict/differences, alcohol and drug use in household, parent deported, parent left, health issues.

- Accessing Services and issues experienced

    - Are you currently accessing any services in the community?
        - 71.7% or 43 responded "yes"[23];
        - 28.3% or 17 responded "no".

    - Lack of transportation.
        - 37 responded "yes".

    - Did not have I.D./personal documents.
        - 33 responded "yes".

    - Did not know where to go for help.
        - 22 responded "yes".

    - Did not qualify for services.
        - 8 responded "yes".

    - Placed on a wait list and never heard back.
        - 6 responded "yes".

    - Did not follow through or return for services.
        - 10 responded "yes".

    - Felt uncomfortable.
        - 7 responded "yes".

    - Some other reason.
        - 9 responded "yes".

    - Have not experienced any issues.
        - 2 responded "yes".

- Household Status

    - How many biological children do you have?
        - 86.7% or 52 responded as having 0 children;
        - 6.7% or 4 responded as having 1 child;
        - 5% or 3 responded as having 2 children;
        - 1.7% or 1 responded as having 3 children.

- How many of your children are currently living with you?
    - 91.7% or 55 responded as having 0 children living with them;
    - 6.7% or 4 responded as having 1 child living with them;
    - 1.7% or 1 responded as having 3 child living with them.

- Are you currently pregnant, or have you recently gotten someone else pregnant?
    - 3.3% or 2 responded “yes”;
    - 81.7% or 49 responded “no”;
    - 6.7% or 4 responded “I don’t know/not sure”;
    - 8.3% or 5 did not have a recorded answer.

- Has a doctor or health professional ever told you that you have a physical, mental, emotional, or developmental disability?
    - 28.3% or 17 responded “yes”;
    - 71.7% or 43 responded “no”.

- Military Service
    - 3.3% or 2 responded “yes”;
    - 96.7% or 58 responded “no”.

San Bernardino

Total Surveyed: 125

- State Born:
    - 80.8% or 101 were born in CA;
    - 10.4% or 13 was born in another state outside of CA;
    - 6.4% or 8 were born outside the United States.
    - 2.4% or 3 did not have a recorded answer.

- Age
    - 41.6% or 52 were 11-17 years of age;
    - 58.4% 73 or were 18-25 years of age.

- Ethnicity:
    - 44.8% or 56 identified as Hispanic or Latino.

- Race:
    - 37.6% or 47 were Black/African American;
    - 4.8% or 6 were Native Hawaiian or Other Pacific Islander;
    - 22.4% or 28 were White;
    - 28% or 35 identified as two or more races;
    - 7.2% or 9 did not have a recorded answer.

- Gender Identity:
    - 44% or 55 identified as Female;
    - 54.4% or 68 identified as Male;
    - 1.6% or 2 did not have a recorded answer.

- Sexual Orientation:
    - 5.6% or 7 were Gay or Lesbian;
    - 81.6% or 102 were Straight;
    - 3.2% or 4 were Bisexual;
    - 0.8% or 1 were Questioning;
    - 1.6% or 2 were Other;
    - 4.8% or 6 preferred not to answer;
    - 2.4% or 3 did not have a recorded answer.

- Housing Status and Stability:

    - Where did you stay last night?
        - 21.6% or 27 stayed at the home of parent, guardian or foster parent;

    - 31.2% or 39 stayed at the home of a friend or other relative's home - indoors, on a couch or in place meant for regular sleeping;
    - 3.2% or 4 stayed at the home of a Friend or other relative's home - outdoors or indoors in a place not meant for regular sleeping;
    - 6.4 % or 8 stayed in a group home;
    - 7.2% or 9 stayed at the home of their partner, boyfriend, or girlfriend;
    - 5.6% or 7 stayed at a youth or adult shelter;
    - 2.4% or 3 stayed at a transitional living program
    - 0.8% or 1 stayed at a hotel/motel paid for by a government program or nonprofit organization;
    - 1.6% or 2 stayed at a hotel/motel paid for by some other way;
    - 3.2% or 4 stayed outdoors or in a public place, like a park, the street, a campground, a train or bus station, etc.;
    - 1.6% or 2 stayed in a Juvenile detention, jail, or prison;
    - 4.8% or 6 stayed somewhere else.
    - 10.4% or 13 did not have a recorded answer.

- How long have you been staying there?
    - 5.6% or 7 have been staying there for days;
    - 10.4% or 13 have been staying there for weeks;
    - 40% or 50 have been staying there for months;
    - 35.2% or 44 have been staying there for years;
    - 8.8% or 11 did not have a recorded answer.

- Do you think you can stay there for the next 14 days without being asked to leave?
    - 65.6% or 82 responded “yes”;
    - 7.2% or 9 responded “no”;
    - 24% or 30 responded “I don’t know”;
    - 3.2% or 4 did not have a recorded answer.

- How long have you been without a home, or a regular place to stay?
    - 4% or 5 have been without a home or place to stay for days;
    - 4% or 5 have been without a home or place to stay for weeks;
    - 35.2% or 44 have been without a home or place to stay for months;
    - 36.8% or 46 have been without a home or place to stay for years;
    - 20% or 25 did not have a recorded answer.

- Thinking about the past 3 years, how many different times have you been without a home, or a regular place to stay?
    - 4% or 5 responded 0 times;
    - 24% or 30 responded 1-3 times;
    - 13.6% or 17 responded 4-10 times;

        - 36.8% or 46 responded 11-50 times;
        - 0.8 % or 1 responded 51-100 times;
        - 20.8% or 26 did not have a recorded answer.

    - Ran away/kicked out from my family home.
        - 27.2% or 34 responded "yes".

    - Ran away/kicked out from a group home or foster home.
        - 4.8% or 6 responded "yes".

    - Violence at home between family members.
        - 21.6% or 27 responded "yes".

    - Difference with parents about religious beliefs.
        - 12% or 15 responded "yes".

    - Left home because of some other reason
        - 51.2% or 64 responded "yes"[24].

- Education

    - Highest grade completed?
        - 1.6% or 2 completed 8th grade or less;
        - 63.2% or 79 completed 9th to 11th grade;
        - 26.4% or 33 completed 12th grade (diploma);
        - 3.2% or 4 completed GED certificate;
        - 3.2% or 4 completed some college;
        - 2.4% or 3 did not have a recorded answer.

    - Are you currently attending or enrolled in school?
        - 67.2% or 84 responded "yes";
        - 31.2% or 39 responded "no";
        - 1.6% or 2 did not have a recorded answer.

- Employment (have a job, paid internship, or other type of employment)
    - 20.8% or 26 responded "yes";
    - 76% or 95 responded "no";
    - 3.2% or 4 did not have a recorded answer.

[23] The majority of responses to "left home because of some other reason" were as a result of the financial reasons, family conflict/differences, alcohol and drug use in household, parent deported, parent left, health issues.

- Have you ever been in foster care?
    - 24.8% or 31 responded “yes”;
    - 65.6% or 82 responded “no”;
    - 7.2% or 9 responded “I don’t know/not sure”;
    - 2.4% or 3 did not have a recorded answer.

- Justice System Involvement
    - 23.2% or 29 responded “yes”;
    - 75.2% or 94 responded “no”;
    - 1.6% or 2 did not have a recorded answer.

- Accessing Services and issues experienced

    - Are you currently accessing any services in the community?
        - 36.8% or 46 responded “yes”;
        - 60% or 75 responded “no”;
        - 3.2% or 4 did not have a recorded answer.

    - Lack of transportation.
        - 61 responded “yes”.

    - Did not have I.D./personal documents.
        - 25 responded “yes”.

    - Did not know where to go for help.
        - 25 responded “yes”.

    - Did not qualify for services.
        - 19 responded “yes”.

    - Placed on a wait list and never heard back.
        - 19 responded “yes”.

    - Did not follow through or return for services.
        - 8 responded “yes”.

    - Language barrier.
        - 6 responded “yes”.

    - Felt uncomfortable.
        - 26 responded “yes”.

- Some other reason.
    - 30 responded “yes”.

- Have not experienced any issues.
    - 3 responded “yes”.

- Household Status

    - How many biological children do you have?
        - 88.8% or 111 responded as having 0 children;
        - 6.4% or 8 responded as having 1 child;
        - 0.8% or 1 responded as having 2 children;
        - 4% or 5 did not have a recorded answer.

    - How many of your children are currently living with you?
        - 92.8% or 116 responded as having 0 children living with them;
        - 1.6% or 2 responded as having 1 child living with them;
        - 0.8% or 1 responded as having 2 child living with them;
        - 4.8% or 6 did not have a recorded answer.

    - Are you currently pregnant, or have you recently gotten someone else pregnant?
        - 1.6% or 2 responded “yes”;
        - 88.8% or 111 responded “no”;
        - 4.8% or 6 responded “I don’t know/not sure”;
        - 1.6% or 2 preferred not to answer;
        - 3.2% or 4 did not have a recorded answer.

- Has a doctor or health professional ever told you that you have a physical, mental, emotional, or developmental disability?
    - 25.6% or 32 responded “yes”;
    - 72.8% or 91 responded “no”;
    - 1.6% or 2 did not have a recorded answer.

- Military Service
    - 1.6% or 2 responded “yes”;
    - 95.2% or 119 responded “no”;
    - 3.2% or 4 did not have a recorded answer.

Victorville

Total Surveyed: 37

- State Born:
  - 78.4% or 29 were born in CA;
  - 8.1% or 3 was born in another state outside of CA;
  - 13.5% or 5 did not have a recorded answer.

- Age
  - 10.8% or 4 were 11-17 years of age;
  - 75.7% or 28 were 18-25 years of age.
  - 13.5% or 5 did not have a recorded answer.

- Ethnicity:
  - 24.3% or 9 identified as Hispanic or Latino.

- Race:
  - 35.1% or 13 were Black/African American;
  - 5.4% or 2 were Asian;
  - 10.8% or 4 were Native Hawaiian or Other Pacific Islander;
  - 21.6% or 8 were White;
  - 21.6% or 8 identified as two or more races;
  - 5.4% or 2 did not have a recorded answer.

- Gender Identity:
  - 35.1% or 13 identified as Female;
  - 54.1% or 20 identified as Male;
  - 8.1% or 3 identified as Transgender, and identify as a girl or woman;
  - 2.7% or 1 identified as not sure.

- Sexual Orientation:
  - 5.4% or 2 were Gay or Lesbian;
  - 62.2% or 23 were Straight;
  - 18.9% or 7 were Bisexual;
  - 2.7% or 1 were Other;
  - 5.4% or 2 Prefer not to answer;
  - 5.4% or 2 did not have a recorded answer.

- Housing Status and Stability:

  - Where did you stay last night?
    - 10.8% or 4 stayed at the home of parent, guardian or foster parent;
    - 13.5% or 5 stayed at the home of a friend or other relative's home - indoors, on a couch or in place meant for regular sleeping;
    - 2.7% or 1 stayed at the home of their partner, boyfriend, or girlfriend;
    - 5.4% or 2 stayed with someone they did not know because they needed a place to stay;
    - 8.1% or 3 stayed at a youth or adult shelter;
    - 21.6% or 8 stayed Outdoors or in a public place, like a park, the street, a campground, a train or bus station;
    - 8.1% or 3 stayed in an abandoned building or squatted;
    - 2.7% or 1 stayed in a Hospital, psychiatric facility, or drug/alcohol treatment center;
    - 10.8% or 4 stayed somewhere else;
    - 16.2% or 6 did not have a recorded answer.

  - How long have you been staying there?
    - 18.9% or 7 have been staying there for days;
    - 16.2% or 6 have been staying there for months;
    - 13.5% or 5 have been staying there for years;
    - 51.4% or 19 did not have a recorded answer.

  - Do you think you can stay there for the next 14 days without being asked to leave?
    - 45.9% or 17 responded “yes”;
    - 21.6% or 8 responded “no”;
    - 24.3% or 9 responded “I don’t know”;
    - 8.1% or 3 did not have a recorded answer.

  - How long have you been without a home, or a regular place to stay?
    - 8.1% or 3 have been without a home or place to stay for days;
    - 16.2% or 6 have been without a home or place to stay for months;
    - 18.9% or 7 have been without a home or place to stay for years;
    - 56.8% or 21 did not have a recorded answer.

  - Thinking about the past 3 years, how many different times have you been without a home, or a regular place to stay?
    - 5.4% or 2 responded 0 times;
    - 16.2% or 6 responded 1-3 times;
    - 24.3% or 9 responded 4-10 times;
    - 18.9% or 7 responded 11-50 times;

        - 8.1% or 3 responded 51-100 times;
        - 27% or 10 did not have a recorded answer.

    - Ran away/kicked out from my family home.
        - 29.7% or 11 responded "yes".

    - Ran away/kicked out from a group home or foster home.
        - 8.1% or 3 responded "yes".

    - Violence at home between family members.
        - 18.9% or 7 responded "yes".

    - Difference with parents about religious beliefs.
        - 18.9% or 7 responded "yes".

    - Left home because of some other reason
        - 37.8% or 14 responded "yes"[25].

- Education

    - Highest grade completed?
        - 5.4% or 2 completed 8th grade or less;
        - 37.8% or 14 completed 9th to 11th grade;
        - 27% or 10 completed 12th grade (diploma);
        - 5.4% or 2 completed GED certificate;
        - 5.4% or 2 completed some college;
        - 2.7% or 1 completed a Bachelor's degree;
        - 5.4% or 2 completed Post-secondary training;
        - 10.8% or 4 did not have a recorded answer.

    - Are you currently attending or enrolled in school?
        - 18.9% or 7 responded "yes";
        - 70.3% or 26 responded "no";
        - 10.8% or 4 did not have a recorded answer.

- Employment (have a job, paid internship, or other type of employment)
    - 5.4% or 2 responded "yes";
    - 83.8% or 31 responded "no";
    - 10.8% or 4 did not have a recorded answer.

[24] The majority of responses to "left home because of some other reason" were as a result of the financial reasons, family conflict/differences, alcohol and drug use in household, parent deported, parent left, health issues.

- Have you ever been in foster care?
    - 24.3% or 9 responded “yes”;
    - 67.6% or 25 responded “no”;
    - 2.7% or 1 responded to I don’t know/not sure;
    - 5.4% or 2 did not have a recorded answer.

- Justice System Involvement
    - 37.8% or 14 responded “yes”;
    - 48.6% or 18 responded “no”;
    - 13.5% or 5 did not have a recorded answer.

- Accessing Services and issues experienced

    - Are you currently accessing any services in the community?
        - 29.7% or 11 responded “yes”;
        - 64.9% or 24 responded “no”;
        - 5.4% or 2 did not have a recorded answer.

    - Lack of transportation.
        - 13 responded “yes”.

    - Did not have I.D./personal documents.
        - 14 responded “yes”.

    - Did not know where to go for help.
        - 10 responded “yes”.

    - Did not qualify for services.
        - 2 responded “yes”.

    - Placed on a wait list and never heard back.
        - 8 responded “yes”.

    - Did not follow through or return for services.
        - 4 responded “yes”.

    - Language barrier.
        - 1 responded “yes”.

    - Felt uncomfortable.
        - 8 responded “yes”.

- Some other reason.
    - 7 responded “yes”.

- Have not experienced any issues.
    - 1 responded “yes”.

- Household Status

    - How many biological children do you have?
        - 59.5% or 22 responded as having 0 children;
        - 8.1% or 3 responded as having 1 child;
        - 2.7% or 1 responded as having 2 child;
        - 8.1% or 3 responded as having 3 child;
        - 8.1% or 3 responded as having 4 child;
        - 2.7% or 1 responded as having 6 child;
        - 10.8% or 4 did not have a recorded answer.

    - How many of your children are currently living with you?
        - 73% or 27 responded as having 0 children living with them;
        - 27% or 10 did not have a recorded answer.

    - Are you currently pregnant, or have you recently gotten someone else pregnant?
        - 5.4% or 2 responded “yes”;
        - 75.7% or 28 responded “no”;
        - 5.4% or 2 responded to I don’t know/not sure;
        - 13.5% or 5 did not have a recorded answer.

- Has a doctor or health professional ever told you that you have a physical, mental, emotional, or developmental disability?
    - 18.9% or 7 responded “yes”;
    - 73% or 27 responded “no”;
    - 8.1% or 3 did not have a recorded answer.

- Military Service
    - 5.4% or 2 responded “yes”;
    - 91.9% or 34 responded “no”;
    - 2.7% or 1 did not have a recorded answer.

West End

Total Surveyed: 84

- State Born:
  - 88.1% or 74 were born in CA;
  - 4.8% or 4 were born in another state outside of CA;
  - 4.8% or 4 were born outside the United States;
  - 2.4% or 2 did not have a recorded answer.

- Age
  - 32.1% or 27 were 11-17 years of age;
  - 67.9% or 57 were 18-25 years of age.

- Ethnicity:
  - 64.3% or 54 identified as Hispanic or Latino.

- Race:
  - 20.2% or 17 were Black/African American;
  - 8.3% or 7 was Native Hawaiian or Other Pacific Islander;
  - 50% or 42 were White;
  - 13.1% or 11 identified as two or more races;
  - 8.3% or 7 did not have a recorded answer.

- Gender Identity:
  - 36.9% or 31 identified as Female;
  - 60.7% or 51 identified as Male;
  - 1.2% or 1 identified as Transgender, and identify as a boy or man;
  - 1.2% or 1 identified as Other.

- Sexual Orientation:
  - 2.4% or 2 were Gay or Lesbian;
  - 91.7% or 77 were Straight;
  - 4.8% or 4 were Bisexual;
  - 1.2% or 1 were Other.

- Housing Status and Stability:

  - Where did you stay last night?
    - 13.1% or 11 stayed at the home of parent, guardian or foster parent;

    - 57.1% or 48 stayed at the home of a friend or other relative's home - indoors, on a couch or in place meant for regular sleeping;
    - 3.6% or 3 stayed at the home of a Friend or other relative's home - outdoors or indoors in a place not meant for regular sleeping;
    - 2.4% or 2 stayed at the home of their partner, boyfriend, or girlfriend;
    - 2.4% or 2 stayed at a youth or adult shelter;
    - 1.2% or 1 stayed at a transitional living program
    - 8.3% or 7 stayed outdoors or in a public place, like a park, the street, a campground, a train or bus station, etc.;
    - 6% or 5 stayed in a car, bus, or RV;
    - 1.2% or 1 stayed in a hospital psychiatric facility, drug/alcohol treatment center;
    - 1.2% or 1 stayed somewhere else;
    - 3.6% or 3 did not have a recorded answer.

- How long have you been staying there?
    - 11.9% or 10 have been staying there for days;
    - 15.5% or 13 have been staying there for weeks;
    - 47.6% or 40 have been staying there for months;
    - 22.6% or 19 have been staying there for years;
    - 2.4% or 2 did not have a recorded answer.

- Do you think you can stay there for the next 14 days without being asked to leave?
    - 67.9% or 57 responded “yes”;
    - 13.1% or 11 responded “no”;
    - 17.9% or 15 responded “I don’t know”.
    - 1.2% or 1 did not have a recorded answer.

- How long have you been without a home, or a regular place to stay?
    - 7.1% or 6 have been without a home or place to stay for days;
    - 2.4% or 2 have been without a home or place to stay for weeks;
    - 46.4% or 39 have been without a home or place to stay for months;
    - 36.9% or 31 have been without a home or place to stay for years;
    - 7.1% or 6 did not have a recorded answer.

- Thinking about the past 3 years, how many different times have you been without a home, or a regular place to stay?
    - 1.2% or 1 responded 0 times;
    - 25% or 21 responded 1-3 times;
    - 29.8% or 25 responded 4-10 times;
    - 37% or 31 responded 11-50 times;
    - 1.2% or 1 responded 51-100 times;
    - 6% or 5 did not have a recorded answer.

- Ran away/kicked out from my family home.
    - 52.4% or 44 responded "yes".

- Ran away/kicked out from a group home or foster home.
    - 7.1% or 6 responded "yes".

- Violence at home between family members.
    - 27.4% or 23 responded "yes".

- Difference with parents about religious beliefs.
    - 9.5% or 8 responded "yes".

- Left home because of some other reason
    - 52.4% or 44 responded "yes"[26].

- Education

    - Highest grade completed?
        - 8.3% or 7 completed 8th grade or less;
        - 71.4% or 60 completed 9th to 11th grade;
        - 14.3% or 12 completed 12th grade (diploma);
        - 2.4% or 2 completed GED certificate;
        - 2.4% or 2 completed some college;
        - 1.2% or 1 completed an Associate's degree.

    - Are you currently attending or enrolled in school?
        - 72.6% or 61 responded "yes";
        - 27.4% or 23 responded "no".

- Employment (have a job, paid internship, or other type of employment)
    - 26.2% or 22 responded "yes";
    - 73.8% or 62 responded "no".

- Have you ever been in foster care?
    - 19% or 16 responded "yes";
    - 75% or 63 responded "no";
    - 6% or 5 responded "I don't know/not sure".

[25]The majority of responses to "left home because of some other reason" were as a result of the financial reasons, family conflict/differences, alcohol and drug use in household, parent deported, parent left, health issues.

- Justice System Involvement
    - 34.5% or 29 responded “yes”;
    - 65.5% or 55 responded “no”;

- Accessing Services and issues experienced

    - Are you currently accessing any services in the community?
        - 42.9% or 36 responded “yes”;
        - 54.8% or 46 responded “no”;
        - 2.4% or 2 did not have a recorded answer.

    - Lack of transportation.
        - 40 responded “yes”.

    - Did not have I.D./personal documents.
        - 25 responded “yes”.

    - Did not know where to go for help.
        - 21 responded “yes”.

    - Did not qualify for services.
        - 9 responded “yes”.

    - Placed on a wait list and never heard back.
        - 5 responded “yes”.

    - Did not follow through or return for services.
        - 11 responded “yes”.

    - Language barrier.
        - 2 responded “yes”.

    - Felt uncomfortable.
        - 17 responded “yes”.

    - Some other reason.
        - 28 responded “yes”.

    - Have not experienced any issues.
        - 3 responded “yes”.

- Household Status

    - How many biological children do you have?
        - 82.1% or 69 responded as having 0 children;
        - 8.3% or 7 responded as having 1 child;
        - 4.8% or 4 responded as having 2 children;
        - 1.2% or 1 responded as having 4 children;
        - 3.6% or 3 did not have a recorded answer.

    - How many of your children are currently living with you?
        - 90.5% or 76 responded as having 0 children living with them;
        - 6% or 5 responded as having 1 child living with them;
        - 2.4% or 2 responded as having 2 children living with them;
        - 1.2% or 1 did not have a recorded answer.

    - Are you currently pregnant, or have you recently gotten someone else pregnant?
        - 7.1% or 6 responded "yes";
        - 91.7% or 77 responded "no";
        - 1.2% or 1 responded "I don't know/not sure".

- Has a doctor or health professional ever told you that you have a physical, mental, emotional, or developmental disability?
    - 42.9% or 36 responded "yes";
    - 56% or 47 responded "no";
    - 1.2% or 1 did not have a recorded answer.

- Military Service
    - 3.6% or 3 responded "yes";
    - 96.4% or 81 responded "no".

Appendix C: Survey Instrument

2017 UNACCOMPANIED YOUTH SURVEY QUESTIONNAIRE

INTRODUCTION: Hello, my name is_____, and I am helping to conduct a brief survey to better understand the housing needs of young people in our community. It should only take about 10 minutes of your time, and will help us develop more resources and services for young people in our community. If you have not yet taken this survey, are you interested in taking it now?

SURVEY LOCATION:_____ **SURVEY DATE:** _____ **INITIALS OF SURVEYOR**_____

UNIQUE ID: __ __ __ --- __ __ __ --- _____ --- _____

First 3 letters of first name | First 3 letters of last name | State Born | Age Range: A-(0-10yr), B-(11-17yr), C-(18-25yr)

HOUSING STATUS & STABILITY – *First, I have some questions about your housing, including where you stayed last night and reasons you may have ever lost your housing.*

1. Where did you stay last night? *Please select one of the following options.*

- a. Home of my parent, guardian, or foster parent ☐
- b. Friend or other relative's home – indoors, on a couch or in a place meant for regular sleeping ☐
- c. Friend or other relative's home – outdoors OR indoors in a place not meant for regular sleeping ☐
- d. Group home ☐
- e. Home of my partner, boyfriend, or girlfriend ☐
- f. With someone I did not know because I needed a place to stay ☐
- g. Youth or adult shelter ☐
- h. Transitional living program ☐
- i. Hotel/motel paid for by a government program or non---profit organization ☐
- j. Hotel/motel paid for some other way ☐
- k. Outdoors or in a public place, like a park, the street, a campground, a train or bus station, etc. ☐
- l. Abandoned building or squat ☐
- m. Car, bus, or RV ☐
- n. Hospital, psychiatric facility, or drug/alcohol treatment center ☐
- o. Juvenile detention, jail, or prison ☐
- p. Somewhere else *(please specify)*: _____ ☐

2. How long have you been staying there?

_____ ☐ Days ☐ Weeks ☐ Months ☐ Years

3. IF A---F: Do you think you could stay there for the next 14 days without being asked to leave?

a. ☐ Yes b. ☐ No c. ☐ I don't know

4. How long have you been without a home, or a regular place to stay?

_____ ☐ Days ☐ Weeks ☐ Months ☐ Years

5. Thinking about the past three years, approximately how many months have you been without a home, or a regular place to stay? # _____ months

6. Did you ever lose your housing or become homeless for any of the following reasons? *Check all that apply.*

- a. ☐ Ran away/kicked out from my family home
- b. ☐ Ran away/kicked out from a group home or foster home
- c. ☐ Violence at home between family members
- d. ☐ Differences with parents about religious beliefs
- e. ☐ Because of some other reason *(please specify)*: _____

DEMOGRAPHIC INFORMATION – *Now, I am going to ask you for some information about your background, including how you identify in your race and ethnicity, gender, and sexual orientation.*

7. With which race do you most identify?

- a. ☐ Black/African American
- b. ☐ Native American or Alaskan Native
- c. ☐ Asian
- d. ☐ Native Hawaiian or Other Pacific Islander
- e. ☐ White
- f. ☐ Two or more races

8. In terms of ethnicity, do you identify as Hispanic or Latino?

a. ☐ Yes b. ☐ No

9. What is your current gender identity?

- a. ☐ Female
- b. ☐ Male
- c. ☐ Transgender, and identify as a girl or woman
- d. ☐ Transgender, and identify as a boy or man
- e. ☐ Not sure
- f. ☐ Other *(specify)*: _____

10. Which of the following best represents how you think of yourself?

a. ☐ Gay or Lesbian
b. ☐ Straight
c. ☐ Bisexual
d. ☐ Queer
e. ☐ Questioning
f. ☐ Other
g. ☐ I don't know
h. ☐ Prefer not to answer

11. Has a doctor or other health professional ever told you that you have a physical, mental, emotional, or developmental disability? For example, a chronic health condition, a learning disability, a mental health or substance abuse issue, etc.

a. ☐ Yes b. ☐ No

12. Have you ever served in the military? (17 yrs. & up)

a. ☐ Yes b. ☐ No

EDUCATION, EMPLOYMENT, & EXPERIENCES – *Now, I am going to ask a few questions about your education and employment, and some of your life experiences.*

13. What is the highest grade or year of school that you have completed?

a. ☐ 8th grade or less
b. ☐ 9th – 11th grade
c. ☐ 12th grade (diploma)
d. ☐ GED certificate
e. ☐ Some college
f. ☐ Associate's degree
g. ☐ Bachelor's degree
h. ☐ Post---secondary training

14. Are you currently attending or enrolled in school?

a. ☐ Yes b. ☐ No

15. Do you currently have a job, paid internship, or other type of employment?

a. ☐ Yes b. ☐ No

16. Have you ever been in foster care? For example, were you ever taken out of your home and placed with other family members, a foster family, a group home, etc.

a. ☐ Yes
b. ☐ No
c. ☐ I don't know/not sure

17. Have you ever been involved in the justice system? This includes arrest, jail, juvenile hall, probation camp, staying overnight or longer in jail or prison, and being on probation or parole, etc.

a. ☐ Yes b. ☐ No

18. Are you currently accessing any services in the community? For example, emergency shelter, case management, food banks, counseling or mental health services, etc.

a. ☐ Yes b. ☐ No

If yes, where?

_____

_____

19. Have you recently experienced any of the following issues in trying to get help or access services in the community? *Check all that apply.*

a. ☐ Lack of transportation
b. ☐ Did not have I.D./personal documents
c. ☐ Did not know where to go for help
d. ☐ Did not qualify for services
e. ☐ Placed on a wait list and never heard back
f. ☐ Did not follow through or return for services
g. ☐ Language barrier
h. ☐ Felt uncomfortable
i. ☐ Some other reason: _____
j. ☐ I have not experienced any issues

HOUSEHOLD – *Lastly, I have some questions about the household member who are staying with you. Again your responses will not be shared with anyone outside of our team.*

20. If you are a parent,

a. **How many biological children have you had?**

#_____child(ren) ☐ Not applicable

b. **How many of your own children are currently living with you?**

#_____child(ren) ☐ Not applicable

21. Are you currently pregnant, or have you recently gotten someone else pregnant?

a. ☐ Yes
b. ☐ No
c. ☐ I don't know/not sure
d. ☐ Prefer not to answer

22. How many people in your household were sleeping in the same place as you last night?

a. _____Children (under 10 years of age)
b. _____Children (11-17 years of age)
c. _____Youth (18-25 years of age)
d. _____Adults (26 years of age and older)

THANK YOU *for taking the time to participate in this survey!*

San Bernardino County Homeless Partnership

Interagency Council on Homelessness
Administrative Office
303 E. Vanderbilt Way, San Bernardino, CA 92415
Office: (909) 386-8296

FROM: Kent Paxton, Homeless Policy Advisor
Tom Hernandez, Homeless Services Officer

SUBJECT: Approve the expenditure of $40,000 in Continuum of Care (CoC) Planning Grant funds to develop a Request for Qualification for vendors to provide training and capacity building for CoC homeless service providers.

DATE: August 23, 2017

RECOMMENDATION

Approve the Office of Homeless Services (OHS) to allocate up to $40,000 of CoC Planning Grant funds to develop a Request for Qualification for vendors to provide training and capacity building for CoC homeless service providers.

BACKGROUND INFORMATION

Planning funds will be used to conduct a Request for Qualifications (RFQ) to secure consulting services to provide homeless services related training and CoC capacity building for regional homeless services providers. Training will be geared to address the challenges of homeless service delivery to persons experiencing homelessness with a commitment to client-centered care and a housing first approach. Training and technical assistance activities will be aimed at providing support in addressing homelessness within the CoC that will enable providers to utilize new tools, learn about best practices from across the nation, and adjust to upcoming changes in systems and requirements, for example changes to HMIS and HUD regulations.

Members of the Interagency Council on Homelessness

Members of the Board of Supervisors
City of Ontario
City of San Bernardino
San Bernardino County Human Services
Community Action Partnership of San Bernardino County
Housing Authority of the County of San Bernardino
San Bernardino County Superintendent of Schools
Department of Community Development and Housing
City of Barstow
City of Redlands
Town of Yucca Valley
Department of Probation
Veteran Administration Loma Linda
Workforce Development Department
Members of the Homeless Provider Network
HMIS Lead Agency
City of Colton
City of Rancho Cucamonga
Department of Behavioral Health
Department of Rehabilitation
211 United Way
Sheriff's Department
General Members-At-Large

San Bernardino County Homeless Partnership
Interagency Council on Homelessness

BY-LAWS
Adopted March 22, 2010
Amended ~~February 22, 2017~~August 23, 2017

A Continuum of Care is a community plan to organize and deliver housing and services to meet the specific needs of people who are homeless as they move to stable housing and maximum self-sufficiency. The mission of the San Bernardino County Homeless Partnership is to provide a system of care network that is inclusive, well planned, coordinated, evaluated and accessible to all who are homeless or at-risk of being homeless.

Article I
Purpose

The Interagency Council on Homelessness ("ICH") is a vital component of the San Bernardino County Homeless Partnership ("Partnership"). The ICH serves as the policy making body of the Partnership and oversees the implementation of the 10-Year Strategy to End Homelessness in San Bernardino County ("10-Year Strategy"). The ICH will focus on resource development to insure the funding of homeless projects and 10-Year Strategy recommendations. In addition, ICH serves as the HUD-designated primary decision-making group and oversight board of the City of San Bernardino & County (hereinafter referred to as the "geographic area") Continuum of Care for the Homeless (CA-609) funding process, (hereinafter referred to as the "CoC").

Article II
Vision

Provide leadership in creating a "comprehensive countywide network" of service delivery for the homeless population. Identify families and individuals at-risk of homelessness and circumstances leading to homelessness through facilitation of better communication, planning, coordination, and cooperation among all entities that provide services and/or resources for the relief of homelessness in the County of San Bernardino in a united effort to eliminate homelessness county-wide.

Article III
Duties

The ICH is charged with directing, coordinating and evaluating all of the activities related to implementation of the 10-Year Strategy to End Homelessness. The ICH members are directed to report progress on the implementation of the 10-Year Strategy to their colleagues and constituents following each meeting of the ICH. The ICH will promote collaborative partnerships among homeless providers and stakeholders throughout San Bernardino County in order to carry out implementation activities and will develop

resources to insure the funding of homeless projects and 10-Year Strategy recommendations.

As the oversight board of the CoC, the ICH duties are:

1. To ensure that the CoC is meeting all of the responsibilities assigned to it by the United States Department of Housing and Urban Development (HUD) regulations including:
    a. The operation and oversight of the local CoC;
    b. Designation and operation of a Homeless Management Information System (HMIS);
        i. Designate a single HMIS for the geographic area;
        ii. Designate an eligible applicant to manage the CoC's HMIS, which will be known as the HMIS Lead;
        iii. Ensure consistent participation of recipients and sub-recipients of CoC and Emergency Solutions Grant (ESG) funding in the HMIS.
        iv. Ensure the HMIS is administered in compliance with all requirements prescribed by HUD.
    c. The development of a CoC plan that includes outreach, engagement, assessment, annual gap analysis of the homeless needs and services available, prevention strategies, shelter and housing supportive services, and HUD CoC annual and biennial requirements;
2. To represent the relevant organizations and projects serving homeless subpopulations;
3. To support homeless persons in their movement from homelessness to economic stability and affordable permanent housing within a supportive community;
4. To be inclusive of all the needs of all of geographic area's homeless population, including the special service and housing needs of homeless sub-populations;
5. To facilitate responses to issues and concerns that affect the agencies funded by the CoC that is beyond those addressed in the annual CoC application process;
6. To consult with recipients and sub-recipients of CoC funding to establish performance targets appropriate for population and program type, monitor recipient and sub-recipient performance, evaluate outcomes, and take action against poor performers; and
7. To evaluate outcomes of projects funded under the County of San Bernardino CoC program including the ESG.

Article IV
Membership

A. ICH Membership Composition

The membership of the ICH shall be broadly based with representation from all sectors of the community, including but not limited to: homeless service providers, representatives of federal, state and local government, corporations, and concerned individuals.

The ICH membership shall be composed of no more than 34 members.

1. Two (2) members from the San Bernardino County Board of Supervisors or designee;

2. Ten (10) elected officials or designee (i.e., city manager, economic development or city director) representing cities within San Bernardino County:

    a. Three (3) from cities with populations greater than 100,000 residents,

    b. Four (4) from cities with populations between 50,000 to 99,999 residents,

    c. Three (3) from cities with populations less than 50,000 residents;

3. Director or designee of the Department of Behavioral Health;

4. Director or designee of the Community Action Partnership of San Bernardino County;

5. Director or designee of Human Services[1];

6. Director or designee from the San Bernardino County Public Housing Authority;

7. Director or designee of the Department of Probation;

8. Director or designee of Community Development and Housing for San Bernardino County;

9. One (1) representative from the Veterans Administration Health Care System;

10. Director or designee of the Workforce Development Department;

[1] This member shall represent all agencies in the San Bernardino County Human Services Group: Aging and Adult Services, Child Support Services, Children and Family Services, Children's Network, Preschool Services, Public Health, Transitional Assistance, and Veterans Affairs. With the exception that Behavioral Health shall hold a separate seat on the ICH.

11. Administrator or designee of the State Department of Rehabilitation;

12. Superintendent of San Bernardino County Schools or designee;

13. Director of 2-1-1 San Bernardino or designee;

14. One (1) representative from the San Bernardino County Sheriff's Department;

15. One (1) representative from the Homeless Management Information System (HMIS) Lead Agency;

16. One (1) representative from a local hospital or health care provider;

17. Chair of the Homeless Provider Network or designee;

18. ~~Four~~ Five (~~4~~5) members at-large from organizations and agencies selected to serve as representatives of the Homeless Provider Network; and

19. Up to three (3) general at-large members.

B. Membership Application and Approval Process

Solicitation for ICH membership applications shall begin no less than eight weeks after the vacancy of an individual ICH member. The Office of Homeless Services (OHS) on behalf of the ICH shall circulate a "Call for Applications" to the appropriate organization or parties. The "Call for Applications" will set forth the criteria for appointment to the ICH, and will set the deadline for the receipt of said applications. Applications must be accompanied by a Letter of Recommendation from the sponsoring ICH Member agency or organization or an individual Member of the ICH.

Directors listed in Article IV, section A, and elected officials, which have been designated to sit on the ICH by a local government agency listed in Article IV, section A, shall become a member of the ICH by reason of their position without application. Designees, recommended in lieu of the above listed individuals, must comply with the application process.

The ICH will establish an ad-hoc Application Review Committee as needed to review applications and develop a screening process. The Application Review Committee will recommend candidates for appointment to the ICH after reviewing the applications. The OHS shall prepare a synopsis of the recommended applicant's qualifications for the ICH. OHS shall forward the recommendations and synopses to the ICH no later than two (2) weeks prior to the next regularly scheduled meeting at which the approval of new members will occur.

C. Membership Terms of Service

Once appointed to the ICH, Members shall serve an unlimited term unless the relationship is terminated at either the request of the serving member, member organization or ICH.[2] With the exception that general at-large members shall serve a two year term, which may be renewed at the discretion of the ICH.

D. Membership Responsibilities

All Members are expected to attend meetings. Member absences will be noted in the minutes. Other responsibilities may include:

1. Providing oral and/or written comment on issues being discussed by the ICH;

2. Assisting in the development and implementation of task forces, subcommittees and/or committees necessary to conduct the business of the ICH;

3. Supporting and participating in training, summits, and activities sponsored by the ICH;

4. Active participation in the biennial Point-in-Time Count;

5. Reviewing and commenting on documents, such as those concerning the Continuum of Care Homeless Assistance Grant funding; and

6. Providing regular reports and updates regarding ICH activities and progress back to member agencies (i.e., inclusion of ICH agenda and minutes in the agency's official public records).

E. Membership Voting

1. A Member representing more than one Agency or Office shall receive only one vote.

2. A Member shall designate one representative to vote on behalf of the Member and may establish one alternate to vote in the absence of the designated representative.

F. Membership Vacancies

1. ICH membership ends when:

    a. A Member resigns or is unable to serve for justified reasons; or

[2] At least ninety (90) days notice shall be given unless otherwise mutually agreed.

b. A Member is deemed inactive by the ICH upon the relevant facts that have been presented; or

c. A Member is replaced by the sponsoring agency or organization; or

d. A Member is terminated by a majority of the ICH for just cause:

i. Charged with a crime that would subject the Member to debarment, suspension, disqualification or other exclusion from participating in a federally funded transaction pursuant to federal law.

ii. Unprofessional behavior.

iii. Violation of these bylaws.

iv. Conduct prejudicial to the best interests of the ICH;

v. Lack of participation in three (3) consecutive ICH meetings without prior ICH approval.

vi. Just cause as defined by the majority of the ICH.

2. Termination of an individual's membership does not terminate the sponsoring agency or organization's representation of the ICH.

3. If a Member representative who has been duly notified of ICH meetings misses three meetings within a one-year period, the Chair shall formally and in writing contact the Member requesting a written response of the ability of the Member's representative to continue participation in the ICH. If a written response acceptable to the Chair is not received within 30 calendar days, then the Chair may ask that a new representative be designated.

Article V
Officers

The ICH shall elect from among its Members a Chair and Vice Chair. Each officer shall serve for a term of two (2) years commencing October 1 and ending September 30 of the second year.

A. Selection of Officers

Officers shall be nominated by the membership and elected to office by a majority vote of the Members present at a meeting in which a quorum has been established.

B. Duties of Officers

1. The duties of the Chair shall include:

a. Provide oversight, direction and leadership to the ICH.

b. Conduct and facilitate ICH Meetings.

c. Coordinate agenda setting with the Office of Homeless Services (OHS).

d. Appoint Committee Chairs.

2. The duties of the Vice Chair shall include:

a. Perform all of the Chair's duties in the absence of the Chair, unless the Bylaws of the ICH provide otherwise.

b. Perform other duties as requested.

Note: In the absence of the Chair and the Vice-Chair the Office of Homeless Services Manager shall chair the meeting(s).

Article VI
Vacancies of Officers

Should the office of Chair become vacant prior to the end of the present term, the Vice-Chair shall complete the term of office. The position of the Vice-Chair shall be filled by a special vote at the next regular ICH meeting.

Article VII
Meetings

A. Regular Meetings

Regular meetings of the ICH shall be held at least bi-monthly at a time and date determined by the Members, or as modified by a majority vote of the Members at any regular meeting where a quorum has been established.

B. Special Meetings

A special meeting may be called at any time by the Chair, or at the request of the majority of the Members, by delivering personally or by mail or electronically written notice of the date and purpose of the meeting to each Member 48 hours before the time specified in the notice.

C. Governing Rules

Meetings shall be conducted in accordance with the provisions of the Brown Act (Government Code, section 54950, et seq.) and under Robert's Rules of Order.

Each member will be provided with a copy of Roberts Rules of Order at installation.

Article VIII
Quorum

One half of the Members in good standing, plus one, shall constitute a quorum for the transaction of business. The affirmative votes of at least a majority of the Members constituting a quorum at a duly scheduled meeting shall be required to take any action.

A member in good standing is a Member of the ICH who has met membership and attendance requirements.

Article IX
Agenda

The agenda for the regular meetings shall be prepared in consultation with the ICH Chair and distributed by OHS to each Member at least seven (7) calendar days prior to the meeting. The agenda should be accompanied by agenda support materials and shall be posted per the Brown Act requirements.

Article X
Agenda Deadline

All matters to be considered for the agenda must be submitted to the OHS at least fourteen (14) calendar days prior to the meeting.

Article XI
Minutes

Minutes shall be taken and distributed by the Office of Homeless Services Manager, or designee. The Chair, and/or the Office of Homeless Services Manager shall review and preliminarily approve the minutes prior to distribution. Minutes shall normally go out with the agenda for approval at the next meeting.

Article XII
Amendments

These bylaws may be amended by a two-thirds vote of the Members present at a meeting in which a quorum has been established in compliance with Robert's Rules of Order.

CERTIFICATE OF OHS

I certify that the above bylaws, consisting of nine (9) pages, including this page, are the bylaws of this body as amended by the Members.

Date: _____ By: _____

Tom Hernandez - Office of Homeless Services

San Bernardino County Continuum of Care (CoC) Operations and Governance Manual

Prepared by the Office of Homeless Services for the Interagency Council on Homelessness

2/27/2014

Amended October 26, 2016

Amended January 25, 2017

Amended February 22, 2017

Amended August 23, 2017

This document summarizes the Responsibilities and Authorities for Operation and Governance of the San Bernardino County Continuum of Care (CoC) under the U.S. Department of Housing and Urban Development (HUD) Homeless Emergency Assistance and Rapid Transition to Housing Act (HEARTH).

Table of Contents

HUD REQUIREMENTS for CoC OPERATION AND GOVERNANCE 3
RESPONSIBILITIES OF THE COC 3
A. Operate the CoC 3
B. Designating and Operating an HMIS 5
C. CoC Planning 5
SAN BERNARDINO COUNTY COC GOVERNANCE 7
A. SAN BERNARDINO COUNTY COC GEOGRAPHIC BOUNDARIES 7
B. ESTABLISHMENT OF THE COC 7
Identification of Lead Agents and the Applicant 8
C. GOVERNANCE 9
Authority of the CoC 9
Selection of Collaborative Applicant and HMIS Lead Agency 9
Establishment of an Interagency Council on Homelessness (ICH) as the CoC Board 9
CoC Process for Selection of the Board 10
Governance Responsibilities Designated to CoC Board 10
D. CODE OF CONDUCT 11
BYLAWS OF THE INTERAGENCY COUNCIL ON HOMELESSNESS 16

HUD REQUIREMENTS for CoC OPERATION AND GOVERNANCE

The U.S. Department of Housing and Urban Development (HUD) charges communities that receive funds under the Homeless Continuum of Care Program of the Homeless Emergency Assistance and Rapid Transition to Housing Act (HEARTH Act) with specific responsibilities. Section 578.3 of the HEARTH Interim Rule[1] published in July 2012 (Interim Rule), defines a Continuum of Care (CoC) as "the group organized to carry out the responsibilities required under this part [Part 578-Continuum of Care Program] and that is composed of representatives of organizations, including nonprofit homeless providers, victim service providers, faith-based organizations, governments, businesses, advocates, public housing agencies, school districts, social service providers, mental health agencies, hospitals, universities, affordable housing developers, law enforcement, organizations that serve homeless and formerly homeless veterans, and homeless and formerly homeless persons to the extent these groups are represented within the geographic area and are available to participate."

The Interim Rule requires CoCs to establish a Board to act on behalf of the CoC. The CoC assigns the Board responsibilities through a written agreement called a Governance Charter that reflects the policies developed by the CoC. The CoC Board does not have any authority except as specified in the Governance Charter and Bylaws. Otherwise, authority and responsibility are retained by the CoC. This Operations and Governance Manual is adopted as the Governance Charter for CA609 - San Bernardino City and County CoC (also known as the San Bernardino County CoC or Homeless Partnership). This Governance Charter is established in consultation with the designated Collaborative Applicant, and the HMIS Lead Agency. This document outlines the establishment of the CoC and the roles and responsibilities assigned by the CoC to the Board. It also incorporates the By-Laws of the Board which provide additional insight into the duties of the Board and describe the standing committees, subcommittees, task groups, and liaisons structure of the CoC. The Code of Conduct for those conducting business on behalf of the CoC is also set forth herein.

The policies and provisions in this Operations and Governance Manual (i.e., Governance Charter) are subject to regular review of the CoC Board, which may establish a task group to accomplish this task with input from the Board.

RESPONSIBILITIES OF THE COC

Section 578.7 of the HEARTH Interim Rule (July 2012) identifies the Responsibilities of the CoC as described:

A. Operate the CoC

The CoC must:

(1) Hold meetings of the full membership, with published agendas, at least semiannually;

(2) Make an invitation for new members to join publicly available within the geographic at least annually;

[1] All statutory references are to 24 CFR Part 578 [HEARTH Interim Rule (July 2012)] unless otherwise stated.

(3) Adopt and follow a written process to select a Council to act on behalf of the CoC. The process must be reviewed, updated, and approved by the CoC at least once every 5 years;

(4) Appoint additional committees, subcommittees, or workgroups;

(5) In consultation with the collaborative applicant and the Homeless Management Information System (HMIS) Lead, develop, follow, and update annually a governance charter, which will include all procedures and policies needed to comply with subpart B of this part and with HMIS requirements as prescribed by HUD; and a code of conduct and recusal process for the Council, its chair(s), and any person acting on behalf of the Council;

(6) Consult with recipients and sub-recipients to establish performance targets appropriate for population and program type, monitor recipient and sub-recipient performance, evaluate outcomes, and take action against poor performers;

(7) Evaluate outcomes of projects funded under the Emergency Solutions Grants (ESG) program and the CoC program, and report to HUD;

(8) In consultation with recipients of ESG program funds within the geographic area, establish and operate either a centralized or coordinated assessment system that provides an initial, comprehensive assessment of the needs of individuals and families for housing and services. The CoC must develop a specific policy to guide the operation of the centralized or coordinated assessment system on how its system will address the needs of individuals and families who are fleeing, or attempting to flee, domestic violence, dating violence, sexual assault, or stalking, but who are seeking shelter or services from non-victim service providers. This system must comply with any requirements established by HUD by Notice.

   (i) Projects serving families with children shall not separate the family unit regardless of the children's ages. 24 CFR 578.93(e).

(9) In consultation with recipients of ESG program funds within the geographic area, establish and consistently follow written standards for providing CoC assistance. At a minimum, these written standards must include:

   (i) Policies and procedures for evaluating individuals' and families' eligibility for assistance under this part;

   (ii) Policies and procedures for determining and prioritizing which eligible individuals and families will receive transitional housing assistance;

   (iii) Policies and procedures for determining and prioritizing which eligible individuals and families will receive rapid re-housing assistance;

   (iv) Standards for determining what percentage or amount of rent each program participant must pay while receiving rapid re-housing assistance;

   (v) Policies and procedures for determining and prioritizing which eligible individuals and families will receive permanent supportive housing assistance; and

(vi) Where the CoC is designated a high-performing community, as described in Subpart G, policies and procedures set forth in 24 CFR 576.400(e)(vi), (e)(vii), (e)(viii), and (e)(ix).

B. Designating and Operating an HMIS

The CoC must:

(1) Designate a single HMIS for the geographic area;

(2) Designate an eligible applicant to manage the CoC's HMIS, which will be known as the HMIS Lead;

(3) Review, revise, and approve a (i) privacy plan, (ii) a security plan, and (iii) a data quality plan for the HMIS.

(4) Ensure consistent participation of recipients and sub-recipients in the HMIS; and

(5) Ensure the HMIS is administered in compliance with requirements prescribed by HUD.

C. CoC Planning

The CoC must develop a plan that includes:

(1) Coordinating the implementation of a housing and service system within its geographic area that meets the needs of the homeless individuals (including unaccompanied youth) and families. At a minimum, such system encompasses the following:

(i) Outreach, engagement, and assessment;

(ii) Shelter, housing, and supportive services;

(iii) Prevention strategies.

(2) Planning for and conducting, at least biennially, a point-in-time count (PITC) of homeless persons within the geographic area that meets the following requirements:

(i) Homeless persons who are living in a place not designed or ordinarily used as a regular sleeping accommodation for humans must be counted as unsheltered homeless persons.

(ii) Persons living in emergency shelters and transitional housing projects must be counted as sheltered homeless persons.

(iii) Other requirements established by HUD by Notice.

(3) Conducting an annual gaps analysis of the homeless needs and services available within the geographic area;

(4) Providing information required to complete the Consolidated Plan(s) within the CoC's geographic area;

(5) Consulting with State and local government ESG program recipients within the CoC's geographic area on the plan for allocating ESG program funds and reporting on and evaluating the performance of ESG program recipients and sub-recipients.

SAN BERNARDINO COUNTY COC GOVERNANCE

A. SAN BERNARDINO COUNTY COC GEOGRAPHIC BOUNDARIES

In 2008, the County of San Bernardino assumed the responsibilities for the coverage of the HUD established CA609 - San Bernardino City and County CoC boundaries that include the geography within the County of San Bernardino, including 24 incorporated cities and all unincorporated areas. The physical bounds of this geography are consistent with the boundaries inclusive of these areas. These boundaries contain other HUD designated program components, including six (6) Housing Authorities, thirteen (13) HUD geocode areas, four (4) local Emergency Solutions Grant (ESG) Funded Areas, nine (9) communities eligible for State ESG funds, as well as federally designated Community Development Block Grant (CDBG) entitlement areas, HOPWA, HOME, and Veterans Administration service areas. The CoC primary area of operations within the CoC geography includes the areas served by the program components listed above. This is referred to collectively as the San Bernardino County CoC.

B. ESTABLISHMENT OF THE COC

Per Interim Rule **578.5,** representatives from relevant organizations within a geographic area must "establish a Continuum of Care for the geographic area to carry out the duties of this part. Relevant organizations include nonprofit homeless assistance providers, victim service providers, faith-based organizations, governments, businesses, advocates, public housing agencies, school districts, social service providers, mental health agencies, hospitals, universities, affordable housing developers, law enforcement, and organizations that serve veterans, and homeless and formerly homeless individuals."

The San Bernardino County CoC is known as the San Bernardino County Homeless Partnership (Partnership). The Partnership consists of three distinct bodies: the San Bernardino County Interagency Council on Homelessness (ICH), the Homeless Provider Network (HPN) and the Office of Homeless Services (OHS). The Partnership was developed to promote a strong collaboration between agencies to direct planning, development, and implementation of the San Bernardino County 10-Year Strategy to End Homelessness. The Partnership provides leadership in creating a comprehensive countywide network of service delivery to homeless individuals and families, and those at-risk of becoming homeless.

The ICH is the CoC coordinating body which has also been acknowledged by HUD as the HUD-designated primary decision-making group and oversight Council for the San Bernardino County CoC. In addition, the ICH is the policy making body for the Partnership. ICH works to ensure that the recommendations listed in the Partnership's 10-Year Strategy to End Homelessness are realized. ICH Membership is composed of elected officials, state and local representatives, community and faith-based organizations, and corporate advocates.

Goals of the ICH

As identified by the 10-Year Strategy to End Homelessness, the goals of the ICH include:

- Acting as a homeless planning and policy development resource for the Partnership;
- Monitoring and overseeing implementation of the homeless related services to ensure accountability and results;
- Recommending resource, policy and regulatory changes necessary to accomplish the recommendations of the Plan; and
- Reviewing and accepting ongoing changes to improve the delivery of homeless services to county residents.

The HPN provides a forum and environment where collaborative public and private nonprofit service providers and faith-based organizations can work together to improve the current delivery of available homeless related services. HPN seeks to fill the identified gaps in services to the homeless and those at-risk of becoming homeless through the use of innovative strategies and access to the wide range of expertise provided through its partners.

The OHS was created September 2007 by the San Bernardino County Board of Supervisors. OHS strives to develop a countywide public and private partnership that coordinates services directed towards reducing and preventing homelessness by providing comprehensive services and resources for homeless persons, and increasing permanent supportive housing opportunities for very low income and long-term homeless persons in order to end homelessness in San Bernardino County.

CoC Membership

The CoC works to ensure community-wide commitment to ending and preventing homelessness in all parts of the County through inclusion of representation from the entire CoC geographic area. In addition to the entities identified in Interim Rule section 578.5, CoC membership includes a variety of other community stakeholders to the extent that they are invested in resolving homelessness and present in the CoC geography. Examples of additional stakeholders include private foundations, philanthropists, fraternal organizations, employment development, organized labor, and private health service organizations.

For the San Bernardino County CoC, participation in the overall San Bernardino County Homeless Partnership is readily available. Interested organizations and individuals can join the Partnership by attending a regularly scheduled meeting, requesting to be added to the HPN membership roster, and committing to participate in the work of the CoC to achieve stated purposes and goals. The membership commitment can be fulfilled in various ways such as participation in subcommittee work, contributing to data collection and analysis, or fulfilling the role of liaison between the Partnership and other community groups. The HPN Members obtain and retain voting privileges through attendance and participation in accord with established policies. HPN Members also select five (5) representatives annually to participate as voting members of the ICH.

Identification of Lead Agents and the Applicant

When the County of San Bernardino assumed the responsibilities for the CoC, the OHS was created and designated as the administrative arm of the Partnership and the lead agency of the CoC under the

advisement of the ICH. The OHS was appointed as the CoC Point of Contact for the submission of the San Bernardino County CoC funding application.

C. GOVERNANCE

Authority of the CoC

The ICH is ultimately responsible for all duties assigned in the CoC Program interim rule. Regulations do not require the ICH to be a legal entity, however, Part 578 requires that the compiling and submitting of the CoC application and operating the HMIS functions be completed by "eligible applicants," meaning organizations that have been designated by the ICH to apply for assistance on behalf of the continuum. Eligible applicants are legal entities such as government or non-profit organizations that are registered in the federal CCR / SAM. All CoCs must designate eligible applicants to serve in the Collaborative Applicant and HMIS Lead functions. The ICH may also set up committees, subcommittees, or working groups to carry out its duties, however, the ICH always retains ultimate responsibility, including the final approval of the application which is submitted by a Collaborative Applicant and the operation of the HMIS which is managed by the HMIS Lead. The ICH has identified a central Point of Contact (POC) and an Alternate POC for official communications with HUD through the OHS.

Selection of Collaborative Applicant and HMIS Lead Agency

The ICH has designated the OHS as the eligible entity to complete the application, referred to as the Collaborative Applicant. The Collaborative Applicant is responsible for collecting and combining the required application information from all applicants and projects in the CoC and submitting this combined CoC application on behalf of the ICH. The Collaborative Applicant is the only applicant that is able to apply for planning funds to support the CoC in carrying out all of its responsibilities. The Collaborative Applicant provides these functions on behalf of the broader CoC. The ICH always retains ultimate responsibility, including the final approval of the application. The Collaborative Applicant for the CA-609 CoC also serves as the HMIS Lead Agency for San Bernardino County.

Establishment of an Interagency Council on Homelessness (ICH) as the CoC Board

Composition of the ICH

The CoC Program interim rule requires CoC Boards to include representatives from relevant organizations and projects serving homeless subpopulations, such as persons with substance use disorders; persons with HIV/AIDS; veterans; the chronically homeless; families with children; unaccompanied youth; the seriously mentally ill; and victims of domestic violence, dating violence, sexual assault, and stalking. (One Board member may represent more than one subpopulation.) The Board must also include at least one homeless or formerly homeless individual.

Designation and selection of current Sub Committee members mirrors the general concept of a CoC Board. The Sub Committee constitutes a moderately small committee that provides expertise on the various

homeless subpopulation and regions and provides a viable means for direct input from homeless and formerly homeless persons. A copy of the ICH Sub Committee Policies and Procedures is available under Appendix A.

CoC Process for Selection of the Board

- The ICH serves as the Board of the CoC and includes thirty-one (31) seats. Members of the ICH must be able to represent an array of community sectors, special needs populations, and geographic areas throughout the region.
- ICH Member selection is pre-designated by terms established in the Bylaws and as recommended by the San Bernardino County Homeless Partnership 10-Year Strategy to End Homelessness.
- ICH Composition is reviewed regularly through the ICH Bylaws and Membership Sub Committee.
- Members of the ICH serve as liaisons to other community stakeholders.
- Volunteers and nominations for general-at-large members are taken from the full CoC.
- Results of nominations are reviewed by the ICH Bylaws and Membership Sub Committee to ensure that adequate representation is available for each of the required constituencies (community sectors, subpopulations, geography).
- Appointment of general-at-large members is made annually in a meeting of the ICH with one vote per eligible voting organization or designated community representative.
- ICH Members, other than general-at-large members, serve an unlimited term unless the relationship is terminated at either the request of the serving member, member organization or ICH.
- General at-large members serve two-year terms, which may be renewed at the discretion of the ICH.
- Regular attendance at ICH meetings and participation in CoC activities is required. Members failing to meet the attendance and participation standard are subject to removal and replacement.
- The HPN serves as the advisory body of the ICH. ~~The HPN maintains six standing committees: Discharge Planning, Funding, Housing Services, Income and Support Services, Out Reach and Engagement, and Planning and Evaluation.~~ The HPN is charged with facilitating a joint working approach through collaborations among the HPN members to implement action steps adopted in the 10-Year Strategy.
- ICH officers are elected to two-year terms. HPN officers are elected ~~annually~~to two-year terms.

Governance Responsibilities Designated to CoC Board

The ICH is charged by the CoC with the following responsibilities:

A) To ensure that the CoC is meeting all of the responsibilities assigned to it by HUD regulations:
   - Maintain accurate information about HUD and other funding source regulations
   - Inform the CoC of changes in policy, or community conditions that impact the effective operation of the CoC

- Ensure Annual Performance reviews for funded projects
- Ensure timely compliance with activities required to submit the annual application for CoC funds
- Provide for annual review of the Housing Inventory Count including the Chart of Unmet Need, the Point In Time Summary Table and the AHAR
- Working with the Data Governance Committee, maintain oversight of HMIS compliance with HUD regulations and timely completion of required HMIS activities and reports
- Advise the CoC regarding the Annual Review of the Operations and Governance Manual
- Recommend policy changes
- Post all meeting agenda items and minutes to its website for public viewing
- At the request of the CoC, perform tasks necessary for compliance with changes in HUD regulations

B) To ensure that relevant organizations and projects serving homeless various subpopulations are represented in planning and decision-making (for use of HUD funds).

C) Ensure viability of the regional CoC by identifying and securing administrative financing and support
    - Support the COC in acquiring resources to assist homeless persons in their movement from homelessness to economic stability and affordable permanent housing throughout the region;

D) To facilitate responses to issues and concerns that affect the agencies funded by the CoC that is beyond those addressed in the annual CoC application process.

E) To build community awareness inclusive of the needs of all homeless populations found in the region.

The ICH is empowered to take the following actions:

- Establish an annual calendar of ICH meetings;
- Schedule activities for achievement of assigned duties
- Review Performance Reports for the CoC as a whole and make recommendations and corrective actions in accordance with established policies
- Set Council Meeting times and Agendas as necessary to complete the responsibilities assigned
- Advise the full body on best practices, recommendations for systems enhancement
- Assume tasks and activities as necessary to act as liaisons to other community forums

D. CODE OF CONDUCT

The Members of the ICH are entrusted with specific responsibilities related to use of public funds invested in addressing a serious community concern, homelessness. Members are expected to observe the highest standards of ethical conduct in the execution of these responsibilities.

In the performance of their duties, ICH Members are expected to carry out the mandate of the CoC to the best of their ability, and to maintain the highest standards of integrity for actions with other Members of the ICH, CoC Representatives, Service Recipients, Service Providers, and members of the public.

General Conduct

Members of the ICH are expected to conduct themselves with courtesy and respect, without harassment, or physical or verbal abuse.

Personal relationships should not result is special considerations, including bias or favoritism, that influence the performance of their official duties in a manner contrary to the interest of the broader CoC.

ICH Members are expected to exercise adequate control and supervision over matters for which they are individually responsible.

Stewardship of Resources

ICH Members must assure that the resources entrusted to them are used for conducting official business only.

Members of the ICH must abide by the Conflict of Interest Policies established for CoC operations.

Protection of Confidential Information

In line with the rules and guidelines of the CoC, Members of the Partnership have a responsibility to protect the security of any confidential information provided to, or generated by, the activities of the CoC.

Public Statements and Media Response

When making public statements or speaking to the media on CoC matters, ICH Members will make clear whether they are speaking in their own name or if the CoC or ICH has empowered them to speak on the group's behalf.

Review of Charges of Violation of the Code of Conduct

If requested by a majority, the Committee may also give guidance to the CoC concerning other aspects of conduct, including actions of staff, consultants or other persons charged with implementation of duties relative to the responsibilities of the ICH.

Board Leadership

Every two years, the ICH will select its officers, an ICH Chairperson and a Vice Chair to conduct meetings in the absence of the ICH Chairperson. The Vice Chair will officiate business in circumstances where the

conduct of the Chair has been formally challenged or in instances when the Chair must recuse himself/herself.

Documentation of Board Action

The CoC Board must conduct/transact business in a fair and transparent manner. To this end, the ICH will promptly create a record of actions, consideration, and decisions to be made available to members of the public in accord with the Ralph M. Brown Act [CA Government Code, section 54950, et seq.] and the California Public Records Act [CA Government Code, section 6250, et seq.]. Meetings of the ICH are open to members of the public wishing to observe in accordance with the Brown Act. The public may address the ICH at its regular meetings concerning any matter within its purview during the time set aside for public comment. If a Visitor to an ICH meeting is verbally or physically disruptive to the proceedings, they may be asked to leave.

Ability to Conduct Business with Government Funds –

Debarment or Suspension by Public Funding Sources

Members of the ICH must be eligible to transact business with federal and local government. At the time of nomination, potential Members of the Council must not be individuals or agencies that are barred from, or suspended from transacting business with federal, state, or local government.

Conflict of Interest and Recusal Policy

Although it is not established as a legal entity, the ICH membership will conduct decision-making in accordance with 24 CFR parts 84 or 85 for non-profit organizations and state, local, and government agencies that receive federal funds. The Conflict of Interest Policy for the CoC Board must also meet the conditions set forth in the Interim Rule, section 578.95(b).

Conflict of Interest – Contracts, Awards and Other Benefits to Recipient

No ICH Member may participate in or influence discussions or resulting decisions concerning the award of a grant or other financial benefits to that individual or the organization that the member represents.

An organizational conflict of interest arises when, because of activities or relationships with other persons or organizations, the recipient or sub-recipient is unable or potentially unable to render impartial assistance in the provision of any type or amount of assistance under Part 578, or when an individual's objectivity in performing work with respect to any activity assisted under Part 578 is or might be otherwise impaired.

Organizational conflicts arise when an ICH Member is who is specifically associated with an applicant organization participates in a decision concerning the award of a grant, or provision of other financial benefits, to the organization that such member represents. It would also arise when an employee,

recent employee, ICH Member, or family member affiliated with a recipient or sub-recipient organization participates in contract monitoring or rate setting tasks that directly impacts said organization. Examples of ongoing conflicts of interest include the determination of rent reasonableness under § 578.49(b)(2) and § 578.51(g); housing quality inspections of property under § 578.75(b) that the recipient, sub-recipient, or related entity owns; participation in ongoing business ventures /partnerships, or participation in evaluation or determination of awards .

Conflicts of Interest – Financial Interest of Member

1) The solicitation and acceptance of gifts by an individual who is in a position to participate in a decision making process or gain inside information regarding the activities of the CoC (or by the organization(s) that he or she represents) that would provide a benefit in excess of the minimal value from persons, organizations, or corporations with a vested interest in the outcomes of decisions made by the ICH on behalf of the CoC or its member agencies is strictly prohibited.
2) ICH Members shall not participate in the selection, award, or evaluation of a contract supported by CoC funds if a real conflict of interest exists. A conflict would arise when the employee, officer, or agent, any member of his or her immediate family, his or her partner, or an organization which employs or is about to employ, or employed during the prior 6 months, has a financial or other interest in the organization under consideration for an award, or evaluation.
3) ICH Members shall not solicit monetary value from CoC-funded recipients, sub-recipients, contractors, or vendors.
4) ICH Members will not accept gratuities from CoC-funded recipients, sub-recipients, contractors, or vendors except for unsolicited gifts of nominal value as provided in item 5 below.
5) It is determined that a conflict of interest does not exist when the value of the gift is an unsolicited item of nominal value (less than $15) and such gifts are not repeated more than twice annually. The ICH Member must maintain a record of gifts received, including source, date, value, and type of gift.

Recusal Policy

ICH Members and persons acting on behalf of the Partnership must remove themselves from the decision-making or evaluation process when a personal or organizational conflict exists. ICH Members must recuse themselves during the decision-making or evaluation process, and may not participate in absentia through electronic or other means.

Obligation to Declare Potential Conflict of Interest

To avoid apparent conflicts of interest, ICH Members and Partnership members shall declare any real or potential conflicts of interest or the appearance of such conflicts. The person must disclose this information

before participating in the discussion and decision-making or evaluation process, including appointment to any sub-committee having influence over such decisions. This policy applies to both personal and organizational conflicts. Members of the public participating in Partnership committees shall also be screened for potential conflicts.

E. Amendments to This Document

This Governance Charter may be amended upon a majority vote of an established quorum of the Members of the ICH who are eligible to vote and are present at a meeting called for such purpose, provided that notice is provided seven (7) days prior to the meeting. The vote is conducted in accord with the established Policies and Procedures of the full body. Absentee voting is not permitted.

BYLAWS OF THE INTERAGENCY COUNCIL ON HOMELESSNESS[i]

San Bernardino County Homeless Partnership
Interagency Council on Homelessness

BY-LAWS
Adopted March 22, 2010
Amended ~~February 22, 2017~~August 23, 2017

A Continuum of Care is a community plan to organize and deliver housing and services to meet the specific needs of people who are homeless as they move to stable housing and maximum self-sufficiency. The mission of the San Bernardino County Homeless Partnership is to provide a system of care network that is inclusive, well planned, coordinated, evaluated and accessible to all who are homeless or at-risk of being homeless.

Article I
Purpose

The Interagency Council on Homelessness ("ICH") is a vital component of the San Bernardino County Homeless Partnership ("Partnership"). The ICH serves as the policy making body of the Partnership and oversees the implementation of the 10-Year Strategy to End Homelessness in San Bernardino County ("10-Year Strategy"). The ICH will focus on resource development to insure the funding of homeless projects and 10-Year Strategy recommendations. In addition, ICH serves as the HUD-designated primary decision-making group and oversight board of the City of San Bernardino & County (hereinafter referred to as the "geographic area") Continuum of Care for the Homeless (CA-609) funding process, (hereinafter referred to as the "CoC").

Article II
Vision

Provide leadership in creating a "comprehensive countywide network" of service delivery for the homeless population. Identify families and individuals at-risk of homelessness and circumstances leading to homelessness through facilitation of better communication, planning, coordination, and cooperation among all entities that provide services and/or resources for the relief of homelessness in the County of San Bernardino in a united effort to eliminate homelessness county-wide.

Article III
Duties

The ICH is charged with directing, coordinating and evaluating all of the activities related to implementation of the 10-Year Strategy to End Homelessness. The ICH members are directed to report progress on the implementation of the 10-Year Strategy to their colleagues and constituents following each meeting of the ICH.

The ICH will promote collaborative partnerships among homeless providers and stakeholders throughout San Bernardino County in order to carry out implementation activities and will develop resources to insure the funding of homeless projects and 10-Year Strategy recommendations.

As the oversight board of the CoC, the ICH duties are:

1. To ensure that the CoC is meeting all of the responsibilities assigned to it by the United States Department of Housing and Urban Development (HUD) regulations including:
    a. The operation and oversight of the local CoC;
    b. Designation and operation of a Homeless Management Information System (HMIS);
        i. Designate a single HMIS for the geographic area;
        ii. Designate an eligible applicant to manage the CoC's HMIS, which will be known as the HMIS Lead;
        iii. Ensure consistent participation of recipients and sub-recipients of CoC and Emergency Solutions Grant (ESG) funding in the HMIS.
        iv. Ensure the HMIS is administered in compliance with all requirements prescribed by HUD.
    c. The development of a CoC plan that includes outreach, engagement, assessment, annual gap analysis of the homeless needs and services available, prevention strategies, shelter and housing supportive services, and HUD CoC annual and biennial requirements;
2. To represent the relevant organizations and projects serving homeless subpopulations;
3. To support homeless persons in their movement from homelessness to economic stability and affordable permanent housing within a supportive community;
4. To be inclusive of all the needs of all of geographic area's homeless population, including the special service and housing needs of homeless sub-populations;
5. To facilitate responses to issues and concerns that affect the agencies funded by the CoC that is beyond those addressed in the annual CoC application process;
6. To consult with recipients and sub-recipients of CoC funding to establish performance targets appropriate for population and program type, monitor recipient and sub-recipient performance, evaluate outcomes, and take action against poor performers; and
7. To evaluate outcomes of projects funded under the County of San Bernardino CoC program including the ESG.

Article IV
Membership

A. ICH Membership Composition

The membership of the ICH shall be broadly based with representation from all sectors of the community, including but not limited to: homeless service providers, representatives of federal, state and local government, corporations, and concerned individuals.
The ICH membership shall be composed of no more than 34 members.

1. Two (2) members from the San Bernardino County Board of Supervisors or designee;
2. Ten (10) elected officials or designee (i.e., city manager, economic development or city director) representing cities within San Bernardino County:
   a. Three (3) from cities with populations greater than 100,000 residents,
   b. Four (4) from cities with populations between 50,000 to 99,999 residents,
   c. Three (3) from cities with populations less than 50,000 residents;
3. Director or designee of the Department of Behavioral Health;
4. Director or designee of the Community Action Partnership of San Bernardino County;
5. Director or designee of Human Services[2];
6. Director or designee from the San Bernardino County Public Housing Authority;
7. Director or designee of the Department of Probation;
8. Director or designee of Community Development and Housing for San Bernardino County;
9. One (1) representative from the Veterans Administration Health Care System;
10. Director or designee of the Workforce Development Department;
11. Administrator or designee of the State Department of Rehabilitation;
12. Superintendent of San Bernardino County Schools or designee;
13. Director of 2-1-1 San Bernardino or designee;
14. One (1) representative from the San Bernardino County Sheriff's Department;
15. One (1) representative from the Homeless Management Information System (HMIS) Lead Agency;
16. One (1) representative from a local hospital or health care provider;
17. Chair of the Homeless Provider Network or designee;
18. ~~Four~~ Five (~~4~~5) members at-large from organizations and agencies selected to serve as representatives of the Homeless Provider Network; and
19. Up to three (3) general at-large members.

B. Membership Application and Approval Process

Solicitation for ICH membership applications shall begin no less than eight weeks after the vacancy of an individual ICH member. The Office of Homeless Services (OHS) on behalf of the ICH shall circulate a "Call for Applications" to the appropriate organization or parties. The "Call for Applications" will set forth the criteria for appointment to the ICH, and will set the deadline for the receipt of said applications. Applications must be accompanied by a Letter of Recommendation from the sponsoring ICH Member agency or organization or an individual Member of the ICH.

Directors listed in Article IV, section A, and elected officials, which have been designated to sit on the ICH by a local government agency listed in Article IV, section A, shall become a member of the ICH by reason of their position without application. Designees, recommended in lieu of the above listed individuals, must comply with the application process.

[2] This member shall represent all agencies in the San Bernardino County Human Services Group: Aging and Adult Services, Child Support Services, Children and Family Services, Children's Network, Preschool Services, Public Health, Transitional Assistance, and Veterans Affairs. With the exception that Behavioral Health shall hold a separate seat on the ICH.

The ICH will establish an ad-hoc Application Review Committee as needed to review applications and develop a screening process. The Application Review Committee will recommend candidates for appointment to the ICH after reviewing the applications. The OHS shall prepare a synopsis of the recommended applicant's qualifications for the ICH. OHS shall forward the recommendations and synopses to the ICH no later than two (2) weeks prior to the next regularly scheduled meeting at which the approval of new members will occur.

C. Membership Terms of Service

Once appointed to the ICH, Members shall serve an unlimited term unless the relationship is terminated at either the request of the serving member, member organization or ICH.[3] With the exception that general at-large members shall serve a two year term, which may be renewed at the discretion of the ICH.

D. Membership Responsibilities

All Members are expected to attend meetings. Member absences will be noted in the minutes. Other responsibilities may include:

1. Providing oral and/or written comment on issues being discussed by the ICH;
2. Assisting in the development and implementation of task forces, subcommittees and/or committees necessary to conduct the business of the ICH;
3. Supporting and participating in training, summits, and activities sponsored by the ICH;
4. Active participation in the biennial Point-in-Time Count;
5. Reviewing and commenting on documents, such as those concerning the Continuum of Care Homeless Assistance Grant funding; and
6. Providing regular reports and updates regarding ICH activities and progress back to member agencies (i.e., inclusion of ICH agenda and minutes in the agency's official public records).

E. Membership Voting

1. A Member representing more than one Agency or Office shall receive only one vote.
2. A Member shall designate one representative to vote on behalf of the Member and may establish one alternate to vote in the absence of the designated representative.

F. Membership Vacancies

1. ICH membership ends when:

    a. A Member resigns or is unable to serve for justified reasons; or

[3] At least ninety (90) days notice shall be given unless otherwise mutually agreed.

b. A Member is deemed inactive by the ICH upon the relevant facts that have been presented; or
c. A Member is replaced by the sponsoring agency or organization; or
d. A Member is terminated by a majority of the ICH for just cause:
   i. Charged with a crime that would subject the Member to debarment, suspension, disqualification or other exclusion from participating in a federally funded transaction pursuant to federal law.
   ii. Unprofessional behavior.
   iii. Violation of these bylaws.
   iv. Conduct prejudicial to the best interests of the ICH;
   v. Lack of participation in three (3) consecutive ICH meetings without prior ICH approval.
   vi. Just cause as defined by the majority of the ICH.

2. Termination of an individual's membership does not terminate the sponsoring agency or organization's representation of the ICH.

3. If a Member representative who has been duly notified of ICH meetings misses three meetings within a one-year period, the Chair shall formally and in writing contact the Member requesting a written response of the ability of the Member's representative to continue participation in the ICH. If a written response acceptable to the Chair is not received within 30 calendar days, then the Chair may ask that a new representative be designated.

Article V
Officers

The ICH shall elect from among its Members a Chair and Vice Chair. Each officer shall serve for a term of two (2) years commencing October 1 and ending September 30 of the second year.

A. Selection of Officers

Officers shall be nominated by the membership and elected to office by a majority vote of the Members present at a meeting in which a quorum has been established.

B. Duties of Officers

1. The duties of the Chair shall include:
   a. Provide oversight, direction and leadership to the ICH.
   b. Conduct and facilitate ICH Meetings.
   c. Coordinate agenda setting with the Office of Homeless Services (OHS).
   d. Appoint Committee Chairs.

2. The duties of the Vice Chair shall include:
   a. Perform all of the Chair's duties in the absence of the Chair, unless the Bylaws of the ICH provide otherwise.
   b. Perform other duties as requested.

Note: In the absence of the Chair and the Vice-Chair the Office of Homeless Services Manager shall chair the meeting(s).

Article VI
Vacancies of Officers

Should the office of Chair become vacant prior to the end of the present term, the Vice-Chair shall complete the term of office. The position of the Vice-Chair shall be filled by a special vote at the next regular ICH meeting.

Article VII
Meetings

A. Regular Meetings

Regular meetings of the ICH shall be held at least bi-monthly at a time and date determined by the Members, or as modified by a majority vote of the Members at any regular meeting where a quorum has been established.

B. Special Meetings

A special meeting may be called at any time by the Chair, or at the request of the majority of the Members, by delivering personally or by mail or electronically written notice of the date and purpose of the meeting to each Member 48 hours before the time specified in the notice.

C. Governing Rules

Meetings shall be conducted in accordance with the provisions of the Brown Act (Government Code, section 54950, et seq.) and under Robert's Rules of Order. Each member will be provided with a copy of Roberts Rules of Order at installation.

Article VIII
Quorum

One half of the Members in good standing, plus one, shall constitute a quorum for the transaction of business. The affirmative votes of at least a majority of the Members constituting a quorum at a duly scheduled meeting shall be required to take any action.

A member in good standing is a Member of the ICH who has met membership and attendance requirements.

Article IX
Agenda

The agenda for the regular meetings shall be prepared in consultation with the ICH Chair and distributed by OHS to each Member at least seven (7) calendar days prior to the meeting. The agenda should be accompanied by agenda support materials and shall be posted per the Brown Act requirements.

Article X
Agenda Deadline

All matters to be considered for the agenda must be submitted to the OHS at least fourteen (14) calendar days prior to the meeting.

Article XI
Minutes

Minutes shall be taken and distributed by the Office of Homeless Services Manager, or designee. The Chair, and/or the Office of Homeless Services Manager shall review and preliminarily approve the minutes prior to distribution. Minutes shall normally go out with the agenda for approval at the next meeting.

Article XII
Amendments

These bylaws may be amended by a two-thirds vote of the Members present at a meeting in which a quorum has been established in compliance with Robert's Rules of Order.

[i] This section reflects the Bylaws as subsequently updated by ICH action and Certified by the Office on Homeless Services.

San Bernardino County Homeless Partnership

Interagency Council on Homelessness
Administrative Office
303 E. Vanderbilt Way, San Bernardino, CA 92415
Office: (909) 386-8296

FROM: Tom Hernandez, Homeless Services Officer

SUBJECT: Adopt Anti-Discrimination Policy to ensure Equal Access to Housing in United States Department of Housing and Urban Development Programs Regardless of Sexual Orientation or Gender Identity

DATE: August 23, 2017

RECOMMENDATION

As the Governing Board of the San Bernardino County Continuum of Care (CoC), the Interagency Council on Homelessness approves the adoption of an Anti-Discrimination Policy to ensure Equal Access to Housing in United States Department of Housing and Urban Development (HUD) Programs Regardless of Sexual Orientation or Gender Identity for the entire CoC.

BACKGROUND INFORMATION

HUD has issued a Final Rule designed to ensure equal access to programs funded and administered by HUD's Office of Community Planning and Development (CPD) for individuals in accordance with their gender identity.[1] The Rule applies to recipients and sub-recipients of CPD funding, and to those who administer programs and services that provide emergency shelters, transitional housing, permanent housing and programs funded by CPD programs.

The Rule requires applicable projects to provide all individuals, including transgender and other individuals who do not identity with the sex they were assigned at birth, with equal access to programs, benefits, services and accommodations in accordance with their gender identity.[2]

The Rule aligns with HUD's mission to create inclusive communities and affordable housing for all. The Rule serves as a supplement to the 2012 Equal Access Rule which had postponed the adoption of a national policy regarding the placement of transgender individuals in temporary, emergency shelters until further research was conducted.

[1] Equal Access in Accordance With an Individual's Gender Identity in Community Planning and Development Programs, 81 Fed Reg. 183, 64763 (Sept. 21, 2016) (to be codified at 24 C.F.R. part 5).
[2] HUD Issues Final rule to Ensure Equal Access to Housing and Services Regardless of Gender Identity, HUD No. 16-137. (Sept. 20, 2016).

Members of the Interagency Council on Homelessness

Members of the Board of Supervisors
City of Ontario
City of San Bernardino
San Bernardino County Human Services
Community Action Partnership of San Bernardino County
Housing Authority of the County of San Bernardino
San Bernardino County Superintendent of Schools
Department of Community Development and Housing
City of Barstow
City of Redlands
Town of Yucca Valley
Department of Probation
Veteran Administration Loma Linda
Workforce Development Department
Members of the Homeless Provider Network
HMIS Lead Agency
City of Colton
City of Rancho Cucamonga
Department of Behavioral Health
Department of Rehabilitation
211 United Way
Sheriff's Department
General Members-At-Large

SAN BERNARDINO COUNTY CONTINUUM OF CARE
ANTI-DISCRIMINATION POLICY NOTICE POSTING
Adopted August 23, 2017 by the Interagency Council on Homelessness

Notice on Equal Access Regardless of Sexual Orientation, Gender Identity, or Marital Status for HUD's Community Planning and Development Programs

This [shelter/building/housing/facility] receives funding from the U.S. Department of Housing and Urban Department's (HUD) Office of Community Planning and Development (CPD) and MUST comply with the following REQUIREMENTS:

- Determine your eligibility for housing regardless of your sexual orientation, gender identity, or marital status, and must not discriminate against you because you do not conform to gender or sex stereotypes (i.e., because of your gender identity);
- Grant you equal access to CPD programs or facilities consistent with your gender identity, and provide your family with equal access;
- MUST NOT ask you to provide anatomical information or documentary (like your ID), physical, or medical evidence of your gender identity; and
- Take non-discriminatory steps when necessary and appropriate to address privacy concerns raised by any residents or occupants, including you.

If you think this program has violated any of these requirements, including any denial of services or benefits, **contact your local HUD office for assistance with alleged violations of HUD program regulations. Local offices can be found at: http://portal.hud.gov/hudportal/HUD?src=/program_offices/field_policy_mgt/localoffices**

If you believe you have experienced housing discrimination because of race, color, religion, national origin, disability, or sex, including discrimination because of gender identity, contact 1- 800-669-9777 or file a written complaint with HUD at: www.hud.gov "file a discrimination complaint". Persons who are deaf, hard of hearing, or have speech impairments may file a complaint via TTY by calling the Federal Information Relay Service at (800) 877-8339.

To better understand HUD's requirements, the following definitions apply:

- *Sexual orientation* means one's emotional or physical attraction to the same and/or opposite sex (e.g. homosexuality, heterosexuality, or bisexuality).
- *Gender identity* means the gender with which a person identifies, regardless of the sex assigned to that person at birth and regardless of the person's perceived gender identity.
- *Perceived gender identity* means the gender with which a person is perceived to identify based on that person's appearance, behavior, expression, other gender related characteristics, or sex assigned to the individual at birth or identified in documents.

San Bernardino County Homeless Partnership
Interagency Council on Homelessness
Administrative Office
303 E. Vanderbilt Way, San Bernardino, CA 92415
Office: (909) 386-8297

FROM: Kent Paxton, Homeless Policy Advisor
Tom Hernandez, Homeless Services Officer

SUBJECT: Approve Recommendations for the CoC Renewals and Permanent Housing Bonus applications, and the tiering of the renewal, planning, and permanent housing bonus projects

DATE: August 23, 2017

RECOMMENDATION

Approve Recommendations for the Continuum of Care (CoC) application submittal for Renewals and the Permanent Housing Bonus, and the tiering of the renewal, planning, and permanent housing bonus projects.

BACKGROUND INFORMATION

The United States Department of Housing and Urban Development (HUD) has made approximately $2 billion in funding for the 2017 CoC Program Notice of Funding Availability (NOFA). In addition, HUD may add to this amount any available funds that have been carried over or recaptured from previous fiscal years.

HUD expects each CoC to implement a thorough review and oversight process at the local level for both new and renewal project applications submitted to HUD in the FY 2017 CoC Program Competition.

CoCs are expected to closely review information provided in each project application to ensure:

1. all proposed program participants will be eligible for the program component type selected;
2. the proposed activities are eligible under 24 CFR part 578;
3. each project narrative is fully responsive to the question being asked and that it meets all the criteria for that question as required by this NOFA and posted to the FY 2017 Continuum of Care (CoC) Program Competition: Funding Availability page on the HUD Exchange;
4. the data provided in various parts of the project application are consistent; and,
5. all required attachments correspond to the attachments list in e-snaps and the attachments must contain accurate and complete information, and dated between May 1, 2017 and September 28, 2017.

Project applications submitted to the CoC for inclusion on the FY 2017 CoC Priority Listing as part of the CoC Consolidated Application must be reviewed and either accepted and ranked or rejected by the CoC. All project applications approved by the CoC must be listed on the CoC Priority Listing in rank order, with the exception of project applications for CoC planning and UFA Costs which will not be ranked.

Members of the Interagency Council on Homelessness

Members of the Board of Supervisors
City of Ontario
City of San Bernardino
San Bernardino County Human Services
Community Action Partnership of San Bernardino County
Housing Authority of the County of San Bernardino
San Bernardino County Superintendent of Schools
Department of Community Development and Housing
City of Barstow
City of Redlands
Town of Yucca Valley
Department of Probation
Veteran Administration Loma Linda
Workforce Development Department
Members of the Homeless Provider Network
HMIS Lead Agency
City of Colton
City of Rancho Cucamonga
Department of Behavioral Health
Department of Rehabilitation
211 United Way
Sheriff's Department
General Members-At-Large

San Bernardino County Homeless Partnership
Interagency Council on Homelessness
Administrative Office
303 E. Vanderbilt Way, San Bernardino, CA 92415
Office: (909) 386-8297

Although the available amount of funding is expected to be sufficient to fund anticipated eligible renewal projects in 2017, HUD will continue to require Collaborative Applicants to rank all projects, except CoC planning and UFA Costs, in two tiers.

Project applications submitted to the CoC for inclusion in the 2017 CoC Priority Listing as part of the CoC Consolidated Application must be reviewed and either accepted and ranked or rejected by the CoC. All projects approved by the CoC must be listed on the CoC Priority Listing in rank order, with the exception of project applications for CoC planning and UFA Costs which will not be ranked, to establish the projects located within Tier 1 and the projects located within Tier 2, as described in Section III.A.3.a. and Section III.A.3.j. of the NOFA. The purpose of this two-tiered approach is for each CoC to clearly indicate which projects are prioritized for funding through HUD.

- Tier 1 is equal to 94% of the CoC's FY 2017 Annual Renewal Amount (ARA) as approved by HUD.
    - This tier will be conditionally selected from the highest scoring CoC to the lowest scoring CoC, provided the project applications pass both eligibility and threshold review.
    - Any type of new or renewal project application can be placed in Tier 1 (However, in the event HUD is required to drastically reduce the total amount of funds available under this NOFA, the Tier 1 amount per CoC will be reduced proportionately among all CoCs which could result in some Tier 1 projects falling into Tier 2).
    - Projects in Tier 1 will be ranked by the following HUD recommended criteria:
        - 1. Performance – based on an agencies current annual performance report, line of credit control drawdowns, past CoC performance.
        - By funding priority type, the Continuum of Care Ranking Committee will average scores (All all PSH, all RRH, CES, HMIS, all other projects). Those applications scoring ABOVE the average score in each corresponding priority type automatically will go into Tier 1. After taking those applications scoring above the average score in each selection priority, if any Tier 1 funding remains, those applications scoring BELOW the average will be included in Tier 1 in the above order until all funding for Tier 1 has been exhausted.

- Tier 2 is the difference between Tier 1 and the CoC's ARA plus any amount available for the permanent housing bonus.
    - Projects placed in Tier 2 will be assessed for eligibility and threshold requirements, and funding will be determined using the CoC Application score as well as the factors listed in the NOFA.
    - If a project application straddles the Tier 1 and Tier 2 funding line, HUD will conditionally select the project up to the amount of funding that falls within Tier 1 as stated above; and then HUD may fund the Tier 2 portion of the project (If HUD does not fund the Tier 2 portion of the project, HUD may award project funds at the reduced amount provided the project is still feasible with the

San Bernardino County Homeless Partnership
Interagency Council on Homelessness
Administrative Office
303 E. Vanderbilt Way, San Bernardino, CA 92415
Office: (909) 386-8297

reduced funding; e.g., if the provider is able to continue serving homeless program participants effectively).

- HUD will award a point value to each new and renewal project application that are in Tier 2 using a 100 point scale:
  - Up to 50 points in direct proportion to the score received on the CoC Application. For example, if a CoC received 100 out of 200 points on the CoC Application, the project application would receive 25 out of 50 points for this criterion. CoCs must receive all 200 CoC Application points available to receive the full 50 points for the CoC Application score.
  - Up to 40 points for the CoC's ranking of the project application(s). To more evenly distribute funding across CoCs and take into account the CoCs ranking of projects, point values will be assigned directly related to the CoCs ranking of projects. The calculation of point values will be 40 times the quantity (1-x) where x is the ratio of the cumulative funding requests for all projects or portions of projects ranked higher by the CoC in Tier 2 plus one half of the funding of the project of interest to the total amount of funding available in Tier 2. For example, if a CoC is eligible to apply for projects totaling $500,000 in Tier 2 and applies for 5 projects ranked in Tier 2 of $100,000 each: the highest ranked project would receive 36 points and then the subsequently ranked projects would receive 28, 20, 12, and 4 points.
  - Up to 10 points for how the permanent housing project application commits to applying the Housing First model. Transitional housing, Joint TH and PH-RRH component, safe haven, and SSO projects that are not for centralized or coordinated assessment can receive up to 10 points for how the project demonstrates that it is low-barrier, prioritizes rapid placement and stabilization in permanent housing, and does not have service participation requirements or preconditions to entry (such as sobriety or a minimum income threshold). HMIS projects and SSO projects for a centralized or coordinated assessment system will automatically receive 10 points.

As of the approved Grant Inventory Worksheet from HUD, our ARA is $10,002,982. Six percent of the total ARD is $600,179, thus for Tier 1 we have $9,402,803 available.

The Interagency Council on Homelessness (ICH) Ad Hoc Grant Review Committee also met on June 22, 2017, to rank the renewal projects for this year's funding cycle and met again on August 14, 2017 to review the submissions for the Permanent Housing Bonus Project funding and recommended Step Up on Second Street, Inc. in the amount of $699,256 for this FY's submission.

Members of the Interagency Council on Homelessness

Members of the Board of Supervisors
City of Ontario
City of San Bernardino
San Bernardino County Human Services
Community Action Partnership of San Bernardino County
Housing Authority of the County of San Bernardino
San Bernardino County Superintendent of Schools
Department of Community Development and Housing
City of Barstow
City of Redlands
Town of Yucca Valley
Department of Probation
Veteran Administration Loma Linda
Workforce Development Department
Members of the Homeless Provider Network
HMIS Lead Agency
City of Colton
City of Rancho Cucamonga
Department of Behavioral Health
Department of Rehabilitation
211 United Way
Sheriff's Department
General Members-At-Large

San Bernardino County Homeless Partnership

Interagency Council on Homelessness
Administrative Office
303 E. Vanderbilt Way, San Bernardino, CA 92415
Office: (909) 386-8297

OHS is requesting the approval of the following CoC Grant Renewals, Planning, and Permanent Housing Bonus applications, as indicated in the attached Item #7a and #7b for submission through the Collaborative Application to HUD.

Please note: Pursuant to statute and the program regulations, the ICH and HUD retain the ability to revise the funding levels, and reallocate funds as needed for the benefit of the CoC.

Members of the Interagency Council on Homelessness

Members of the Board of Supervisors
City of Ontario
City of San Bernardino
San Bernardino County Human Services
Community Action Partnership of San Bernardino County
Housing Authority of the County of San Bernardino
San Bernardino County Superintendent of Schools
Department of Community Development and Housing
City of Barstow
City of Redlands
Town of Yucca Valley
Department of Probation
Veteran Administration Loma Linda
Workforce Development Department
Members of the Homeless Provider Network
HMIS Lead Agency
City of Colton
City of Rancho Cucamonga
Department of Behavioral Health
Department of Rehabilitation
211 United Way
Sheriff's Department
General Members-At-Large

		2017 CoC Homeless Assistance Grant Summary		
		2017 Renewals Tier One		
	Agency	Project	Type	Total Request
1	Inland Housing Solutions	Infinite Horizons	RRH	$518,002.00
2	Time for Change Foundation	Homes of Hope	PSH	$361,001.00
3	New Hope Village, Inc.	New Hope Village Too	PSH	$39,145.00
4	Global One Development	Global One Development TAY Housing	PSH	$187,011.00
5	Lighthouse Social Service Centers	Hope For Heroes	PSH	$487,237.00
6	Central City Lutheran Mission	Permanent Housing HIV	PSH	$76,455.00
7	Lighthouse Social Service Centers	Hope For Heroes II	PSH	$328,896.00
8	Housing Authority County of San Bernardino	Cornerstone	PSH	$400,415.00
9	Housing Authority County of San Bernardino	Project Gateway	PSH	$182,550.00
10	Inland Valley Hope Partners	Hope Partners Family Stabilization Program	RRH	$141,137.00
11	Housing Authority County of San Bernardino	Whispering Pines	PSH	$194,141.00
12	US Vets	Veterans Permanent Supportive Housing Program	PSH	$1,021,292.00
13	Housing Authority County of San Bernardino	Lanternwoods	PSH	$225,214.00
14	Housing Authority County of San Bernardino	New Horizon	PSH	$1,865,076.00
15	Step Up on Second Street, Inc.	Step Up in San Bernardino	PSH	$1,544,888.00
16	Knowledge, Education for Your Success, Inc.	KEYS for Life Program	RRH	$241,021.00
17	Step Up on Second Street, Inc.	Permanent Housing Bonus 2016	PSH	$361,002.00
18	Step Up on Second Street, Inc.	Permanent Housing Bonus 2016 (2)	PSH	$200,002.00
19	Knowledge, Education for Your Success, Inc.	KEYS for Success	RRH	$285,480.00
20	Office of Homeless Services	Homeless Management Information System	HMIS	$250,158.00
21	Inland Empire United Way	Pathways Home	SSO-CES	$403,136.00
22 (T1)	Housing Authority County of San Bernardino	Stepping Stones (Straddling Tier 2)	PSH	$89,544.00
	Total Renewal Request Tier One			**$9,402,803.00**
		2017 Renewals Tier Two		
22 (T2)	Housing Authority County of San Bernardino	Stepping Stones (Straddling Tier 1)	PSH	$242,195.00
23	Housing Authority County of San Bernardino	Laurelbrook Estates	PSH	$357,984.00
	Total Renewal Request Tier Two			**$600,179.00**
		2017 New Permanent Housing Bonus		
		Project	**Type**	
24	Step Up on Second Street, Inc.	PSH Bonus 2017	PSH	$699,256.00
			Total New Permanent Housing Bonus	**$699,256.00**
		2016 Planning Funds		
		Project	**Type**	
Not ranked	Office of Homeless Services	FY 2017 CoC Planning Project	Planning	$349,628.00
			Total Planning Funds	**$349,628.00**

Funding Available	2017 HUD Funding Available	2017 CoC Request	Unused
Renewal Projects Tier One	$9,402,803.00	$9,402,803.00	$0.00
Renewal Projects Tier Two	$600,179.00	$600,179.00	$0.00
Permanent Housing Bonus	$699,256.00	$699,256.00	$0.00
Planning Funds	$349,628.00	$349,628.00	$0.00
Annual Renewal Amount (ARD)	$10,002,982.00	$10,002,982.00	$0.00
Potential Award	$11,051,866.00	$11,051,866.00	$0.00

Total Amount Available for Tier 1 (ARD Less 6%)	$9,402,803
Total Amount Available for Tier 2 (Difference between the ARD and Tier 1)	$600,179

Tier I - Based on Annual Performance Reports

Tier 1 Projects in Rank Order	*Rank and Project Type PH TH Bonus*	*Housing First*	*request*
Inland Housing Solutions-IH-RRH	1-RRH	Yes	$518,002
Time for Change Foundation-PSH	2-PSH	Yes	$361,001
New Hope Village-NHT-PSH	3-PSH	Yes	$39,145
Global One-PSH	4-PSH	Yes	$187,011
Lighthouse --HHI-PSH	5-PSH	Yes	$487,237
Central City Lutheran Mission-PSH	6-PSH	Yes	$76,455
Lighthouse --HHII-PSH	7-PSH	Yes	$328,896
HA-Cornerstone-PSH	8-PSH	Yes	$400,415
HA-Gateway-PSH	9-PSH	Yes	$182,550
Inland Valley Hope Partners-RRH	10-RRH	Yes	$141,137
HA-Whispering Pines-PSH	11-PSH	Yes	$194,141
US Vets-PSH	12-PSH	Yes	$1,021,292
HA-Lanternwoods-PSH	13-PSH	Yes	$225,214
HA-New Horizon-PSH	14-PSH	Yes	$1,865,076
Step Up-Step Up SB-PSH	15-PSH	Yes	$1,544,888
KEYS - Keys for Life-RRH	16-RRH	Yes	$241,021
Step Up-Bonus 2016-PSH	17-PSH	Yes	$361,002
Step Up-Salvation Army-PSH	18-PSH	Yes	$200,002
KEYS - Keys for Success-RRH	19-RRH		$285,480
HMIS	20-Data System	Yes	$250,158
Inland Empire United Way	21-Coordinated Entry System	Yes	$403,136
HA-Stepping Stone-PSH	22-PSH Straddling T2	Yes	$89,544
			$9,402,803
Not Ranked			
Office of Homeless Services	Planning Grant	N/A	**$349,628**

TIER 2 SCORING FORMULA ONLY - TIER 2

Grantee / Project	Project Type	Housing First or No?	HUD Request	Amount Remaining in Tier 2- Running Tally	Total ABOVE PROJECT in TIER 2	50% Project value	Total value above + 50%	% of Tier 2 Total compared with total Tier 2 (column 1/ E4)	1.0 minus % of Tier
TOTAL	**VALUE**	**TIER 2**		**1,299,435**	**CELL E33 should be the total of your tier 2 Including Bonus**				
Tier 2 Projects in Rank Order	***Project Type PH TH Bonus***	***Housing First***	***request***						
HA-Stepping Stone	21-PSH Straddling T1	Yes	$242,195	1,057,240	0	121,098	121,098	0.09	0.91
HA-Laurelbrook	22-PSH	Yes	$357,984	699,256	242195	178,992	421,187	0.32	0.68
PSH Bonus Project1	23-PSH	Yes	$699,256	0	600179	349,628	949,807	0.73	0.27
PSH Bonus Project2 (What a 4th project would rank)	24-RRH	Yes		0	1299435	0	1,299,435	1.00	-
			$1,299,435						

Formula = 35 *(1-column M)	Possible	Column K	Points Rounded to whole #
Project 1	40	0.91	36
Project 2	40	0.68	27
Project 3	40	0.27	11
Project 4	40	-	-

SCORING OF PROJECTS IN TIER 2	Row =	Project 1	Project 2	Project 3	Project 4
NOFA p 16 a	CoC Portion on 50 Points, Assume CoC got 48 of 50	48	48	48	48
p. 16 B formula	CoC Ranking 'b' - this sheet value	36	27	11	-
p 16 c	Enter 10 or 0	10	10	10	10
Total points for each project (rounded)	**HUD Score**	**94**	**85**	**69**	**58**

Total Request **$11,051,866**