SPECIALIZED INVESTIGATIONS DIVISION

HOMICIDE DETAIL

STATISTICAL COMPARISON

2016 - 2018

REVISED 04/16/2019

2016-2018 HOMICIDE STATISTICAL COMPARISON

	CASES					CLEARED			ARRESTED		
	2016	2017	2018	*16/18*	*17/18*	2016	2017	2018	2016	2017	2018
	VALLEY/MOUNTAIN PATROL										
Big Bear Station	1	2	0	-100%	-100%	1	2	0	1	2	0
City of Big Bear Lake	1	0	1	0%	N/C	1	0	1	1	0	2
Central Station	2	5	2	0%	-60%	2	4	2	1	2	2
City of Grand Terrace	0	0	0	*	*	0	0	0	0	0	0
City of Loma Linda	0	0	0	*	*	0	0	0	0	0	0
San Manuel	0	0	0	*	*	0	0	0	0	0	0
Chino Hills Station	0	0	2	N/C	N/C	0	0	1	0	0	1
West End County	1	0	1	0%	N/C	1	0	2	1	0	1
Fontana Station	3	10	2	-33%	-80%	3	7	0	2	7	0
Highland Station	3	6	1	-67%	-83%	3	5	1	5	3	1
Rancho Cucamongo Station	1	1	1	0%	0%	1	1	1	1	0	1
Twin Peaks Station	1	1	1	0%	0%	0	1	1	0	0	1
Yucaipa Station	0	0	1	N/C	N/C	0	0	1	0	0	0
Yucaipa County	1	0	0	-100%	*	1	0	0	1	0	0
Barton Flats Post	0	0	0	*	*	0	0	0	0	0	0
Sub-Total	**14**	**25**	**12**	**-14%**	**-52%**	**13**	**20**	**10**	**13**	**14**	**9**
	DESERT PATROL										
Apple Valley Station	6	4	5	-17%	25%	5	4	3	3	8	2
Barstow Station	3	3	3	0%	0%	3	3	3	3	3	4
Baker Resid. Post	0	0	0	*	*	0	0	0	0	0	0
Trona Resid. Post	0	0	0	*	*	0	0	0	0	0	0
Colorado River Station	0	0	1	N/C	N/C	0	0	0	0	0	0
City of Needles	0	0	0	*	*	0	0	0	0	0	0
Parker Dam Resid. Post	0	0	0	*	*	0	0	0	0	0	0
Hesperia Station	3	3	2	-33%	-33%	3	3	2	7	3	0
Morongo Basin Station	0	3	0	*	-100%	0	3	0	0	3	0
City of 29 Palms	0	2	3	N/C	50%	0	2	3	0	1	4
Town of Yucca Valley	1	0	1	0%	N/C	1	0	1	1	0	0
Victor Valley Station	2	4	1	-50%	-75%	2	4	0	2	4	0
City of Adelanto	1	2	0	-100%	-100%	0	2	0	0	2	0
Lucerne Valley Sub Station	1	0	1	0%	N/C	1	0	1	1	0	1
Phelan Sub Station	0	0	0	*	*	0	0	0	0	0	0
Victorville Station	9	17	11	22%	-35%	8	17	9	11	20	12
Sub-Total	**26**	**38**	**28**	**8%**	**-26%**	**23**	**38**	**22**	**28**	**44**	**23**
	CUSTODY										
Central Detention Center	0	0	1	N/C	N/C	0	0	1	0	0	1
Glen Helen Rehabilitation Center	0	0	0	*	*	0	0	0	0	0	0
High Desert Detention Center	0	0	0	*	*	0	0	0	0	0	0
West Valley Detention Center	0	1	0	*	-100%	0	1	0	0	0	0
Sub-Total	**0**	**1**	**1**	N/C	0%	**0**	**1**	**1**	**0**	**0**	**1**
Total	**40**	**64**	**41**	**3%**	**-36%**	**36**	**59**	**33**	**41**	**58**	**33**
Percentage Cleared =%	**90%**	**92%**	**80%**								

Please Note: 0% = No Change, N/C = Not Calculable

HOMICIDES – BY MONTH & LOCATION

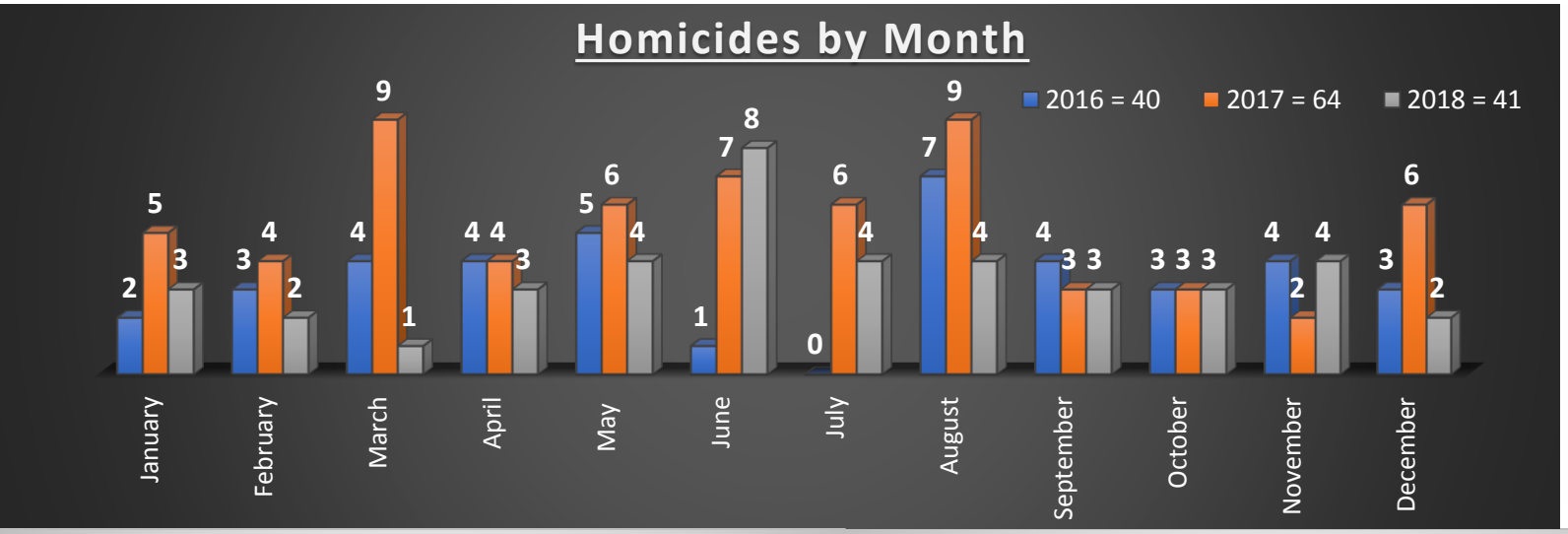

NOTES

2016

Double Homicide: February - Apply Valley, November - Muscoy

2017

Double Homicide: March - 29 Palms, July - VC, September - Highland, December - VC

Triple Homicide: August - Fontana

Three homicides in 2017 turned over to other agencies

2018

July - One was a 273a resulting in death. (PC 192 filed)

July - VC decomp body encased in cement homicide occurred January 2017

August - One occurred in custody

October - Double homicide Hesperia

November - VC homicide case turned over to LASD

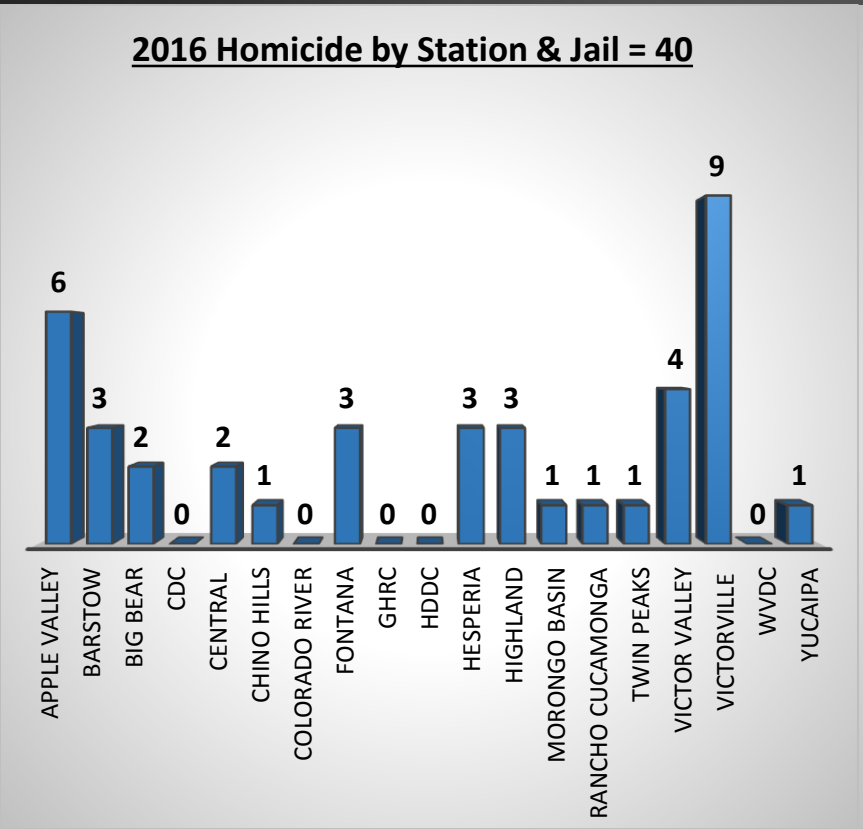

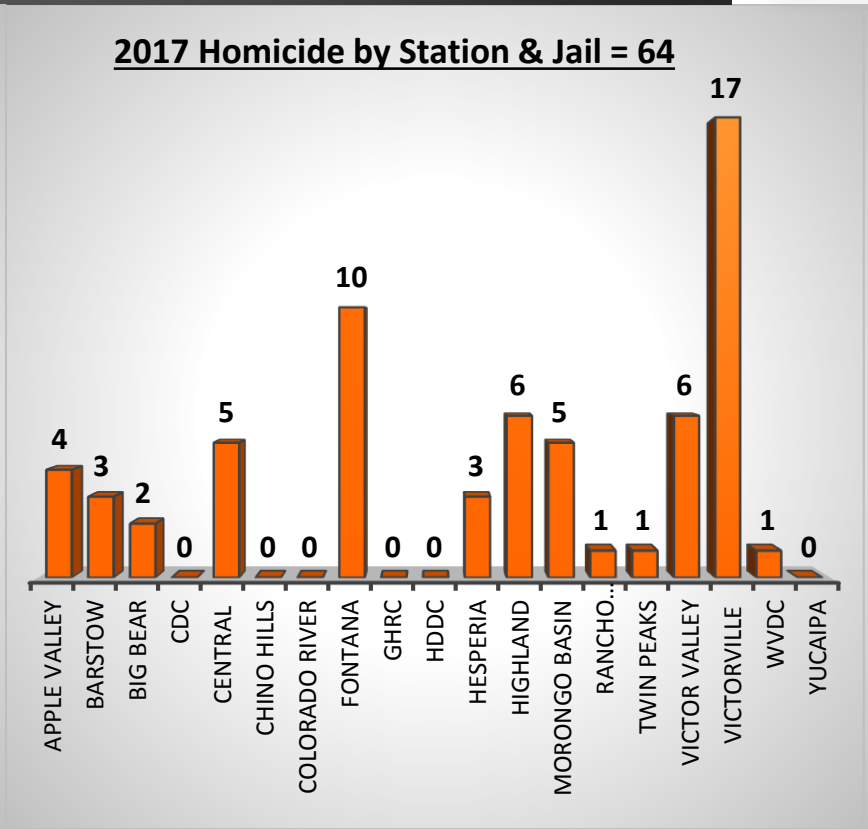

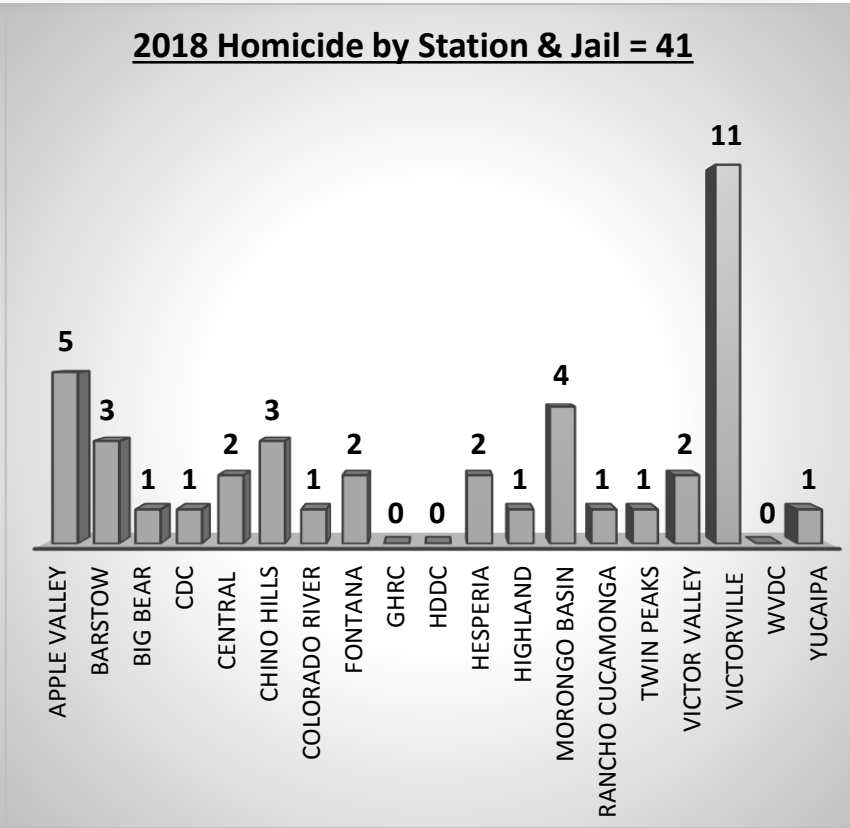

HOMICIDES BY BUREAU

DESERT PATROL BUREAU

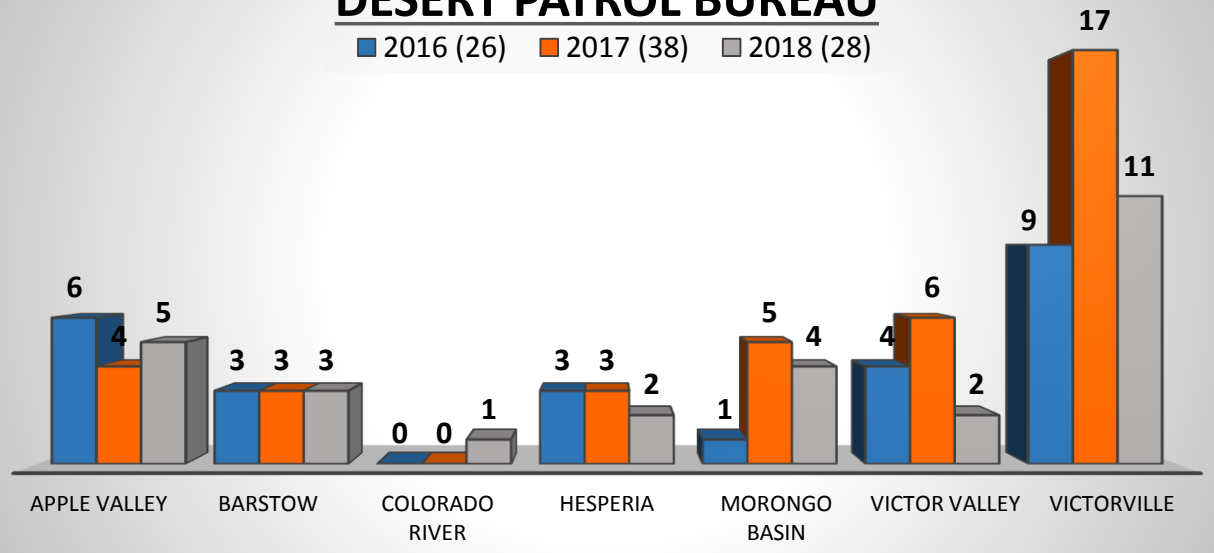

VALLEY/MOUNTAIN PATROL BUREAU

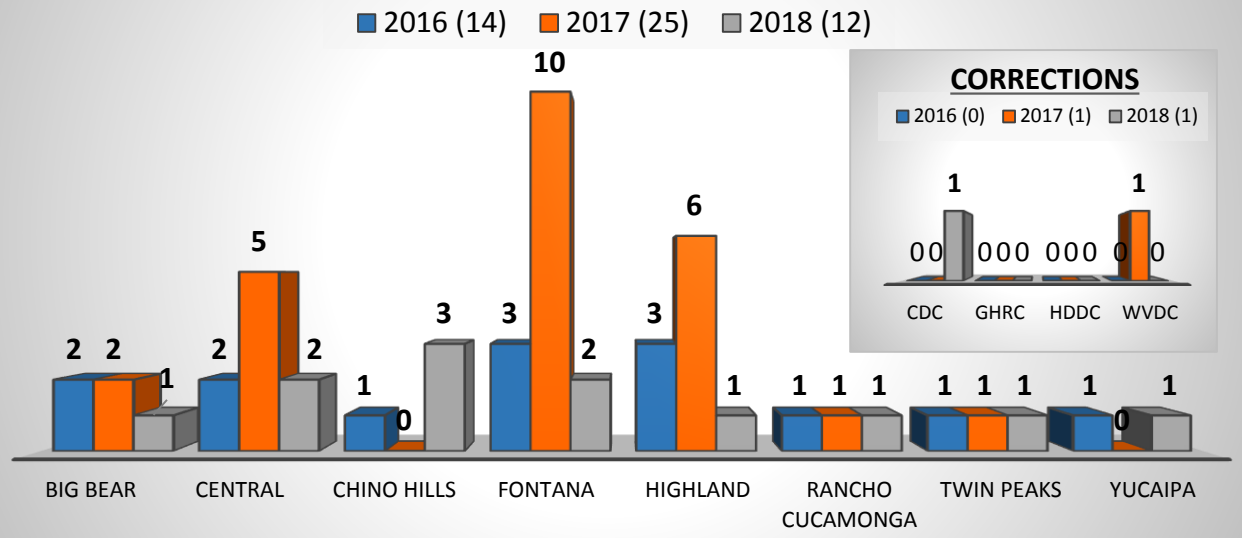

HOMICIDES BY STATION TYPE

CONTRACT CITIES

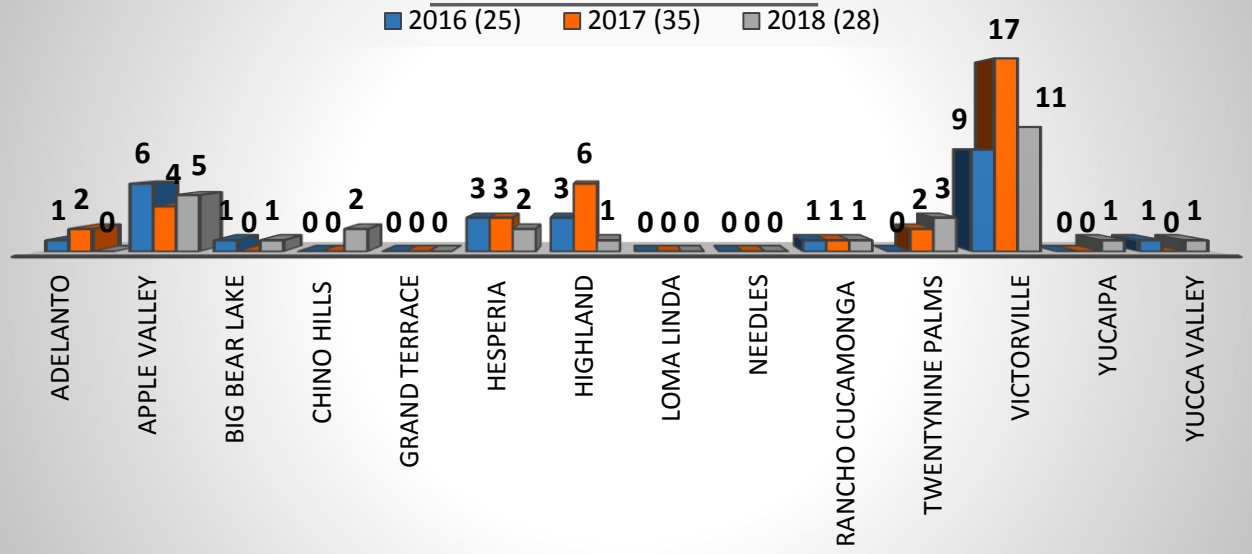

COUNTY OPERATIONS

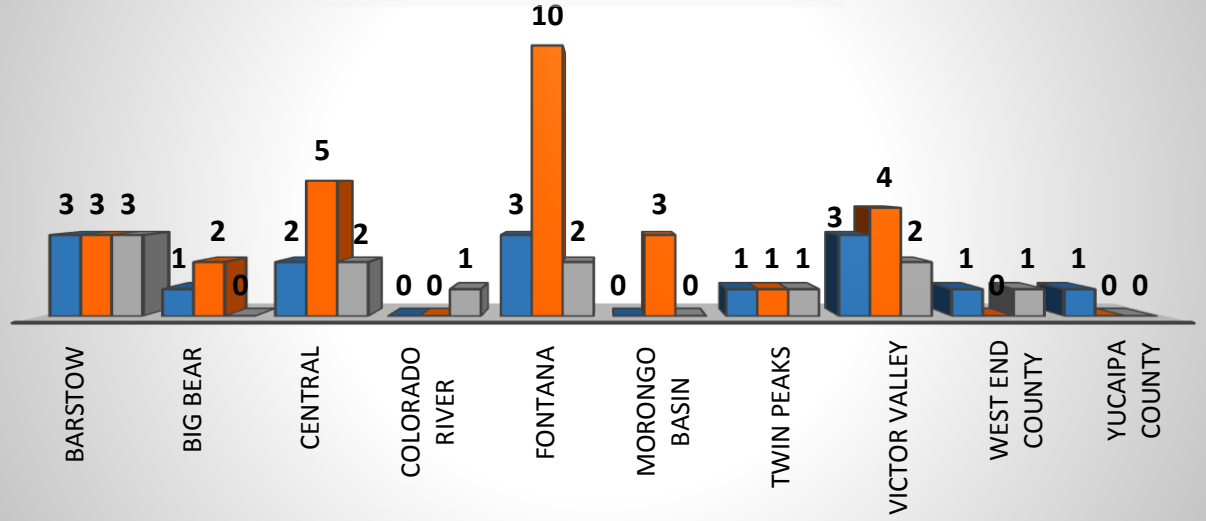

HOMICIDES-MEANS

2016

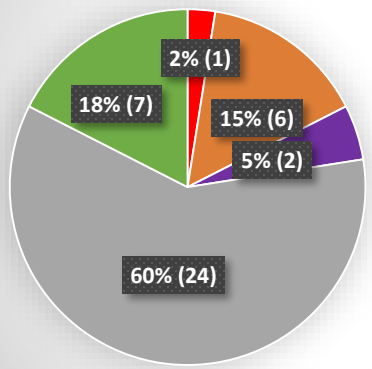

2017

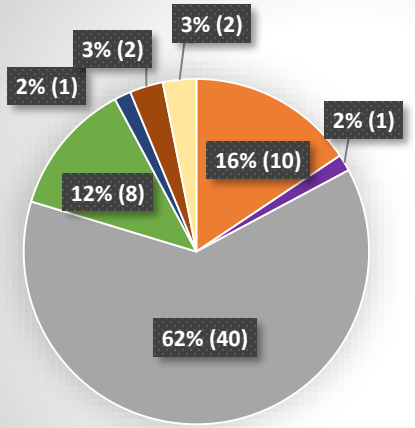

2018

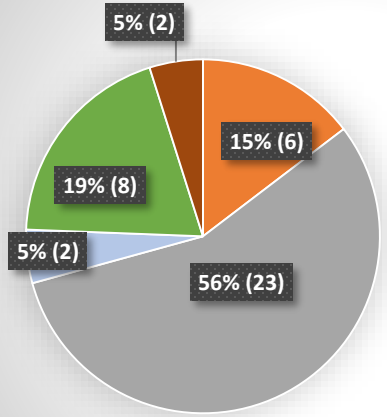

	2016	2018	%+/-	2017	2018	%
Knife	7	8	14%	8	8	0%
Gunshot	24	24	0%	40	24	-40%
Gang Related	6	5	-17%	18	5	-72%

HOMICIDES-RELATIONSHIP

2016

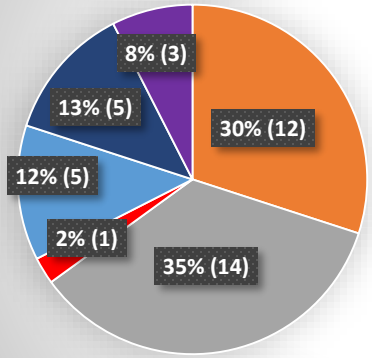

2017

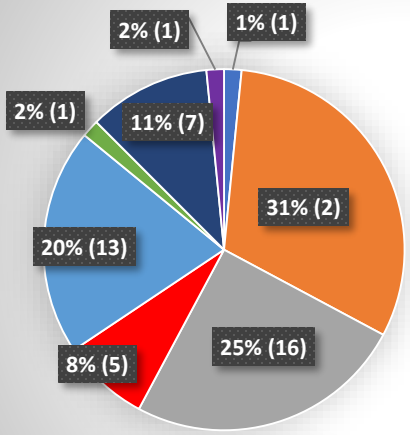

2018

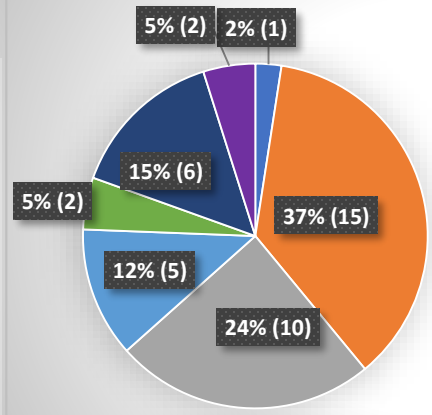

2018 HOMICIDE RELATIONSHIP & MEANS BREAKDOWN

		MONTH	MEANS	RELATIONSHIP
VALLEY/MOUNTAIN PATROL				
COUNTY				
Central Station	2	June, November	Gunshot (2)	Acquaintance, H&S
West End County	1	March	Blunt Force	Random
Fontana Station	2	June, July	Gunshot (2)	Unknown, Random*
Twin Peaks Station	1	October	Stabbing	Domestic/Family
CONTRACT CITY				
City of Big Bear Lake	1	April	Neglect	Domestic/Family
Chino Hills Station	2	July, December	Stabbing, Blunt Force	Acquaintance, Domestic/Family
Highland Station	1	September	Gunshot	Acquaintance
Rancho Cucamongo Station	1	May	Stabbing	Domestic/Family
Yucaipa Station	1	May	Gunshot	Domestic/Family
DESERT PATROL				
COUNTY				
Barstow Station	3	April, June, September	Gunshot (2), Blunt Force	Domestic/Family (2), Acquaintance
Colorado River Station	1	December	Blunt Force	Domestic/Family
Victor Valley Station	1	January	Gunshot	Gang
Lucerne Valley Sub Station	1	September	Gunshot	Acquaintance
CONTRACT CITY				
Apple Valley Station	5	January, June (2), August (2)	Gunshot (4), Stabbing	Domestic/Family, Random (3), Acquaintance
Hesperia Station	2	October (2)	Gunshot (2)	Gang (2)
Twentynine Palms	3	February (2), July	Stabbing, Blunt Force, Neglect	Acquaintance, Domestic/Family (2)
Victorville Station	11	January, April, May, June (3), July, August, November (3)	Gunshot (6), Stabbing (3), Blunt Force, Strangulation	Gang (2), Domestic/Family (4), Random, Acquaintance (2), H&S*, Unknown
Yucca Valley	1	May	Gunshot	Domestic/Family
Valley/Mountain Patrol Sub-Total	12			
Desert Patrol Sub-Total	28			
Total	**40**	***Total 41** Corrections (CDC) = August, Strangulation, Cellmate		

*Fontana: July - robbery of marijuana dispensary
*Victorvile: August - robbery during marijuana sale

2018 VALLEY/MOUNTAIN PATROL BUREAU - HOMICIDES BY MONTH, MEANS, & RELATIONSHIP

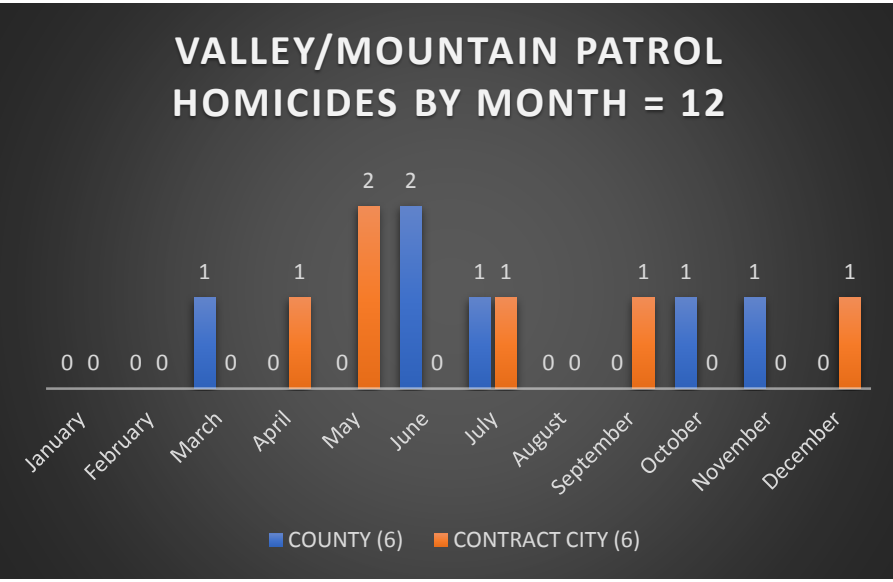

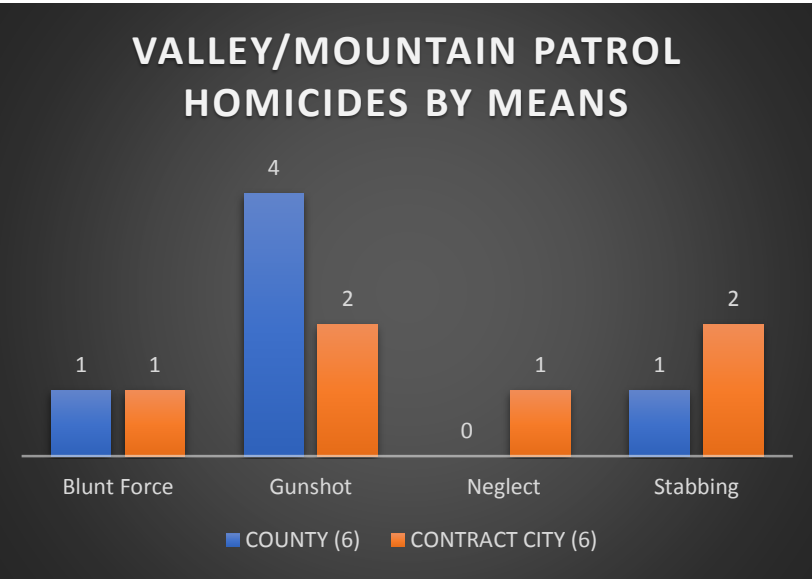

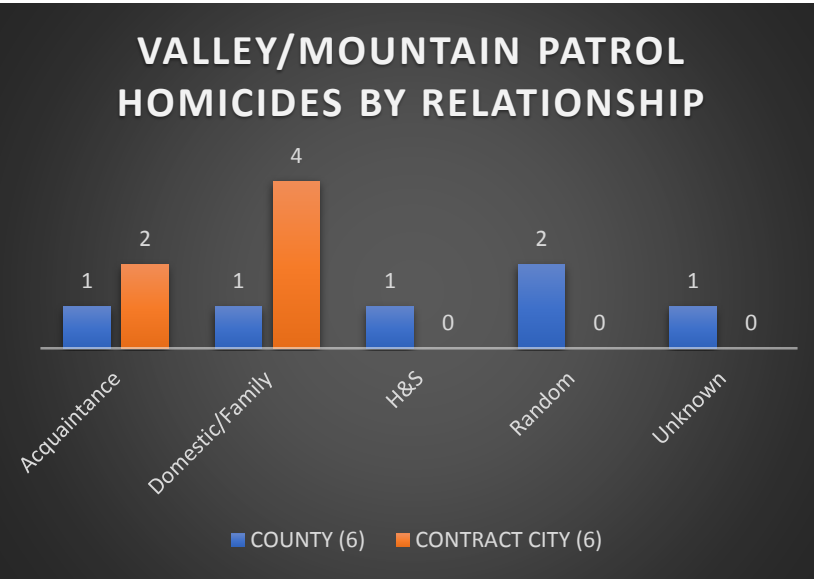

2018 DESERT PATROL BUREAU - HOMICIDES BY MONTH, MEANS, & RELATIONSHIP

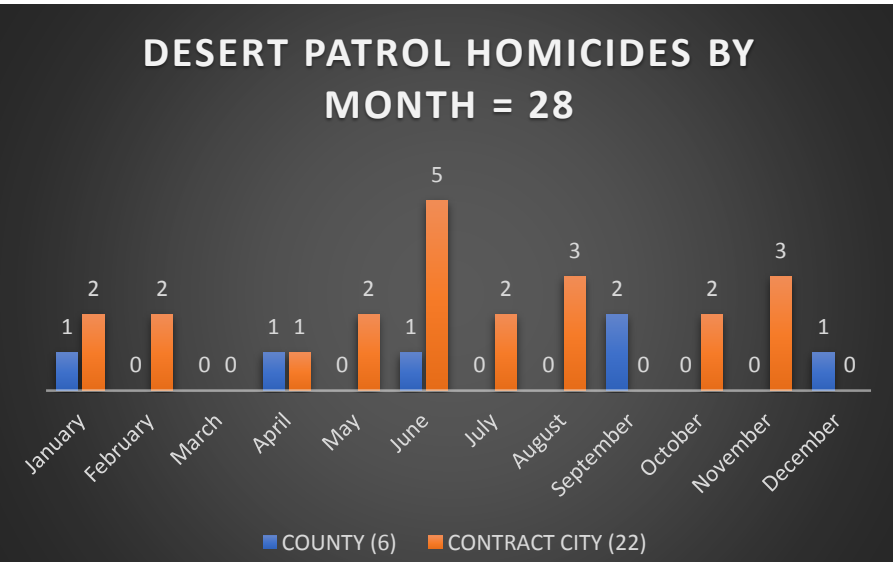

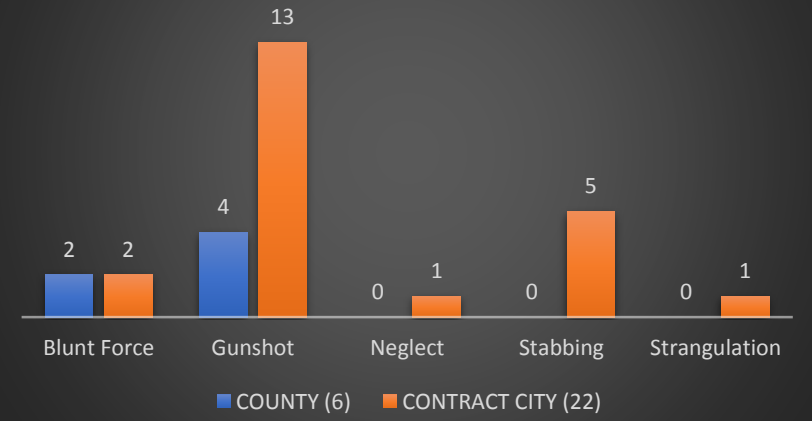

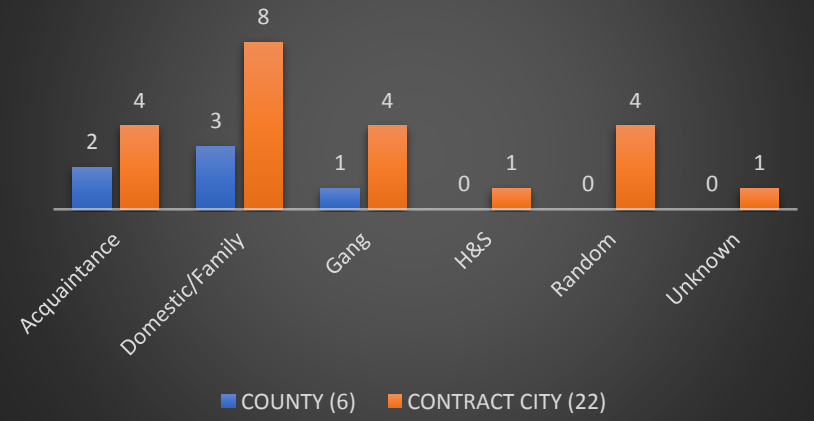

HOMICIDE DETAIL TOTAL INVESTIGATIONS

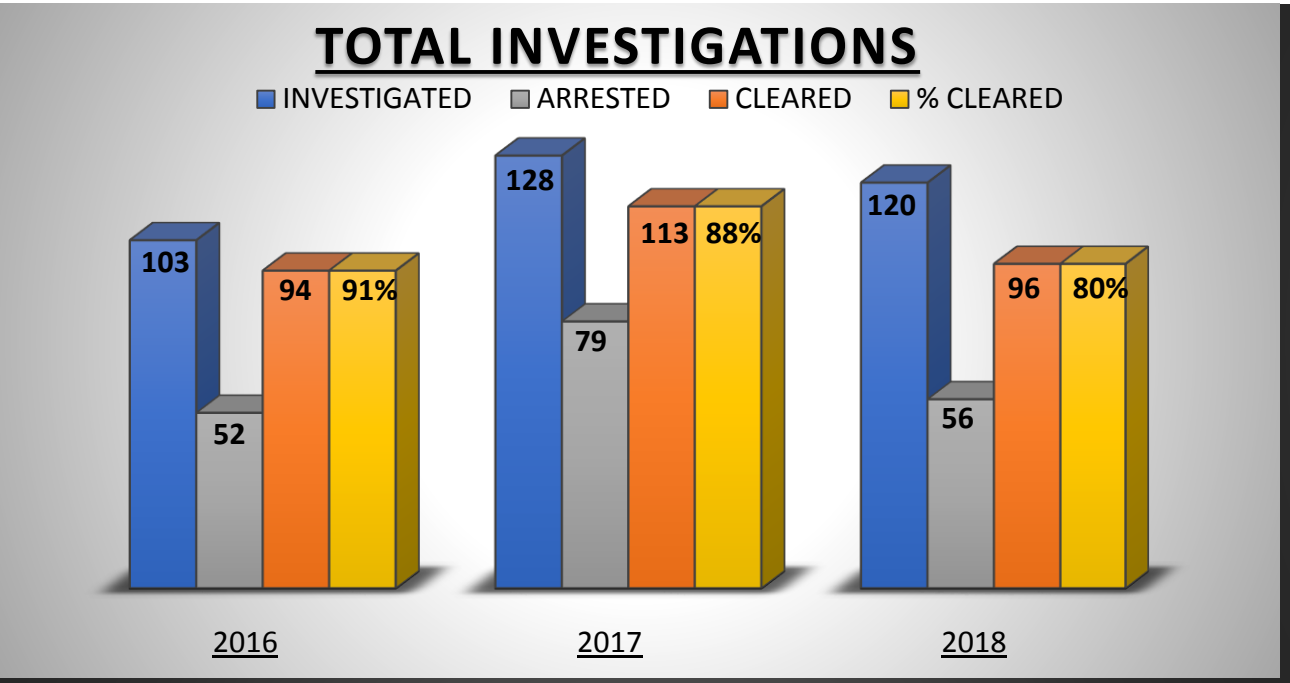

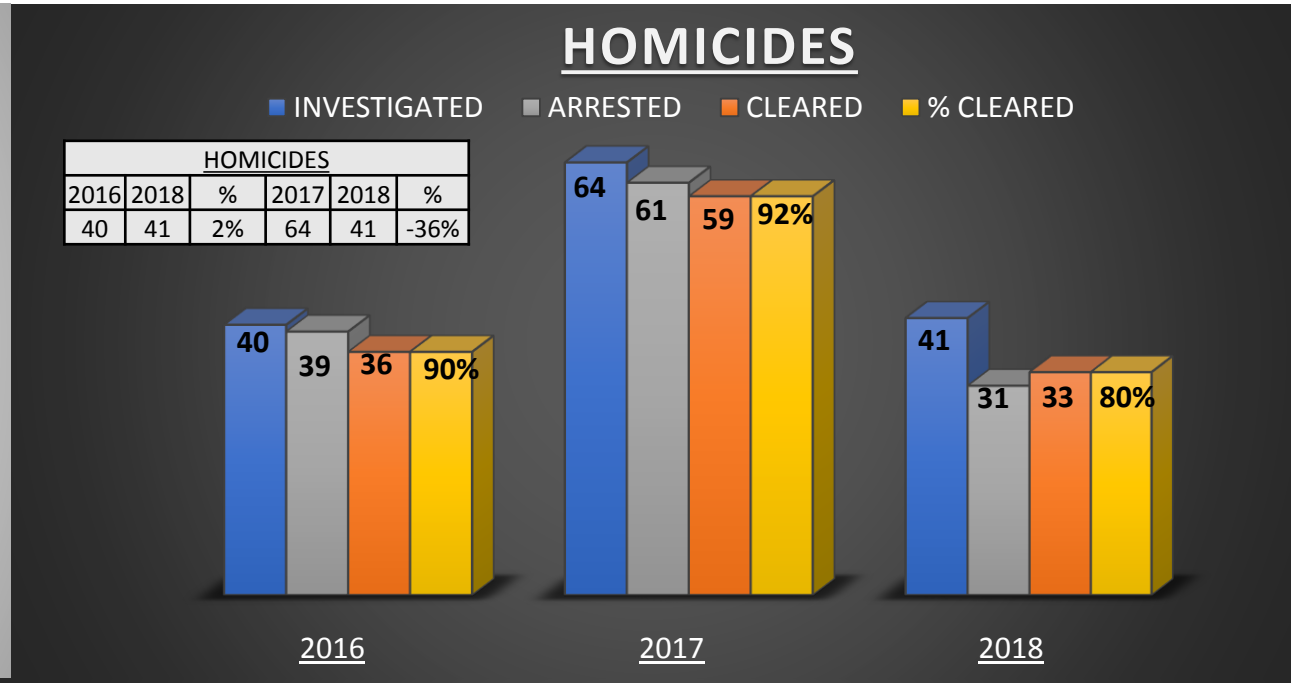

HOMICIDES					
2016	2018	%	2017	2018	%
40	41	2%	64	41	-36%

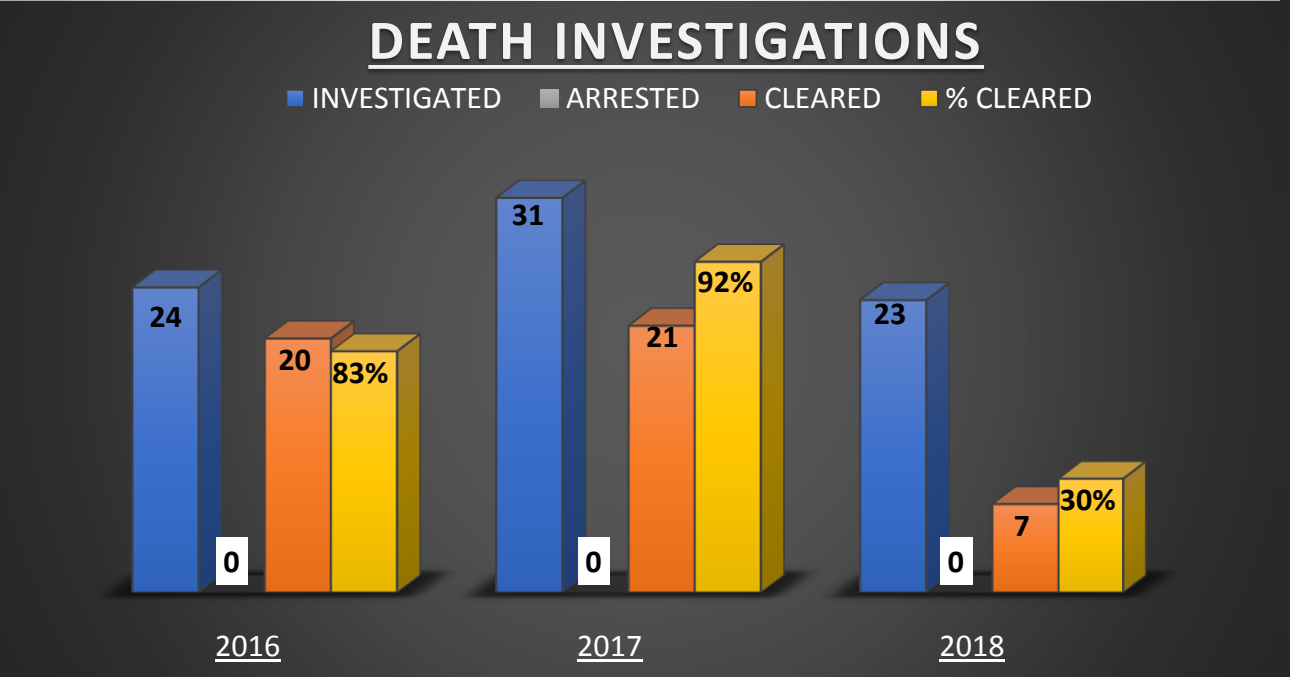

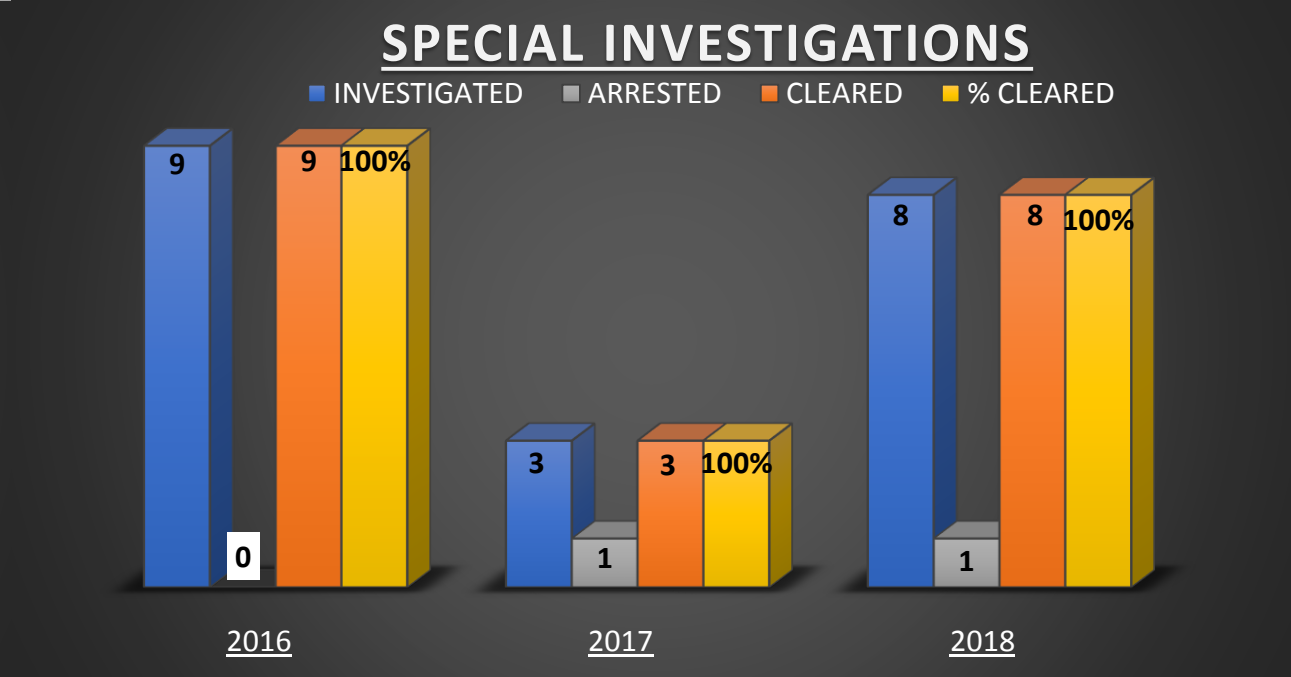

LETHAL FORCE ENCOUNTERS (LFE)/IN-CUSTODY DEATHS (ICD) TOTAL INVESTIGATIONS

LETHAL FORCE ENCOUNTER (LFE)

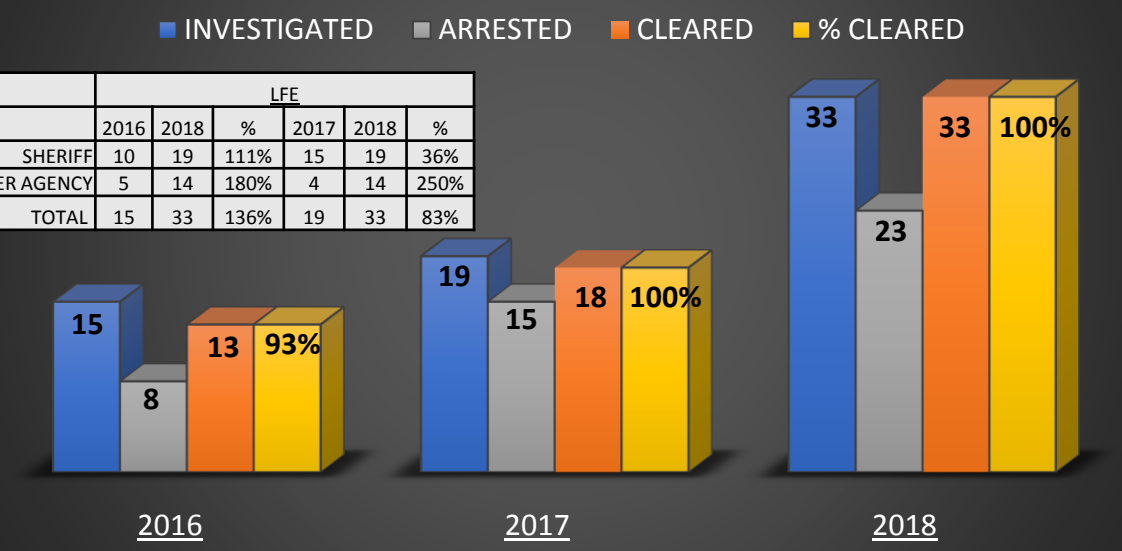

	LFE					
	2016	2018	%	2017	2018	%
SHERIFF	10	19	111%	15	19	36%
OTHER AGENCY	5	14	180%	4	14	250%
TOTAL	15	33	136%	19	33	83%

SBSD IN-CUSTODY DEATHS

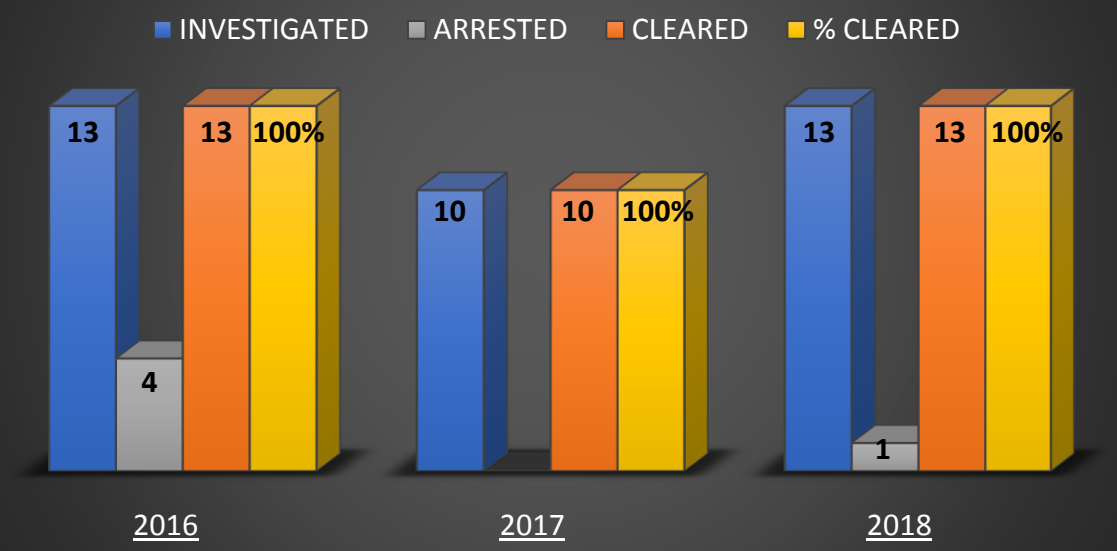

OTHER LFE INVESTIGATIONS

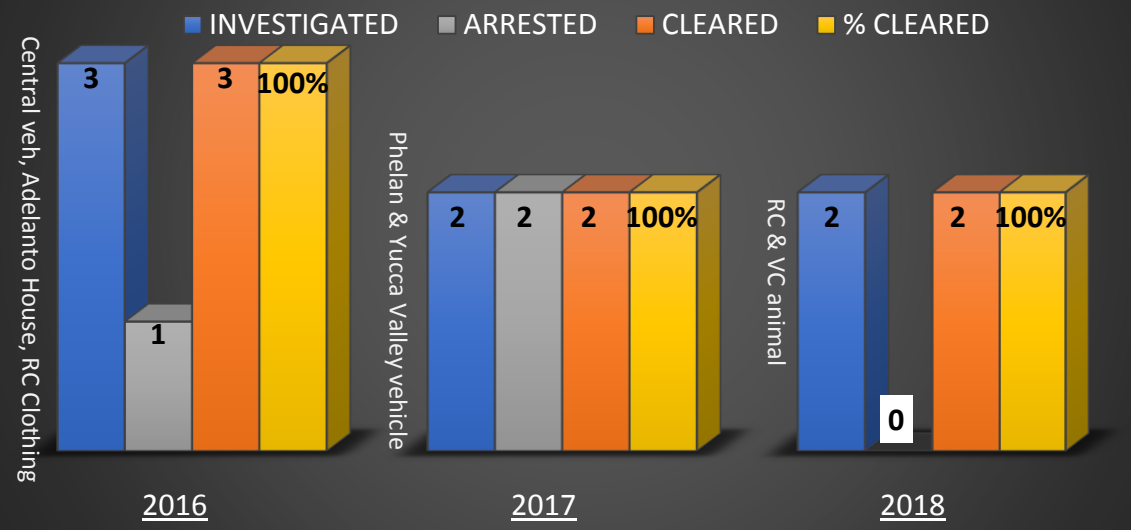

(LFE) Other Agency Comparison

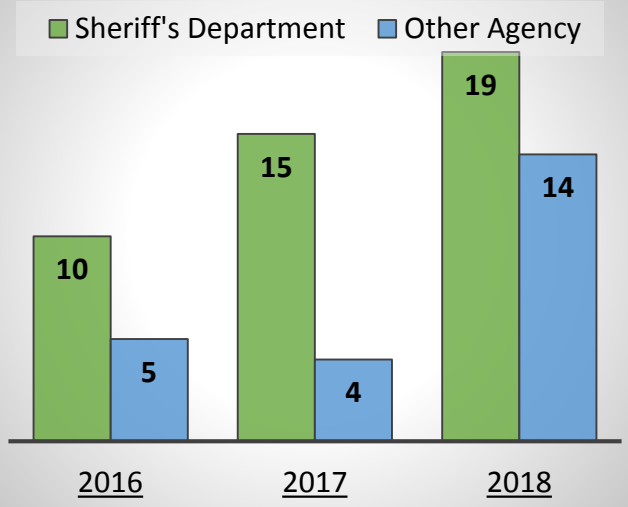

IN-Custody Deaths Field (LFE) vs. Jail

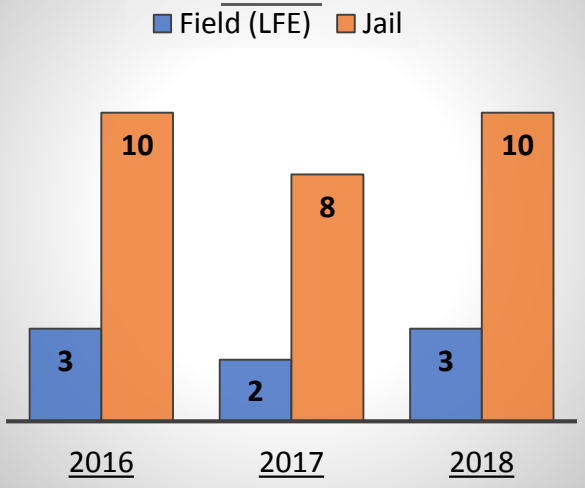

LETHAL FORCE ENCOUNTERS (LFE) - OUTCOMES

2016 - LFE SBSD Personnel

Total=10

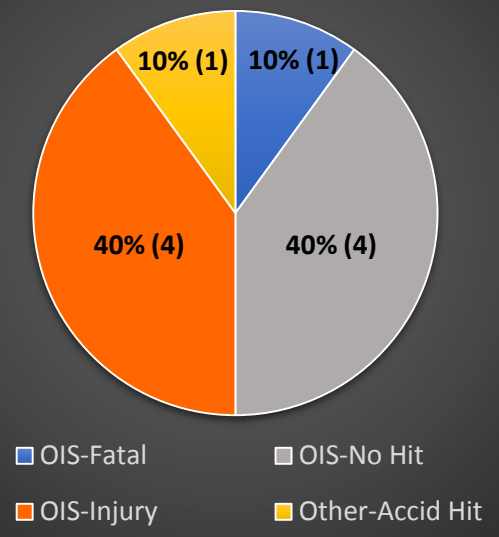

2017-LFE SBSD Personnel

Total=15
(11 Arrests)

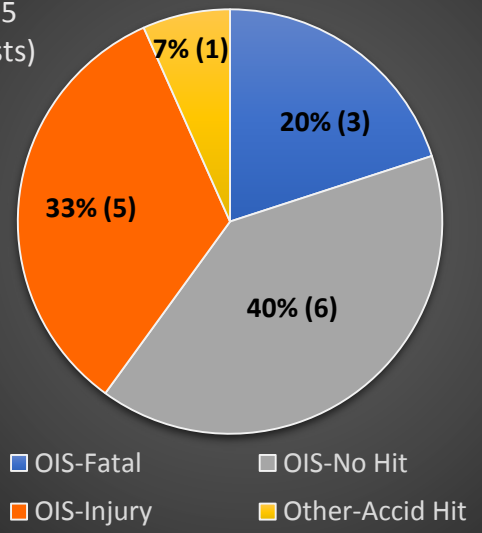

	2016	2018	%	2017	2018	%
OIS-Fatal	1	5	400%	3	5	67%
OIS-Injury	4	6	50%	5	6	20%
OIS-No Hit	4	5	25%	6	5	-17%
I/C Death	0	1	N/C	0	1	N/C
Other	1	2	100%	1	2	100%
Total	10	19	90%	15	19	27%
Please Note: N/C = Not Calculable						

2018- LFE SBSD Personnel

Total=19 (18 Arrests)
*One LFE resulted in
a deputy being shot*

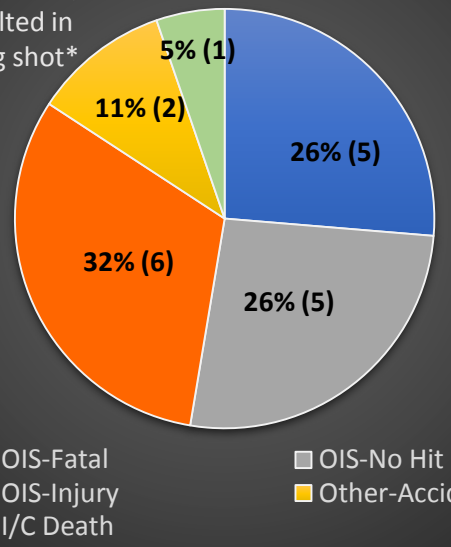

2016-LFE Other Agencies

Total=5
(1 Arrest)

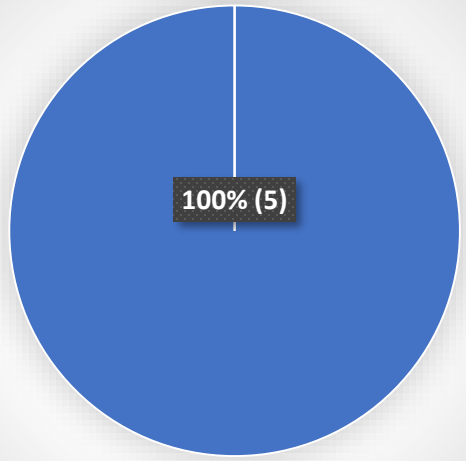

2017-LFE Other Agencies

Total=4
(3 Arrests)

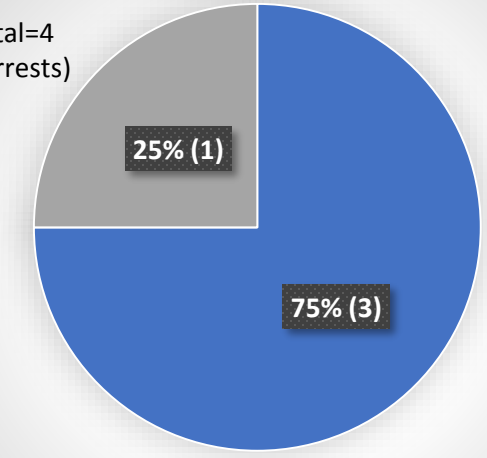

2018-LFE Other Agencies

Total=14
(5 Arrests)

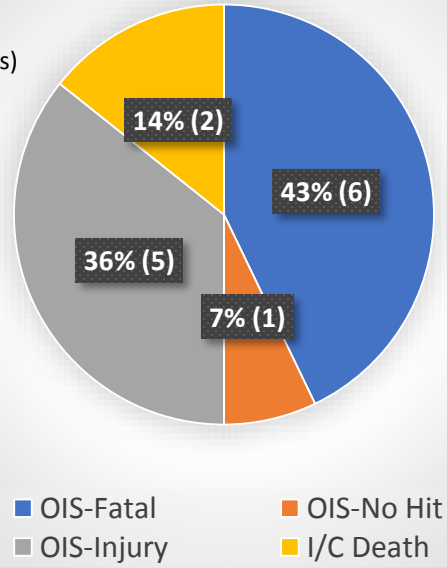

IN-CUSTODY DEATHS (ICD) - JURISDICTIONS

CUSTODY

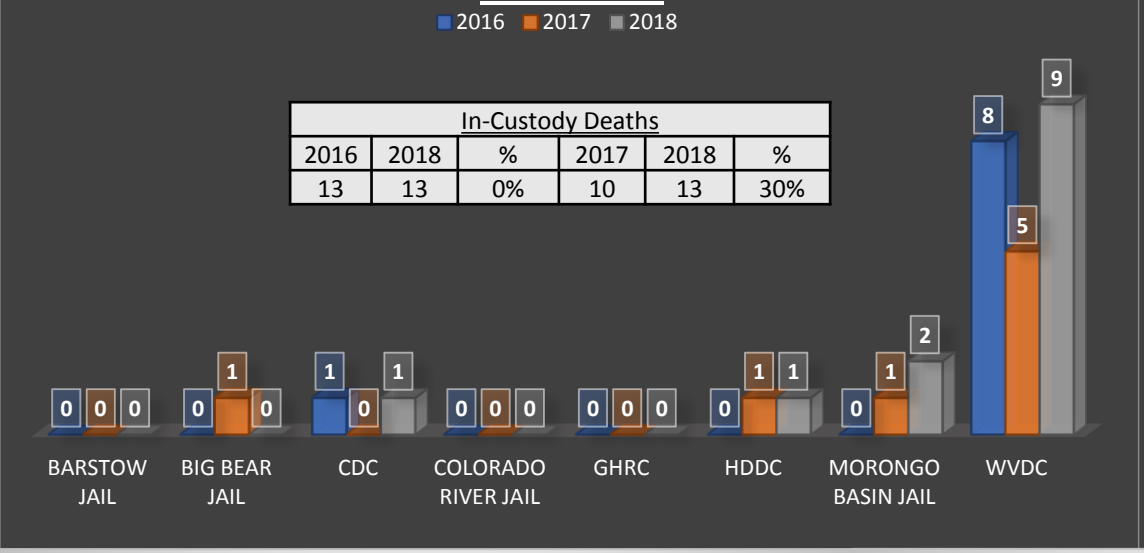

In-Custody Deaths					
2016	2018	%	2017	2018	%
13	13	0%	10	13	30%

PATROL STATIONS

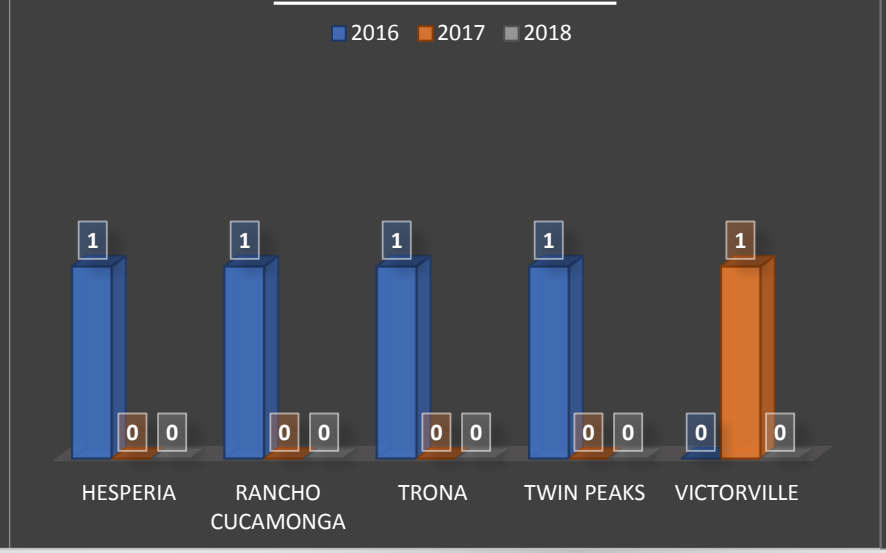

OTHER AGENCIES

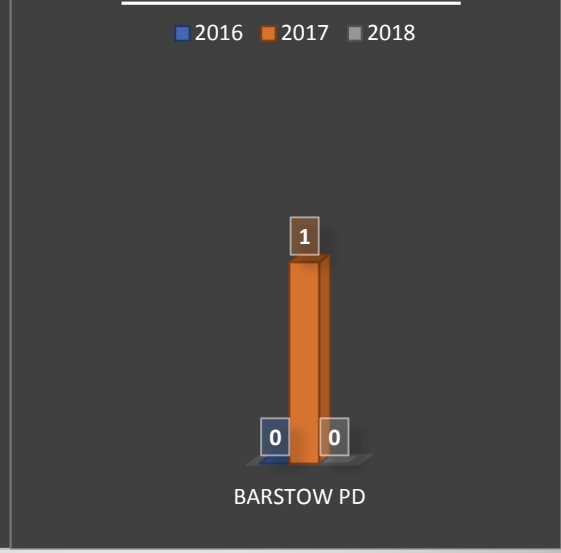

2016- In-Custody Death Investigations = 13

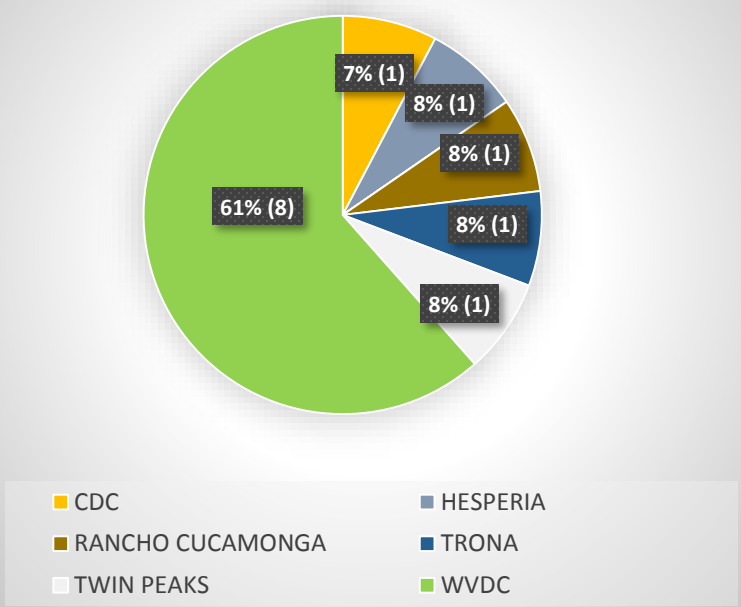

2017- In-Custody Death Investigations = 10

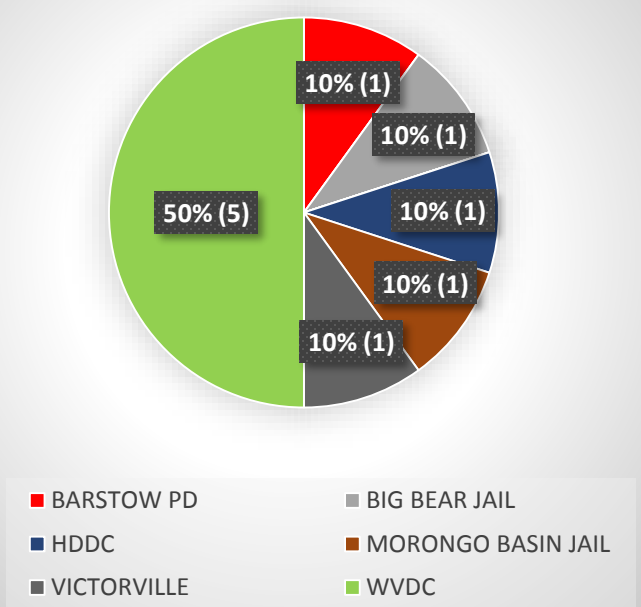
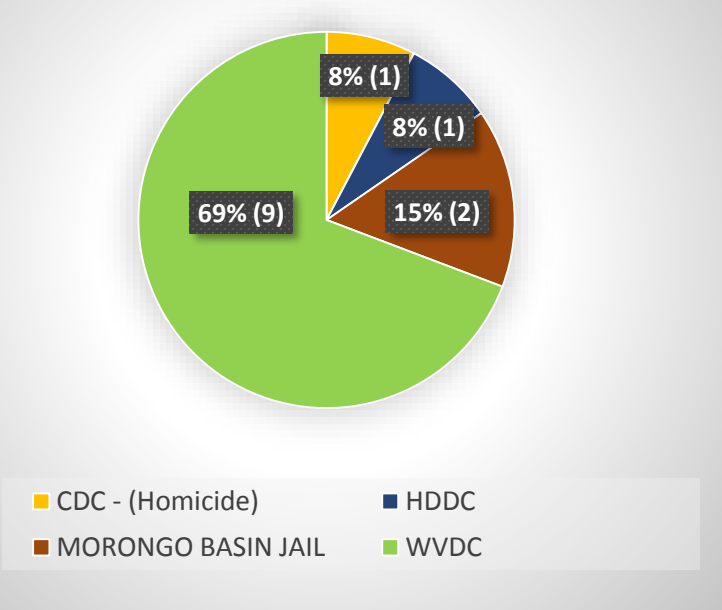
2018- In-Custody Death Investigations = 13