San Bernardino County Homeless Partnership
West Valley Regional Steering Committee

Wednesday, August 12, 2020 • 1:00 p.m. to 3:00 p.m.
Please Note Change in Time

Join Zoom Video Conference hosted by the City of Rancho Cucamonga:
https://us02web.zoom.us/j/89595982006?pwd=bUxNUlA2R2lCbG9WRVhpTkRLN2wxZz09
Meeting ID: 895 9598 2006 - Password: 540162
Dial in +1 669 900 6833 - One tap mobile +16699006833,,89595982006# US (San Jose)

AGENDA

OPENING REMARKS	PRESENTER
A. Call to Order B. Welcome and Introductions	Erika Lewis-Huntley Don Smith
REPORTS & UPDATES	
C. Interagency Council on Homelessness D. Homeless Provider Network E. Office of Homeless Services F. Regional City & Service Partners	Erika Lewis-Huntley Don Smith Tom Hernandez/OHS staff Committee Members
CONSENT ITEM	
G. Approve Meeting Minutes from July 8, 2020	Erika Lewis-Huntley
DISCUSSION ITEMS	
H. Review of Draft Scoring Criteria for Regional Homeless Housing, Assistance and Prevention Program Application I. Updates on COVID-19 Response for People Experiencing Homelessness and those At-Risk of Homelessness a. California Homekey Program b. County Project Roomkey activities c. City and County CARES Act Funding	Don Smith Erika Lewis-Huntley Committee Members
CLOSING	
J. Public Comment (3 mins) K. Steering Committee Member Comments L. Adjournment	Don Smith Erika Lewis-Huntley
Next Scheduled Meeting: West Valley Regional Steering Committee Wednesday, August 12, 2020, 9:00 – 11:00 pm Goldy S. Lewis Community Center – Creative Corner Room (tentative) 11200 Baseline Rd., Rancho Cucamonga, CA 91701	

Mission Statement
The Mission of the San Bernardino County Homeless Partnership is to provide a system of care that is inclusive, well planned, coordinated and evaluated and is accessible to all who are homeless and those at-risk of becoming homeless.

THE SAN BERNARDINO COUNTY HOMELESS PARTNERSHIP MEETING FACILITY IS ACCESSIBLE TO PERSONS WITH DISABILITIES. IF ASSISTIVE LISTENING DEVICES OR OTHER AUXILIARY AIDS OR SERVICES ARE NEEDED IN ORDER TO PARTICIPATE IN THE PUBLIC MEETING, REQUESTS SHOULD BE MADE THROUGH THE OFFICE OF HOMELESS SERVICES AT LEAST THREE (3) BUSINESS DAYS PRIOR TO THE PARTNERSHIP MEETING. THE OFFICE OF HOMELESS SERVICES TELEPHONE NUMBER IS (909) 386-8297 AND THE OFFICE IS LOCATED AT 303 E. VANDERBILT WAY SAN BERNARDINO, CA 92415. http://www.sbcounty.gov/sbchp/

AGENDA AND SUPPORTING DOCUMENTATION CAN BE OBTAINED AT 303 E VANDERBILT WAY, SAN BERNARDINO, CA 92415 OR BY EMAIL: HOMELESSRFP@HSS.SBCOUNTY.GOV .

Minutes for San Bernardino County Homeless Continuum of Care
West Valley Regional Steering Committee Meeting

July 8, 2020
9:00 A.M. – 11:00 A.M.
Via Zoom Video Conference hosted by City of Rancho Cucamonga

Minutes recorded and transcribed by Dawn Spencer, RSC Secretary & Programs Manager, Knowledge Education for Your Success, Inc.

OPENING REMARKS	PRESENTER	ACTION / OUTCOME
Call to Order Welcome and Introductions	Don Smith Erika Lewis-Huntley	• Meeting was called to order at 9:05 a.m. • Attendees were welcomed to the meeting. Introductions were made by all attendees.
REPORTS & UPDATES		
Interagency Council on Homelessness (ICH)	Don Smith	• At last ICH meeting an update was given on Project Roomkey that has participants throughout the county with two major placement locations in San Bernardino but also Mountain area, Montclair, Redlands. • Update was given on how the $975,000.00 from state for Project Roomkey is being spent. Spending of $683,000.00 so far includes $600,000.00 for 60 rooms at 1 motel in San Bernardino, sanitation of equipment and living quarters, $3,000.00 for electronic needs, $28,000.00 in repairs due vandalization of trailers, $9,000.00 for laundry trailers • The state received a 30-day extension for FEMA reimbursement. FEMA is reimbursing up to 75% of the costs for high risk populations to be sheltered under Project RoomKey. • $1.3 billion being put out by the state for next phase, Project Homekey, for permanent housing units. Cities and Counties will be able to submit proposals for identified projects. • ICH Board approved moving the $1.6 million state CESH funding under the administration of Office of Homeless Services to get funds moving. Tom Hernandez stated that there is a meeting today about getting RFP out. • Next ICH meeting is scheduled for July 22, 2020 at 9:00am via WebX.
Homeless Provider Network	Don Smith	• Next HPN meeting an All County meeting, Tuesday, July 14, 2020 at 1:00pm via Zoom.
Office of Homeless Services	Tom Hernandez	• Fiscal year ended June 30 and the new fiscal year has started for July 1, therefore some processing has been slow as they wrap up last fiscal year. HEAP disbursements will be processed as soon as possible.

		• Round two of HHAP funds expected to be out in the fall. This is AB 3300, with $300 million allocated and starts July 1, 2020. Breakdown of allocation includes $90 million to CoCs, $130 million to the 13 largest cities in the state, $80 million to each county and is based on 2019 PITC. Currently projected that $1.5 million will go to the CoC in HHAP round two and $1.4 million will go to the County, totaling almost $3 million. • Regional HHAP Application should go to ICH for review on the July 22, 2020. HHAP check was received by County: $2.8 million for the County and $3 million for the CoC. • OHS is transitioning from CDHA to Human Services through an internal restructuring of the County. This will be going before the Board for approval. • Upcoming funding sources: No Place Like Home Phase 3 release of NOFA is expected October 2020. Permanent Local Housing Allocation (PLHA) available to HUD entitlement communities for predevelopment, development, rehab, preservation, multi-family residential, affordable housing, housing trust, capitalized reserves, assisting homeless.

	Don Smith	• City responses to PHLA:
		  • Katryna Gonzalez: City of Ontario took PHLA application to council last night. Application lists affordable housing and homeownership programs.
		  • Erika Lewis-Huntley: City of Rancho Cucamonga has not submitted application yet but is gathering feedback/from team meetings and housing forum discussions to out together the application.
		  • Janice Elliot: City of Upland is preparing application for $260,00 for 5 years.
		  • Ryan Morais, City of Chino would like more information on applying for PHLA.
		  • Brandi Larson, Chino Hills would like more information on applying for PHLA.
		  • City of Montclair is not eligible for this funding

General Updates and Announcements	Gabe Fondario	• City of Montclair had question about expanding funding for HEAP/Project Roomkey using incoming funds. Needs to have conversation with Tom and Casonya Thomas. • City of Montclair is working with Michelle at IEHP to help Project Roomkey participants get enrolled for insurance benefits and possibly qualify for housing assistance.
	André Bossieux	• DBH TAY, 14 youth in Ontario TAY are currently being sheltered in motels. At the end of this funding stream (HEAP), how can housing for these youth be sustained? Also, for Project Roomkey participants. Next step needs to be identified.

	Ken Bell	• Some of the past impediments in CES referrals and services are being addressed. They are taking concern with being more efficient. Please contact Ken with any issues that need to be addressed at KBell@ieuw.org.
CONSENT ITEMS		
Review of Meeting Minutes from June 10, 2020	Don Smith	• With no objections, minutes were approved.
DISCUSSION ITEMS		
Discussion of Recommendations for Action Steps based on San Bernardino County Homeless Cost Study and 2020 Point-in-Time Count	Don Smith Tom Hernandez Kent Paxton	• Don shared some power point slides (attached) reviewing regional Point-in-Time Count data (data missing from Upland shelter/transitional facilities) as well as information on the cost of housing in SB County and the growing deficit in affordable housing. • Tom and Kent shared information from the recent "Cost Study Analysis of Chronic and Veteran Homeless Cohorts in San Bernardino County" as well as PITC data analysis for each City in the West Valley Region. The County is seeking regional input on how we can use this data to direct future policy development within the county. • Power point presentation attached.
County Community Development & Housing Agency / ESG-CV Funding	Shanikqua Freeman	• Shanikqua shared information on upcoming funding opportunities including special Emergency Solutions Grant funding made available through the CARES Act as well as the annual federal and state ESG funding allocations. CDHA is seeking input and greater collaboration with cities and regional service providers on the service delivery and leveraging of County ESG and other funding resources. • Power point slide attached.
Updates on COVID-19 Response for People Experiencing Homelessness and those At-Risk of Homelessness • County Project Roomkey • Regional CARES Act Funds	Don Smith	• Agenda item not covered due to time constraints.
CLOSING		
Public Comment		• No public comments submitted or voiced.
Adjournment	Don Smith	• Being no further business to discuss, the meeting was adjourned at 12:00 pm.
Next Meeting		• The next West Valley Regional Steering Committee Meeting is scheduled for August 12, 2020 at 1:00pm via Zoom.

July 8, 2020 Attendees: West Valley Regional Steering Committee Meeting

LAST NAME	FIRST NAME	ORGANIZATION	PHONE NUMBER	EMAIL ADDRESS
Angulo	Lizet	Ladies TKO	6263408759	Ladiestko@yahoo.com
Bell	Ken	211 CES	909-912-6112	kbell@ieuw.org
Bossieux	Andre	DBH TAY	909-387-7212	abossieux@dbh.sbcounty.gov
Candela	Jessica	Foothill Family Shelter Upland	(909)920-0453 ext.103	Jessica@foothillfamilyshelter.org
Chavez	Erika	City of Chino	909-334-3462	echavez@cityofchino.org
Colunga	Alyssa	City of Montclair	909-625-9459	acolunga@cityofmontclair.org
Contreras	T.	Chino PD		Tcontreras@chinopd.org
Dowdy	Brenda	San Bernardino County Superintendent of Schools	9098000450	brenda.dowdy@sbcss.net
Eason	Briana	Community Health Association Inland Southern Region	9095662555	beason@chaisr.org
Elliott	Janice	city of Upland	9094777827	janiceelliott4upland@gmail.com
Esquivel	Ashley	Upland Police Department	9099211016	Aesquivel@uplandpd.org
Etter	Janice	City of Big Bear Lake	909-866-5831 x 123	jetter@citybigbearlake.com
Evans	Leslie	Foothill AIDS Project	(909) 884-2722 x 224	Leslie@fapinfo.org
Fondario	Gabe	City of Montclair	909-256-9589	gfondario@cityofmontclair.org
Freeman	Shanikqua	County SB	9093874327	Shanikqua.freeman@cdh.sbcounty.goc
Gonzalez	Katryna	City of Ontario	9093952322	Kgonzalez@ontarioca.gov
Grosvenor	Kami	Inland Valley Council of Churches, dba Inland Valley Hope Partners	909-622-3806, x101	kamig@inlandvalleyhopepartners.org
Hedrick	Evelyn	Reach Out	9099828641	evelyn@we-reachout.org
Hernandez	Thomas	Office of Homeless Services	909-501-0610	Tom.Hernandez@cdh.sbcounty.gov
Holer	Sarah	MHS- Ontario TAY Center	(909) 983-4466	Sarah.holer@mhsinc.org
Larson	Brandi	CITY OF CHINO HILLS	9093642718	blarson@chinohills.org
Lewis-Huntley	Erika	City of Rancho Cucamonga	9097742008	erika.lewis-huntley@cityofrc.us
Lim	Steven	Rancho Cucamonga Police	909-276-0982	slim@sbcsd.org

LAST NAME	FIRST NAME	ORGANIZATION	PHONE NUMBER	EMAIL ADDRESS
Lopez	Delia	Rolling Start Inc.	9098909516	dlopez@rollingstart.com
Madden	Gary	Inland Empire United Way	9099217855	gmadden@ieuw.org
Manzo	Marisela	San Bernardino County- CDH	9093873212	marisela.manzo@cdh.sbcounty.gov
Martinez	Desiree	Pathways Network to Housing	9092023625	desireepathwayshousing@gmail.com
Navarro	Stephanie	County of San Bernardino	(909) 387-2897	stephanie.navarro@hss.sbcounty.gov
Ozier	Leif	Catholic Charities San Bernardino & Riverside	9099065980	lozier@ccsbriv.org
Pallesen	Peter	City of Ontario	909-395-2333	ppallesen@ontarioca.gov
Paxton	Kent	SBCO BOS	9003874565	Kent.paxton@bos.sbcounty.gov
Rucker	Ethel and Donald	Christian Development Center	9093192240	ruckergen3@gmail.com
Ryan	Morais	City of Chino	9092038406	rmorais@cityofchino.org
Scott	ZaZette	Team Heart Ministries	9099088053	
Smith	Don	SBC Pathways to Housing Network	909-210-0639	DonSmithSolutions@outlook.com
Tinoc	Carlos	US Vets Inititive	951-206-0384	ctinoc@usvetsinc.org
Ulloa	Raquel	LHSSC	909-953-5968	raquelu@lighthouse-ssc.org
VanEarden	Melenie	San Bernardino County Dept Public Health / InnROADs	9096773287	melenie.vanearden@dph.sbcounty.gov
Velarde	Hope	City of Rancho Cucamonga	9097742007	Hope.velarde@cityofrc.us
Watkins	Erica	San Bernardino County, Community Development & Housing Agency	(909) 387-4438	Erica.Watkins@cdh.sbcounty.gov
Wess	Marcelle	DBH-West Valley InnROADs Program	(909) 501-9072	marcelle.wess@dbh.sbcounty.gov
Wiggins	Noel	Loveland Church	16265378104	noelhereandthere@gmail.com

San Bernardino County Continuum of Care 2020-HHAP Regional Project Scoring Guidelines

The **Homeless Housing, Assistance, and Prevention Program** (HHAP) funding provides local jurisdictions with funds to support regional coordination and expand or develop local capacity to address their immediate homelessness challenges informed by a best-practice framework focused on moving homeless individuals and families into permanent housing and supporting the efforts of those individuals and families to maintain their permanent housing.

All HHAP Regional Project Applications will be reviewed by their respective **SBCHP Regional Steering Committee** which will submit their recommendations to the **Interagency Council on Homelessness** for final approval. All project applications will be reviewed and scored by the Regional Steering Committees based on the following:

- The extent to which the proposed project meets the CoC's HHAP Project Eligibility threshold.
- The extent to which the proposed project is for an eligible use that will expend funds on evidence-based solutions that address and prevent homelessness among eligible populations – persons who are literally homeless or at imminent risk of homelessness.
- The extent to which the proposed project addresses a Regional priority activity and/or target population.
- The extent to which the proposed project aligns with CoC goals, strategies, and services, both short-term and long-term, to reduce homelessness and make it non-recurring.

Housing First Emphasis (Pass or Fail)

- Does the proposed project conform to California and the CoC's Housing First policy? Yes or No
- Does the applicant organization emphasize housing first practices that include rapid placement and stabilization for housing permanency and does not have service participation requirements or preconditions? Yes or No

A. Addressing Regional Needs (25 points)

- The extent to which the proposed project addresses an identified or otherwise unmet Regional service need.
- The extent to which the proposed project addresses an identified Regional priority activity/eligible use.
- The extent to which the proposed project serves an identified Regional target population.
- The extent to which the Applicant has an existing service presence within the Region.

B. Project Focus (25 points)

- The extent to which the proposed project is for a HHAP eligible use.
- The extent to which the proposed project supports regional coordination and helps to expand or develop local capacity to address immediate homelessness challenges.
- The extent to which the proposed project applies a best-practice framework focused on moving homeless individuals and families into permanent housing and/or supporting the efforts of those individuals and families to maintain their permanent housing.
- The extent to which the proposed project will expend funds on evidence-based solutions that address and prevent homelessness among eligible populations.

C. Coordination and Collaboration (25 points)

- The extent to which the proposed project supports regional coordination and helps to expand or develop local capacity to address immediate homelessness challenges.
- The extent to which the applicant will coordinate the proposed project activities within the CoC Homeless Crisis Response System structure
- The extent to which the proposed project involves a multi-agency/entity collaboration
- The extent to which the applicant leverages funding and/or resources from other agencies/entities.

D. Experience and Capacity (25 points)

- The applicant's experience and capacity in providing similar services, the length and type of experience it has working with homeless service populations, the quality of programs/services it provides and the experience level of key staff.
- The applicant's ability and capacity to begin implementation of the proposed project upon HHAP contract execution.
- The extent to which the applicant's proposed project supplements and does not supplant any current program funding.
- The applicant's ability and capacity to document, track and report eligible use of funds and measurable outcomes as required by the state
- The applicant's proposed budget costs are adequate, efficient, and realistic to complete the project and meet proposed outcomes

HOMELESSNESS IN SAN BERNARDINO COUNTY

Point in Time Count	Sheltered	Unsheltered	Total
2019 Homeless Count	687	1,920	2,607
2020 Homeless Count	735	2,390	3,125
	23.5%	76.5%	
Difference:	+48 (7.0%)	+470 (+24.5%)	+518 (+19.9%)

HOMELESSNESS IN SAN BERNARDINO COUNTY

287 (9%) of Total # of Homeless Persons Were Identified in West End Cities

Point in Time Count	Sheltered	Unsheltered	Total	+/- 2019
West Valley Region	34	253	287	-8
Chino	0	31	31	+8
Chino Hills	0	2	2	-2
Montclair	0	54	54	+30
Ontario	28	74	102	-26
Rancho Cucamonga	6	48	54	-4
Upland	0	44	44	-14

HOMELESSNESS IN SAN BERNARDINO COUNTY

249 Household Requests for Assistance in West End Cities

Pathways Network	Households	# of persons	All Adults	Household w-Children	Literally Homeless	At-Risk of Homelessness
West Valley Region	249	627	99	150	132	117
Chino	30	70	13	17	18	12
Chino Hills	8	13	5	3	4	4
Montclair	18	42	9	9	15	3
Ontario	91	259	29	62	50	41
Rancho Cucamonga	51	110	29	22	24	27
Upland	51	133	14	37	21	30

CALIFORNIA #2*

In **California**, the Fair Market Rent (FMR) for a two-bedroom apartment is **$1,922**. In order to afford this level of rent and utilities — without paying more than 30% of income on housing — a household must earn **$6,407** monthly or **$76,879** annually. Assuming a 40-hour work week, 52 weeks per year, this level of income translates into an hourly Housing Wage of:

$36.96
PER HOUR
STATE HOUSING WAGE

FACTS ABOUT CALIFORNIA:

STATE FACTS	
Minimum Wage	$13.00
Average Renter Wage	$23.96
2-Bedroom Housing Wage	$36.96
Number of Renter Households	5,880,000
Percent Renters	45%

114
Work Hours Per Week At **Minimum Wage** To Afford a **2-Bedroom Rental Home** (at FMR)

90
Work Hours Per Week At **Minimum Wage** To Afford a **1-Bedroom Rental Home** (at FMR)

2.8
Number of Full-Time Jobs At **Minimum Wage** To Afford a **2-Bedroom Rental Home** (at FMR)

2.3
Number of Full-Time Jobs At **Minimum Wage** To Afford a **1-Bedroom Rental Home** (at FMR)

MOST EXPENSIVE AREAS	HOUSING WAGE
San Francisco HMFA	$64.21
San Jose-Sunnyvale-Santa Clara HMFA	$57.12
Santa Cruz-Watsonville MSA	$48.44
Santa Maria-Santa Barbara MSA	$44.69
Oakland-Fremont HMFA	$43.06

MSA = Metropolitan Statistical Area; HMFA = HUD Metro FMR Area.
* Ranked from Highest to Lowest 2-Bedroom Housing Wage. Includes District of Columbia and Puerto Rico.

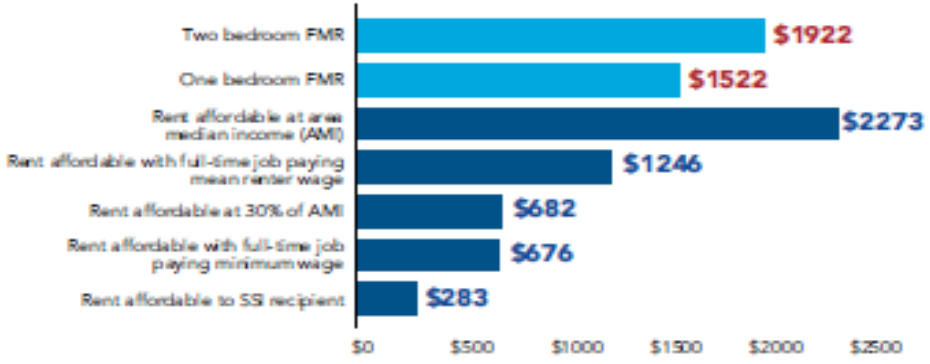

RENTS ARE OUT OF REACH FOR MANY RENTERS

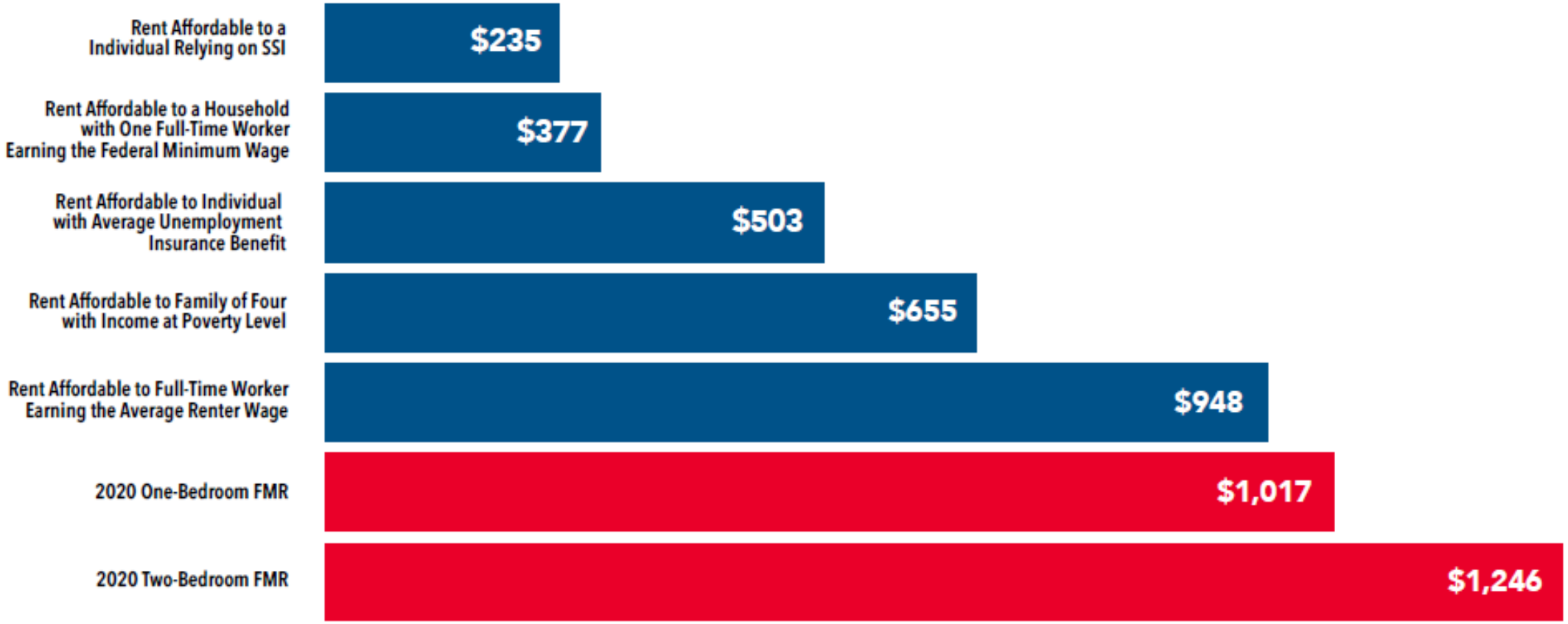

OUT of REACH
THE HIGH COST OF HOUSING

FMR = Fair Market Rent.
Source: NLIHC calculation of weighted-average HUD fair market rent. Affordable rents based on income and benefits data from BLS QCEW, 2018 adjusted to 2020 dollars; Center on Budget and Policy Priorities' Policy Basics: Unemployment Insurance, 2020; and Social Security Administration, 2020 maximum federal SSI benefit for individual.

NATIONAL LOW INCOME HOUSING COALITION
www.nlihc.org/oor

©2020 National Low Income Housing Coalition

TWELVE OF THE TWENTY LARGEST OCCUPATIONS IN THE UNITED STATES PAY LESS THAN THE HOUSING WAGE



OUT of REACH
THE HIGH COST OF HOUSING

Source: Occupational wages from May 2019 Occupational Employment Statistics, BLS, adjusted to 2020 dollars. Housing wages based on HUD fair market rents.

NATIONAL LOW INCOME HOUSING COALITION

www.nlihc.org/oor

©2020 National Low Income Housing Coalition

SAN BERNARDINO COUNTY 2020 Affordable Housing Needs Report

California Housing Partnership
California's Experts on Affordable Housing Finance, Advocacy & Policy

KEY FINDINGS

- **59,237** low-income renter households in the county do not have access to an affordable home.
- Low-Income Housing Tax Credit production and preservation in the county **decreased by 36%** since 2016 while state production and preservation **decreased 13%**.
- **79%** of extremely low-income households are paying more than half of their income on housing costs compared to just 3% of moderate-income households.
- Renters in San Bernardino County need to earn $28.23 per hour — **2.2 times** the state minimum wage — to afford the average monthly asking rent of $1,468.
- In San Bernardino County, state funding **decreased 96%** while federal funding **increased 43%** for housing production and preservation from FY 2008-09 to FY 2018-19.

MAY 2020

TABLE 1: LARGE METROPOLIAN AREAS WITH THE LEAST AND MOST SEVERE SHORTAGES OF RENTAL HOMES AFFORDABLE TO EXTREMELY LOW INCOME HOUSEHOLDS

LEAST SEVERE		MOST SEVERE	
Metropolitan Area	**Affordable and Available Rental Homes per 100 Renter Households**	**Metropolitan Area**	**Affordable and Available Rental Homes per 100 Renter Households**
Providence-Warwick, RI-MA	54	Las Vegas-Henderson-Paradise, NV	14
Pittsburgh, PA	51	Austin-Round Rock, TX	14
Boston-Cambridge-Newton, MA-NH	47	Riverside-San Bernardino-Ontario, CA	18
Buffalo-Cheektowaga-Niagara Falls, NY	42	Phoenix-Mesa-Scottsdale, AZ	18
Hartford-West Hartford-East Hartford, CT	41	San Diego-Carlsbad, CA	19
Cleveland-Elyria, OH	41	Houston-The Woodlands-Sugar Land, TX	19
Baltimore-Columbia-Towson, MD	40	Orlando-Kissimmee-Sanford, FL	20
Nashville-Davidson-Murfreesboro-Franklin, TN	40	Sacramento-Roseville-Arden-Arcade, CA	20
Cincinnati, OH-KY-IN	39	Los Angeles-Long Beach-Anaheim, CA	20
San Antonio-New Braunfels, TX	38	Dallas-Fort Worth-Arlington, TX	21

Source: NLIHC tabulations of 2018 ACS PUMS data.

AFFORDABLE HOMES SHORTFALL

59,237 low-income renter households in San Bernardino County do not have access to an affordable home.

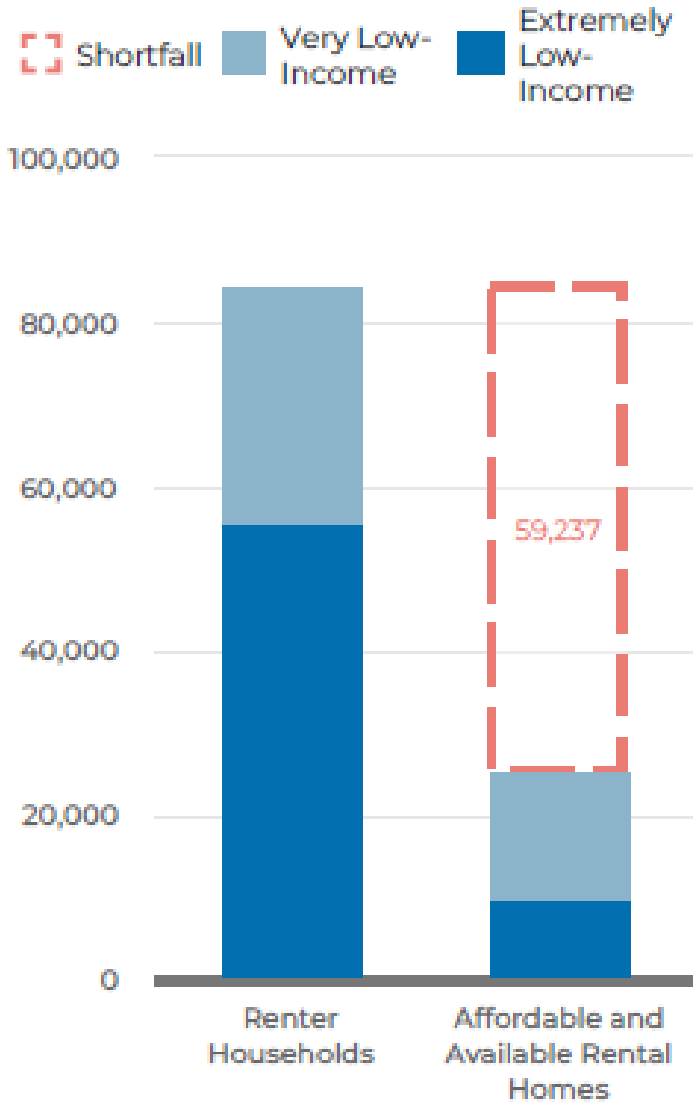

COST BURDENED HOUSEHOLDS

79% of ELI households in San Bernardino County are paying more than half of their income on housing costs compared to just 3% of moderate-income households.

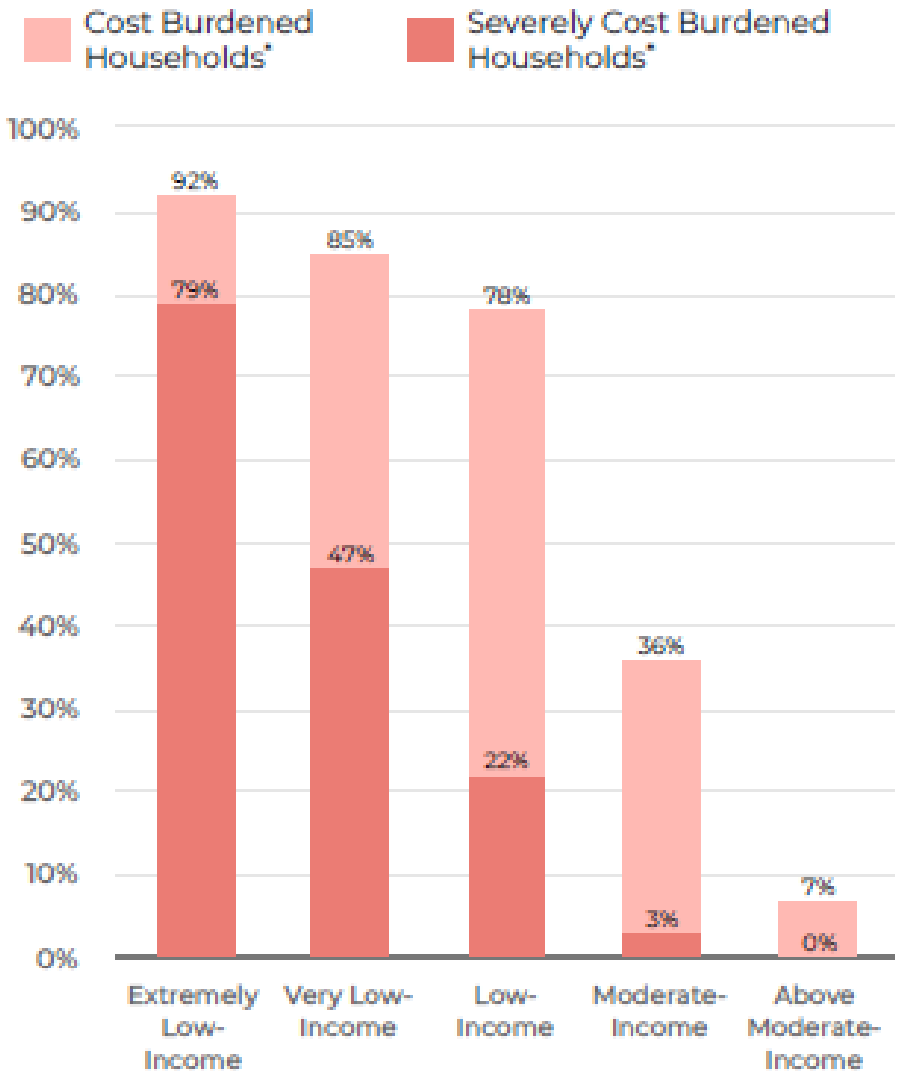

Housing Affordability Metrics in San Bernardino County 2020					
Unit type	2020 HUD FMR	50% rent-income	Hourly wage	3x income to rent	Hourly wage
studio	$875	$1,750	$10.10	$2,625	$15.14
1 bedroom	$1,030	$2,060	$11.88	$3,090	$17.83
2 bedroom	$1,289	$2,578	$14.87	$3,867	$22.31
3 bedroom	$1,789	$3,578	$20.64	$5,367	$30.96
4 bedroom	$2,216	$4,432	$25.57	$6,648	$38.35

Housing Affordability Metrics in San Bernardino County 2020					
Data on Costs		**How many outcomes can we buy?**			
MSA HUD FMR	12 months	$1 million rental assistance	HA West Valley Payment Standard	12 months	$390,648 rental assistance
Studio - $875/mo.	$10,500	95 units	Studio - $1,270	$15,240	25 units
1 bdrm - $1,030	$12,360	80 units	1 bdrm - $1,545	$18,540	21 units
2 bdrm - $1,289	$15,468	64 units	2 bdrm - $1,895	$22,740	17 units
3 bdrm - $1,789	$21,468	46 units	3 bdrm - $2,310	$27,720	14 units
New development $150,000/unit		6 units			2.5 units
Motel Room - $80/nite - $2,400/mo	$28,800	34 rooms	Motel Room - $50/nite - $1,500/mo	$18,000	21 rooms

Data on Costs

How many outcomes can we buy?

CoC Funding		**2020 FMR 1 bdrm - $1,030/month = $12,360/year**					
Rental Assistance $s		**# New units/households**					
		Year 1	**Year 2**	**Year 3**	**Year 4**	**Year 5**	**5 years**
$1,000,000/year	**PSH**	**80**	**0**	**0**	**0**	**0**	**80**
$1,000,000/year	**RRH**	**80**	**80**	**80**	**80**	**80**	**400**
New Development							
$5,000,000 ($150,000 per unit)	**PSH**	**0**	**0**	**0**	**0**	**34**	**34**

HOMELESSNESS IN SAN BERNARDINO COUNTY

San Bernardino County – 2018-19 Homeless Student Count – West Valley

District	Enrolled	Homeless	%
Alta Loma Elementary	5,946	225	3.8%
Central Elementary	4,601	181	3.9%
Chaffey Joint Union High	23,061	1,676	7.3%
Chino Valley Unified	26,799	2,784	10.4%
Cucamonga Elementary	2,505	95	3.8%
Etiwanda Elementary	13,850	1,382	10%
Ontario-Montclair Elementary	21,842	2,653	12.1%
Upland Elementary	10,572	509	4.8%
Total	109,176	9,505	8.7%

HOMELESSNESS IN SAN BERNARDINO COUNTY

Pathways Network - Consumer Requests for Assistance 2018-19 - West Valley Region

Jurisdiction	Households	# of People	Un-accompanied Women	Families w/children	Single Mothers	Literally Homeless	At-Risk of Homeless	Youth 18-24	Age 50+	Income < $1000
County	1,577	4,170	302 (20%)	908 (58%)	464 (29%)	836 (53%)	741 (47%)	129 (8%)	300 (19%)	1,042 (66%)
Chino	24	63	1	19	9	8	16	1	5	18
Chino Hills	2	7	0	1	1	1	1	0	0	2
Montclair	19	50	4	13	3	9	10	0	1	10
Ontario	117	309	20	65	34	50	67	13	28	53
Rancho Cucamonga	74	192	19	40	27	27	47	6	12	40
Upland	62	163	12	33	13	26	36	4	15	33

ESG FUNDING

Federal Sources

- **Entitlement: $1.2M (FY 19/20 and 20/21) - - Timeline: RFA to be released by month's end**
  - Emergency Shelter and Motel Vouchers
  - Street Outreach
  - Rapid Rehousing, including document readiness services
  - Homelessness Prevention

- **COVID-1: $2.192M - -**
  - Homelessness Prevention: $1.6M – application to be released within next couple weeks
  - Emergency Shelter: $200K
  - HMIS: $173k
- **COVID-2: $6.4M TBD**
  - Rapid Rehousing – Project HOME Key

State Sources

- **Pass-thru Entitlement: $600k**
  - Rapid-rehousing, Emergency Shelter and Housing Search and Placement
- **COVID-1: $1.24M - - Timeline State Application due 7/20/2020**
  - Rapid Rehousing- Project HOME Key

SAN BERNARDINO COUNTY

Community Development and Housing Agency
Office of Homeless Services

West Valley Workshop

PITC, HIC, PIT, Cost Study & More

Kent Paxton, Fifth District Homeless Policy Advisor
Tom Hernandez, Chief of Homeless Services

July 8, 2020

Cost Study Analysis

On May 27, 2020, Mr. Gregory Shinn of Creative Housing Solutions provided a written analysis and overview of the Cost Study Analysis of Chronic and Veteran Homeless Cohorts in San Bernardino County.

In the report Mr. Shinn reviewed the fiscal impacts and market demand for sustainable housing solutions.

As such, OHS and the Office of Fifth District Supervisor, Josie Gonzales are seeking feedback from each Regional Steering Committee on how we can use this data to direct future policy development within the county.

COST STUDY ANALYSIS PER PERSON COST

Type of Encounter	Cost Per Person/Year
Outreach	$190.34
Incarceration	$1,304.78
Arrest/Adjudication	$2,987.55
Mental Health Treatment	$1,318.00
Substance Abuse Treatment	$34.00
Healthcare	$26,038.00
Total Cost	**$31,872.67**

Cost Per Year to Provide PH	Cost
Permanent Supportive Housing	$17,652.00
Rapid Re-Housing	$5,132.20

COST OF PERMANENT HOUSING BASED ON CH ANALYSIS

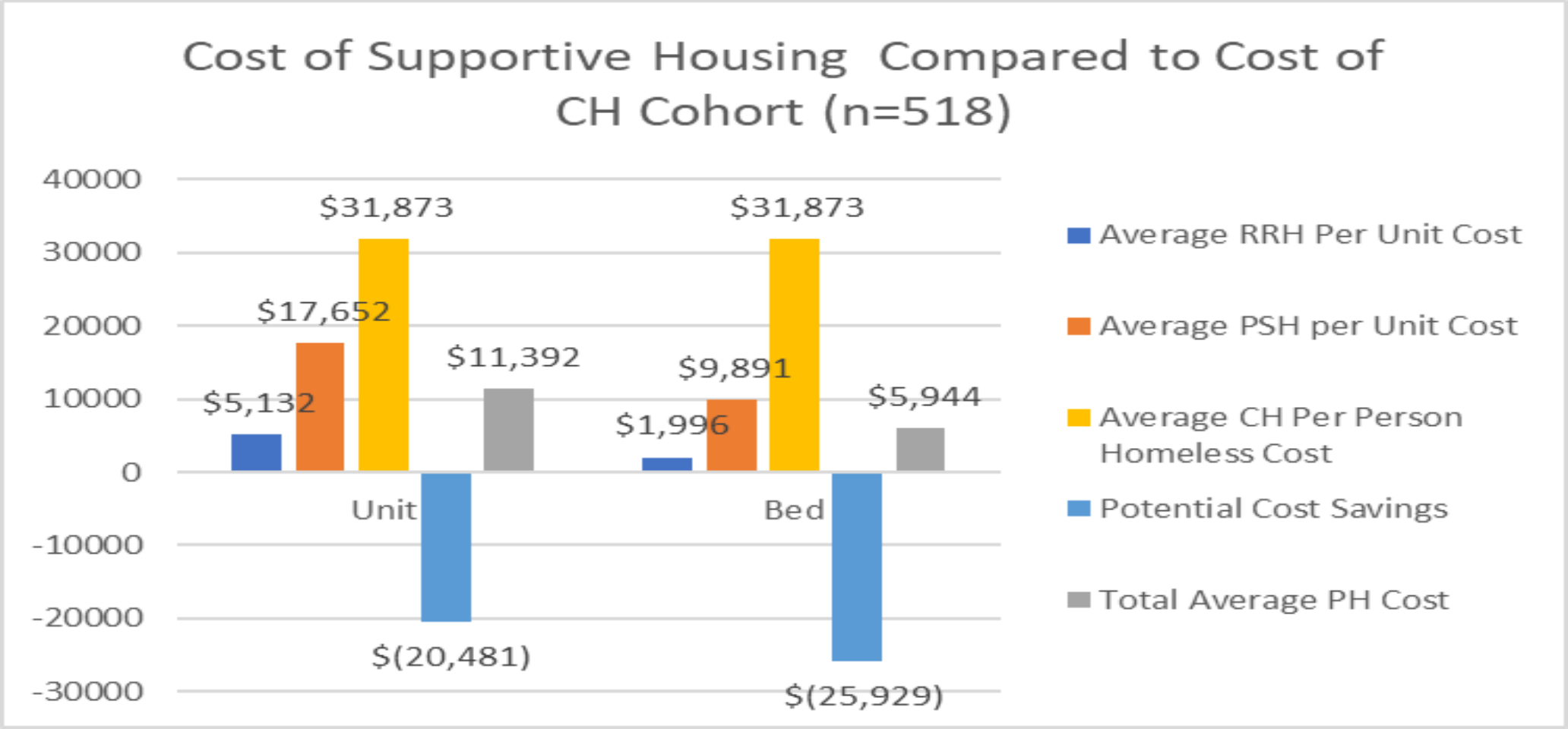

HOUSING INVENTORY COUNT

Housing Type	Year-Round Beds
Emergency Shelter	
Site-based	181
Tenant-based	302
	483
Permanent Supportive Housing	
Site-based	196
Tenant-based	1,407
	1,603
Rapid Re-Housing	
Tenant-based	2,101
	2,101
Safe Haven	
Site-based	24
	24
Transitional Housing	
Site-based	133
Tenant-based	53
	186

Total of 4,397 Beds

NUMBER OF PROVIDERS ON THE HIC

Provider Type	HIC Projects by Type
ES	43
PSH	19
RRH	40
SH	1
TH	12
Grand Total	**115**

West Valley Region City Data

City of Chino

Chino Details: 31 Counted; 24 Surveys Administered

Gender	Number	Percent
Male	16	66.7%
Female	8	33.3%

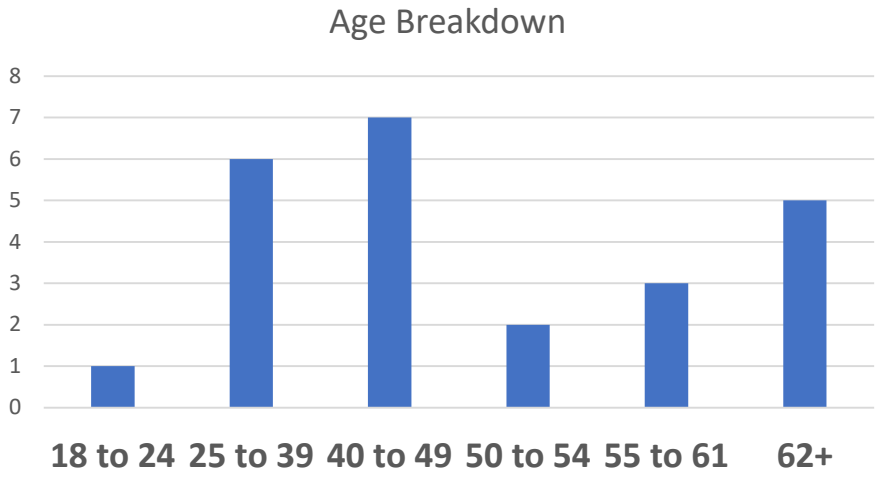

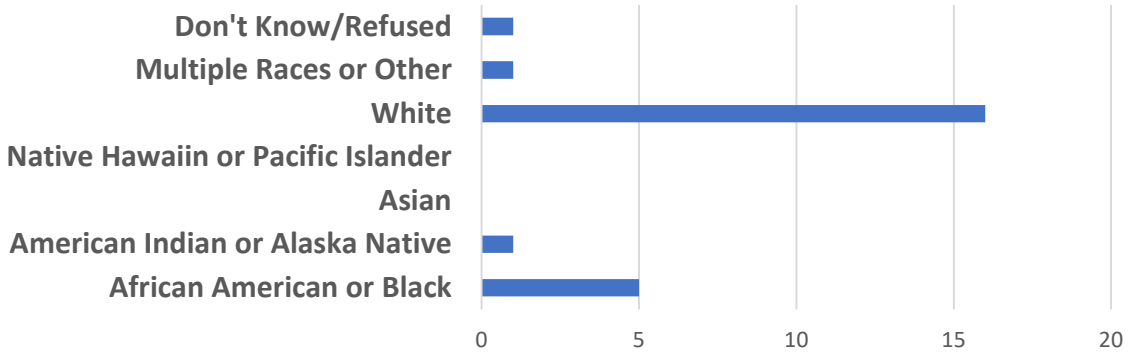

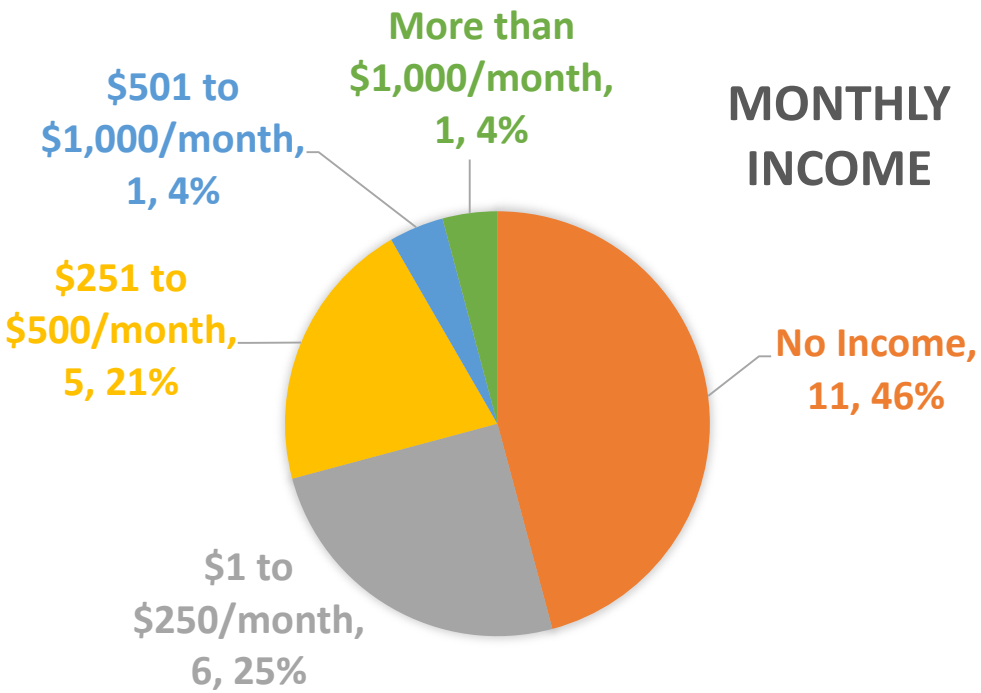

Total Chronically Homeless:	5 (20.8%)
Average Cost to Leave on Street:	$159,363.35
Average Cost to Permanently House:	$88,260.00
Cost Savings Per Year:	**$71,103.35**

City of Chino Hills

Chino Hills Details: 2 Counted; 1 Survey Administered

Gender	Number	Percent
Male	1	100.0%
Female	0	0%

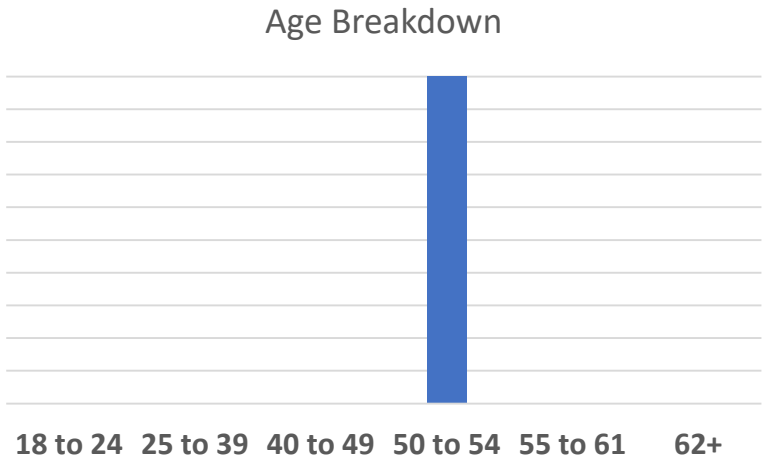

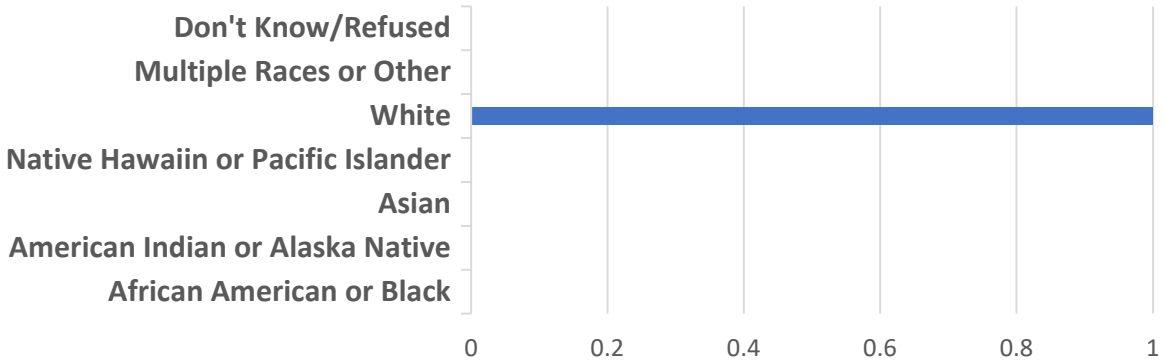

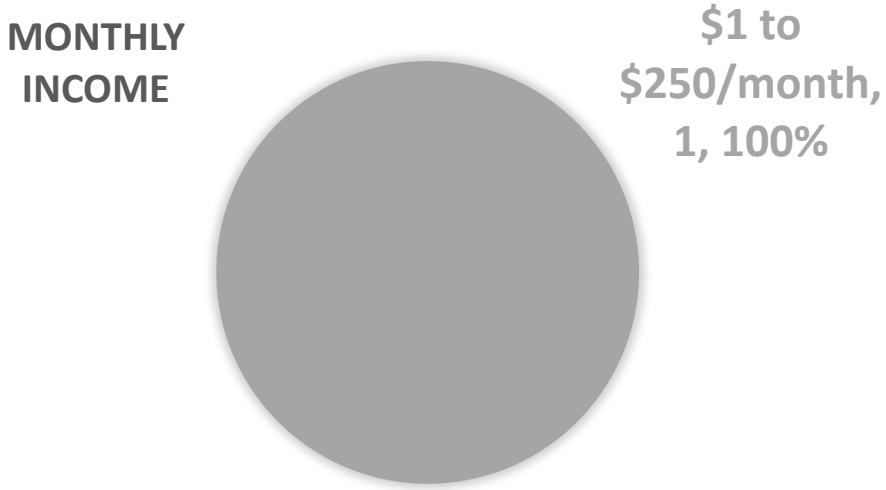

Total Chronically Homeless:	1 (100.0%)
Average Cost to Leave on Street:	$31,872.67
Average Cost to Permanently House:	$17,652.00
Cost Savings Per Year:	**$14,220.67**

City of Montclair

Montclair Details: 54 Counted; 20 Surveys Administered

Gender	Number	Percent
Male	14	70.0%
Female	6	30.0%

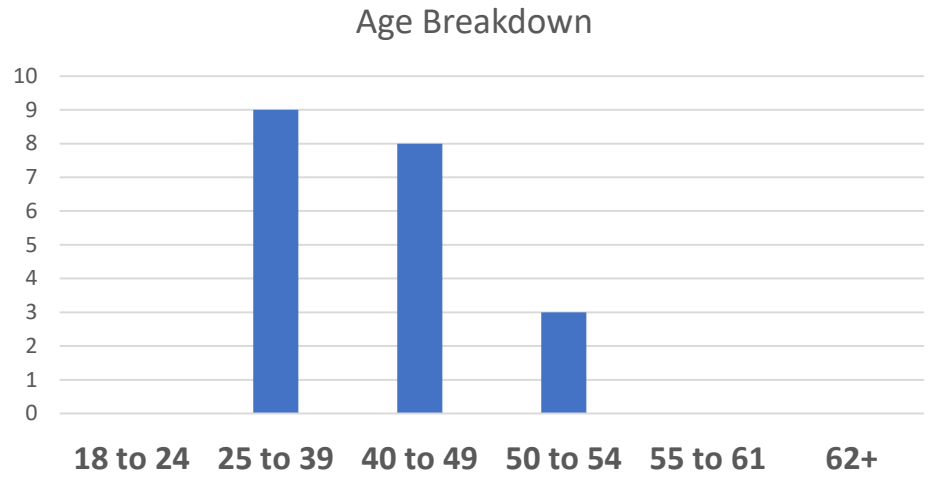

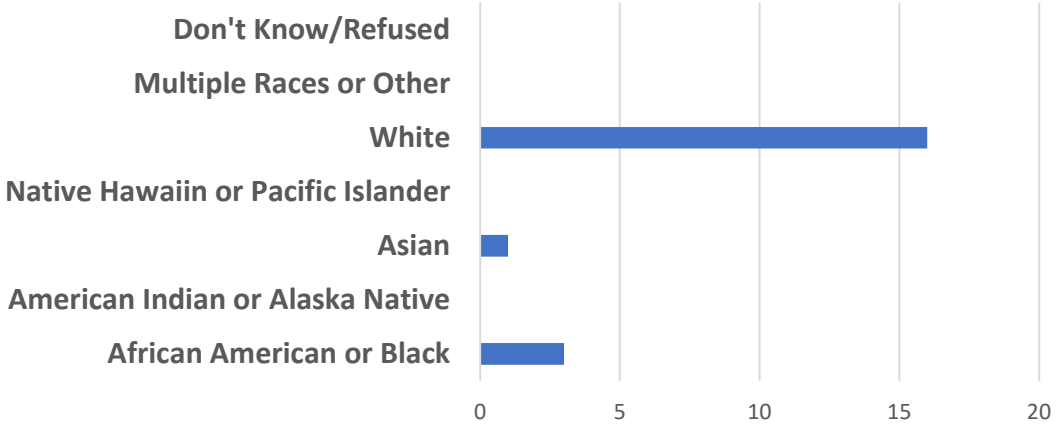

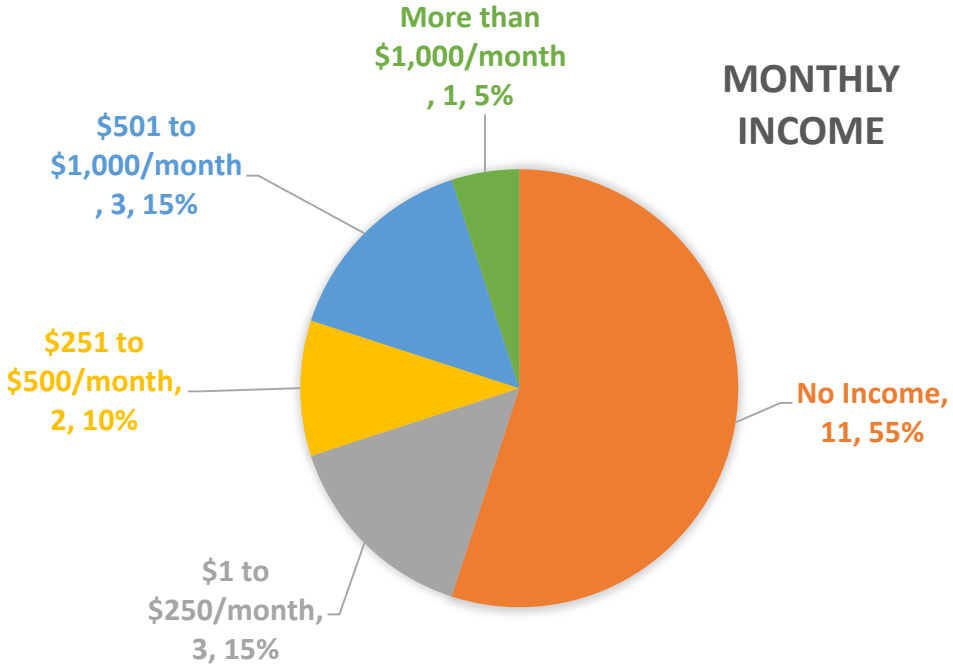

Total Chronically Homeless:	7 (35.0%)
Average Cost to Leave on Street:	$223,108.69
Average Cost to Permanently House:	$123,564.00
Cost Savings Per Year:	**$99,544.69**

City of Ontario

Ontario Details: 74 Counted; 54 Surveys Administered

Gender	Number	Percent
Male	45	83.3%
Female	9	16.7%

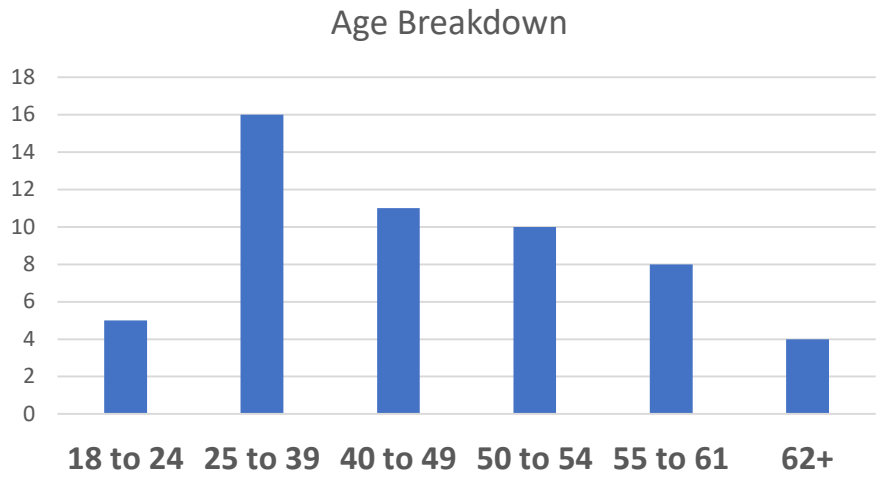

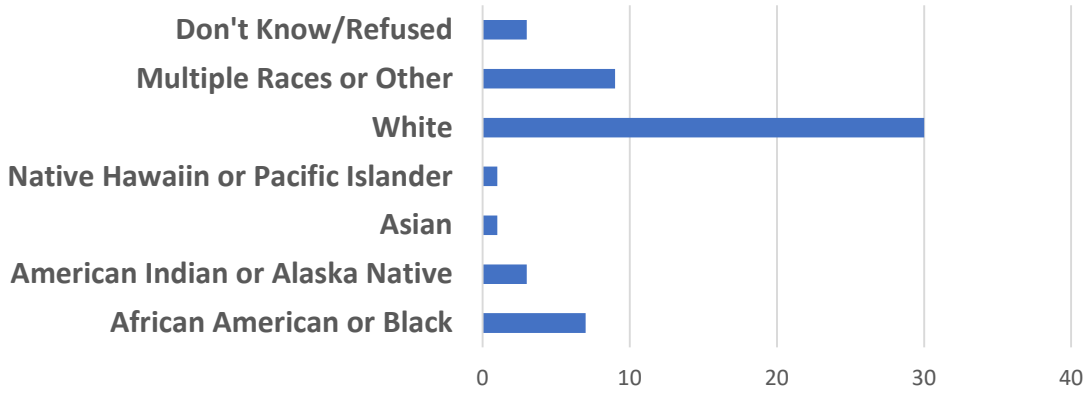

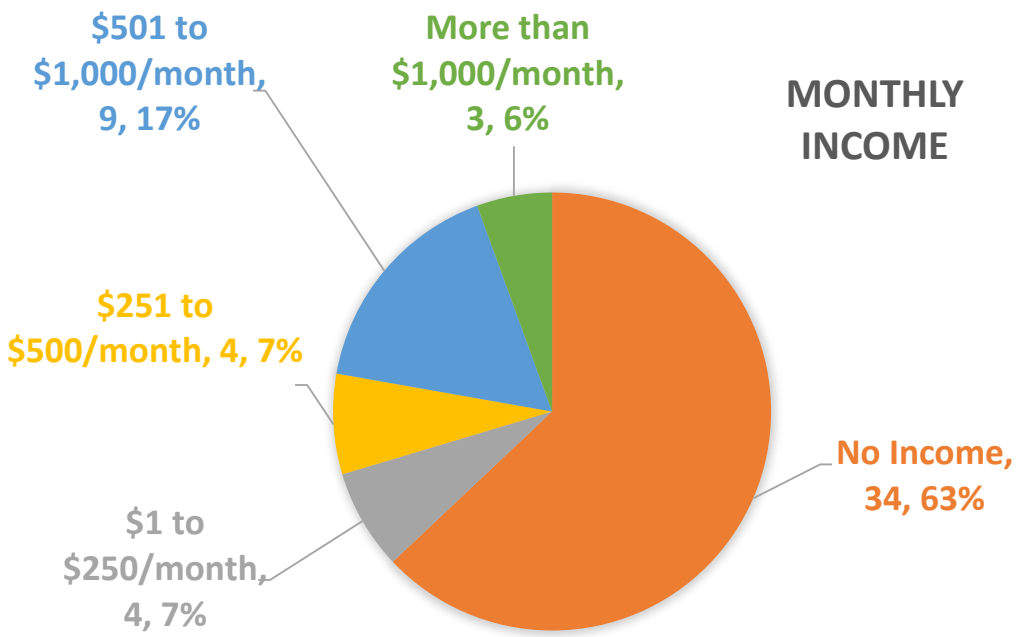

Total Chronically Homeless:	26 (48.1%)
Average Cost to Leave on Street:	$828,689.42
Average Cost to Permanently House:	$458,952.00
Cost Savings Per Year:	**$369,737.42**

City of Rancho Cucamonga

Rancho Cucamonga Details: 48 Counted; 27 Surveys Administered

Gender	Number	Percent
Male	20	74.1%
Female	7	25.9%

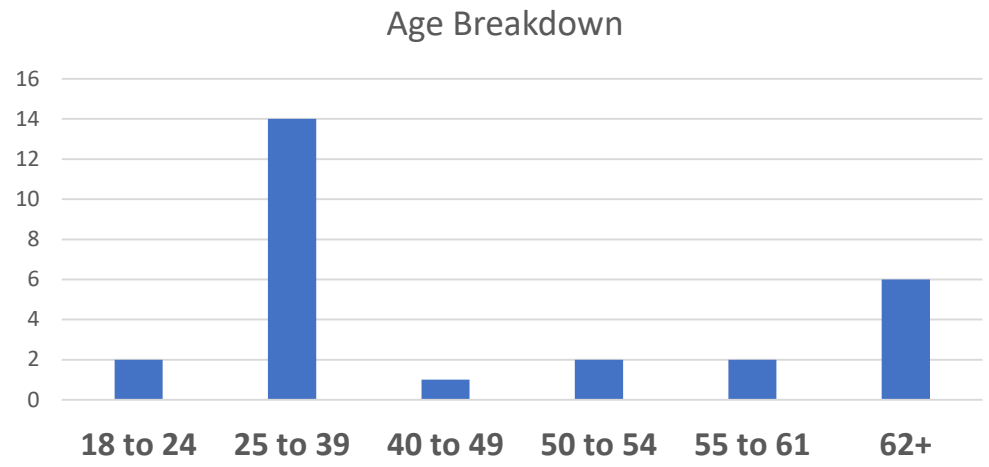

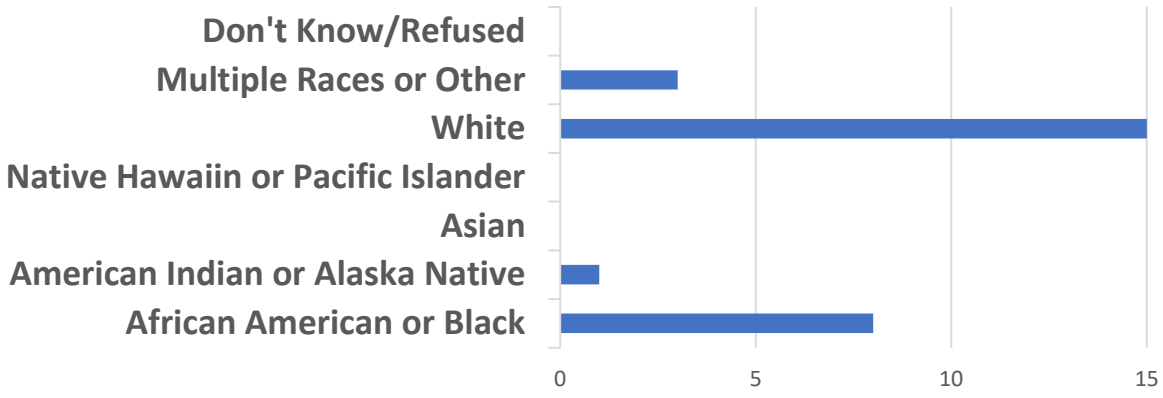

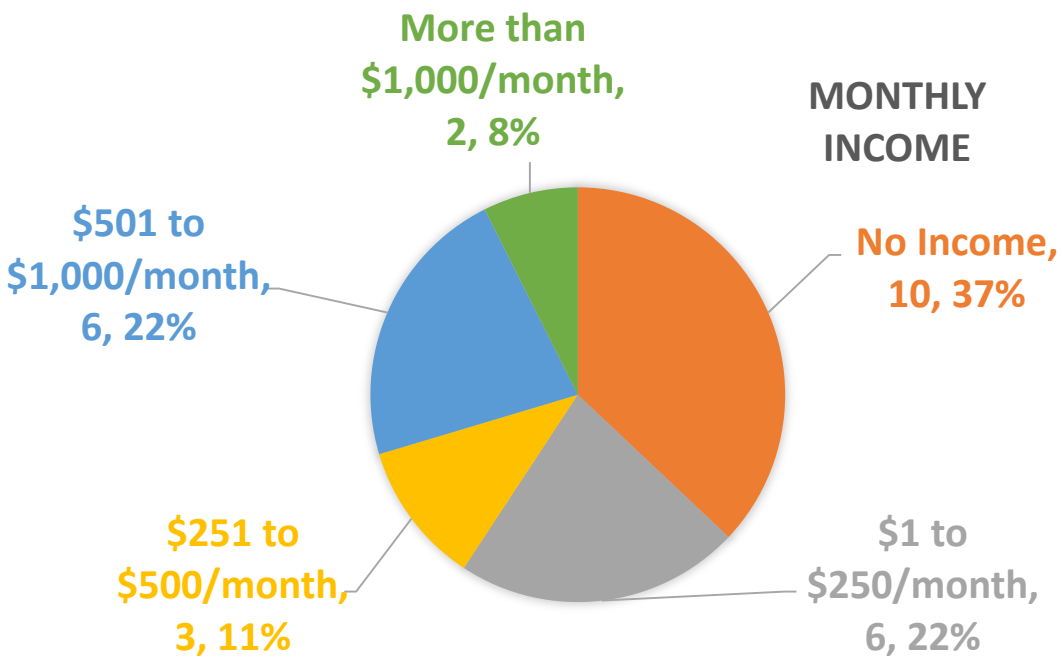

Total Chronically Homeless:	11 (40.7%)
Average Cost to Leave on Street:	$350,599.37
Average Cost to Permanently House:	$194,172.00
Cost Savings Per Year:	**$156,427.37**

City of Upland

Upland Details: 44 Counted; 36 Surveys Administered

Gender	Number	Percent
Male	28	77.8%
Female	8	22.2%

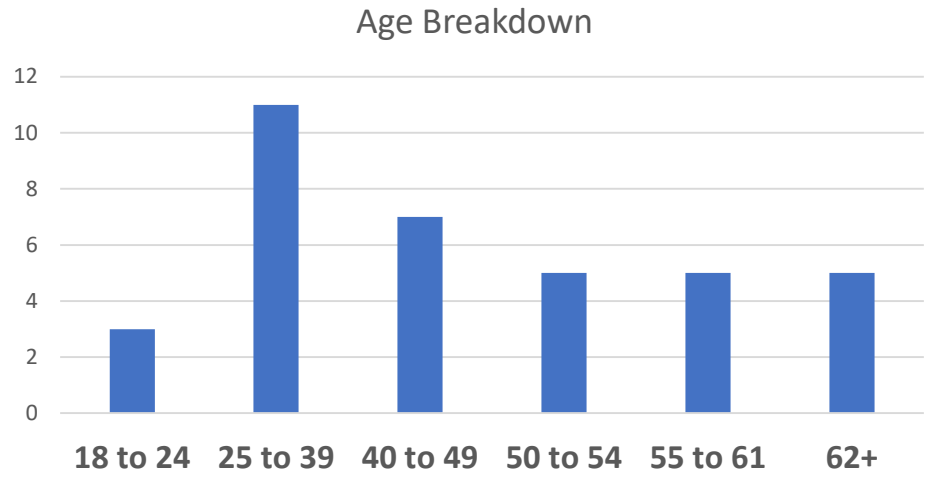

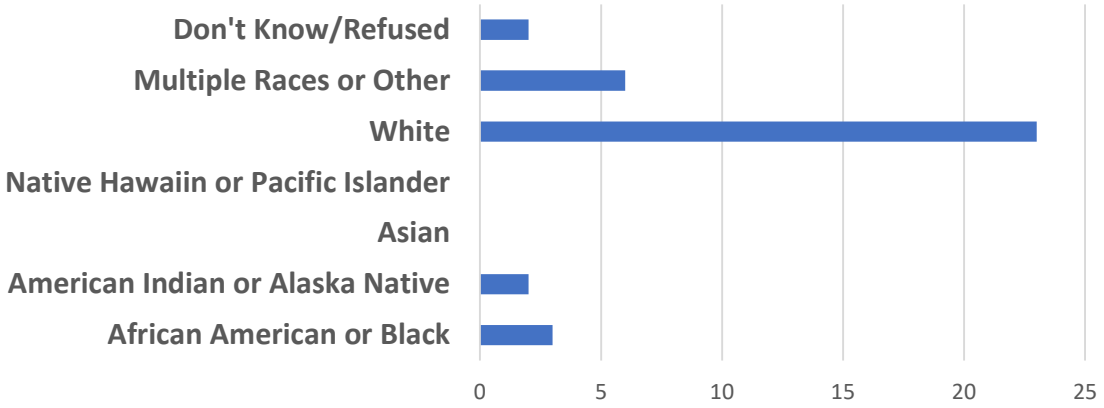

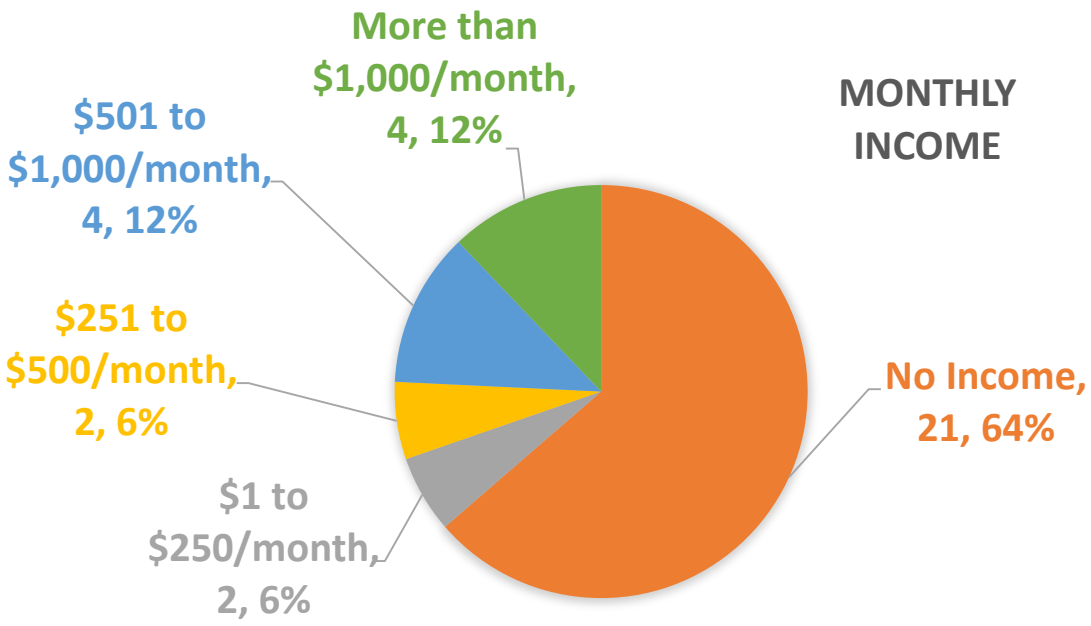

Total Chronically Homeless:	11 (30.6%)
Average Cost to Leave on Street:	$350,599.37
Average Cost to Permanently House:	$194,172.00
Cost Savings Per Year:	**$156,427.37**

West Valley Region

West Valley Details: 253 Counted; 162 Surveys Administered

Gender	Number	Percent
Male	124	76.5%
Female	38	23.5%

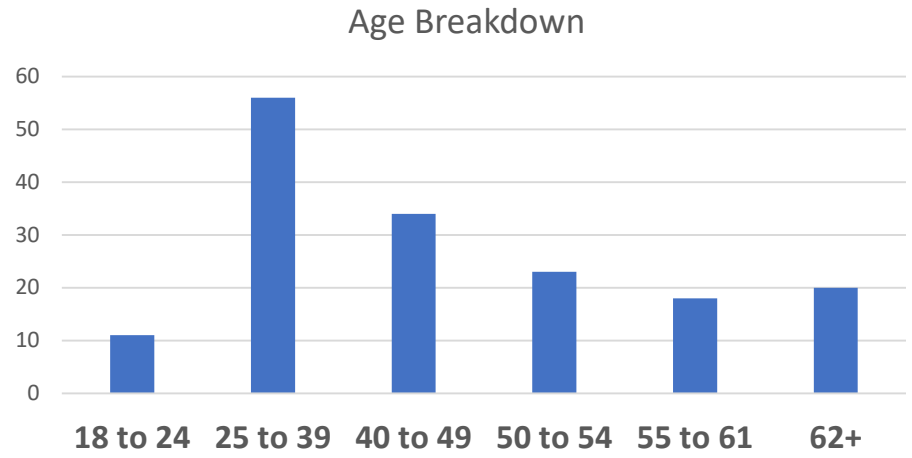

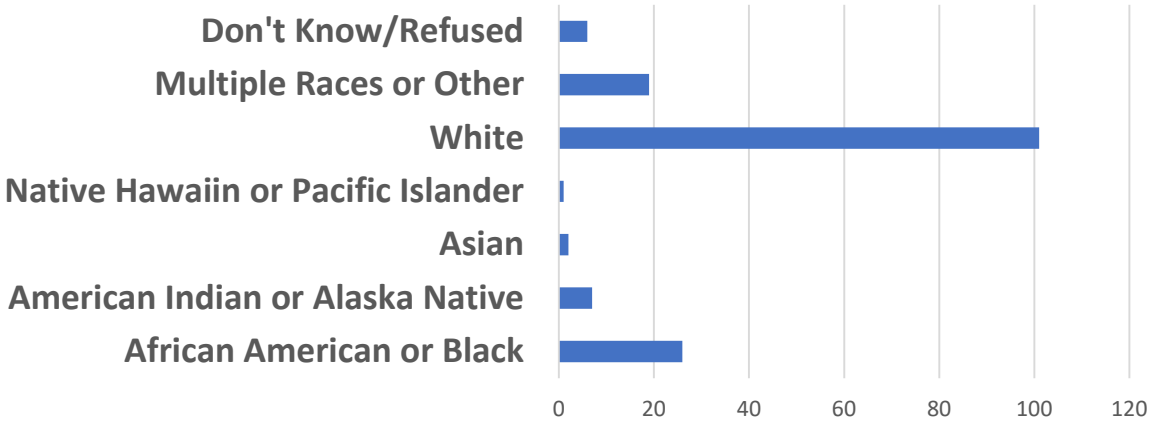

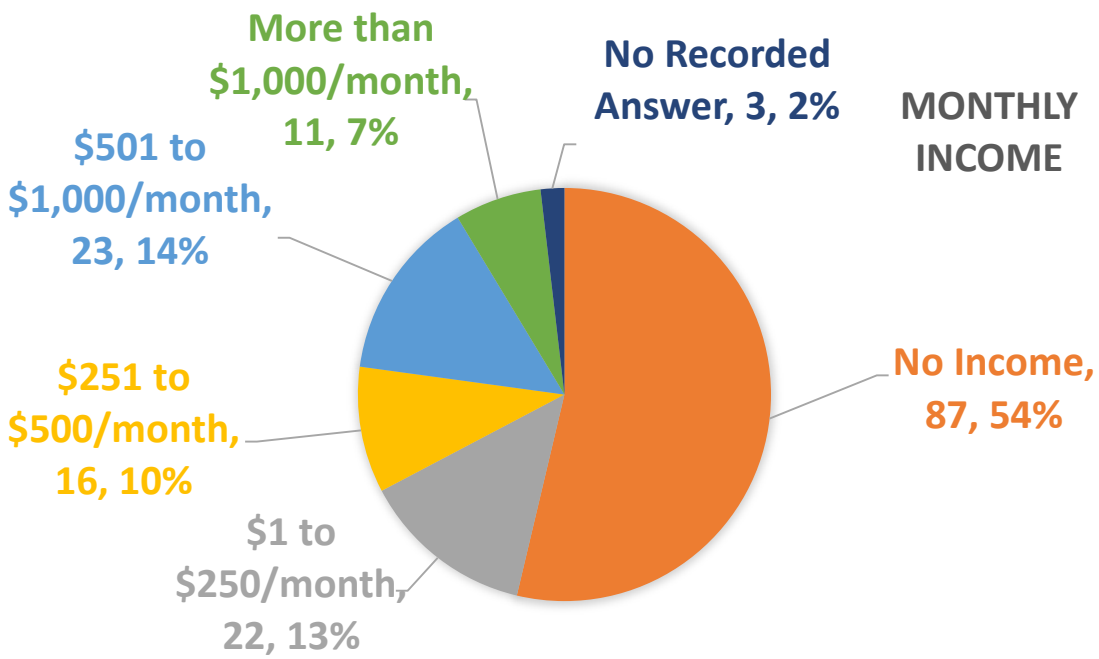

Total Chronically Homeless:	61 (37.7%)
Average Cost to Leave on Street:	$1,944,232.87
Average Cost to Permanently House:	$1,076,772.00
Cost Savings Per Year:	**$867,460.87**

Just based on the cost savings that equates to 49 units that can be created for PSH or 169 RRH families served